

OPEN SAFE OREGON

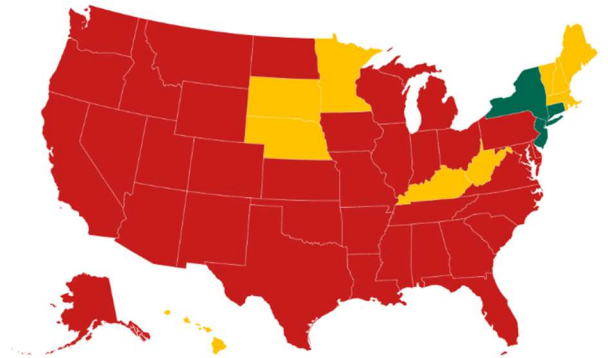


Is the state effectively containing the novel coronavirus (“COVID-19”)?

Data current as of July 6, 2020

STATUS: **RED**

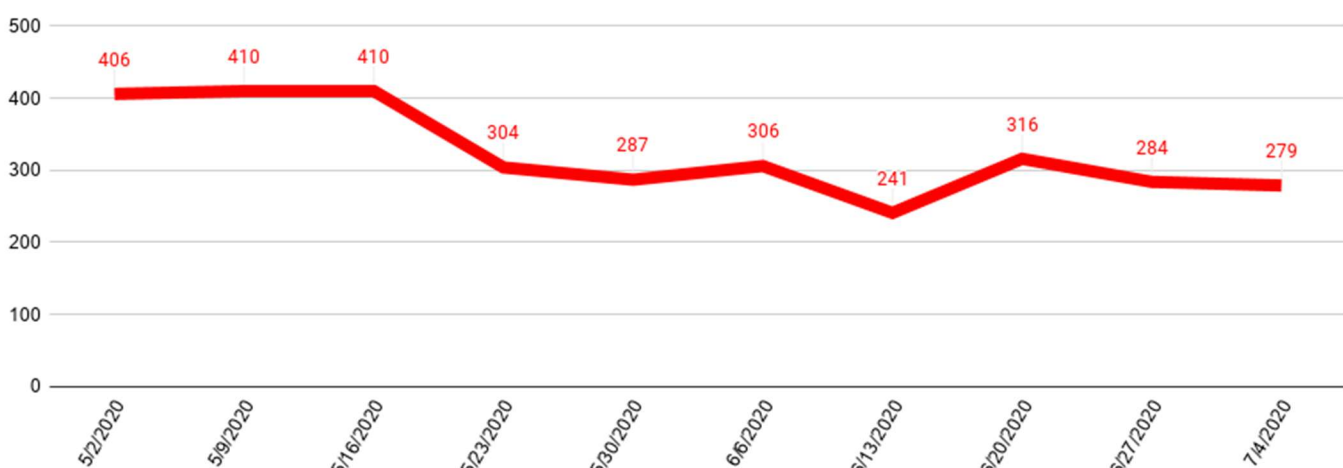
COVID Exit Strategy (www.covidexitstrategy.org), a non-partisan group of public health and crisis experts, has been tracking the progress states have made towards meeting the CDC recommended benchmarks states should reach before reopening their economies. On July 6th, 2020, only three states were meeting these metrics, earning a “Green” rating. Currently, Oregon is failing 2 out of 4 of the benchmarks we are tracking, and is rated “Red” by COVID Exit Strategy.



CDC Benchmark: a 14-day decline in influenza-like illness

The CDC recommends that states report a 14-day decline in influenza-like illness (“ILI”) before lifting restrictions. Oregon **HAS MET** this benchmark. ILI numbers for outpatient and Emergency Room (“ER”) visits are reported to the CDC weekly. Oregon reported a decrease in ILI from 316 to 279 between the week ending June 20th and the week ending July 4th.

Oregon - Weekly Total Outpatient / ER visits for ILI



CDC Benchmark: declining COVID+

The CDC recommends a state show a 14-day decline in documented cases of COVID-19 before reopening. Oregon has **NOT MET** this benchmark. COVID+ cases have been increasing in the state over the last 14 days.

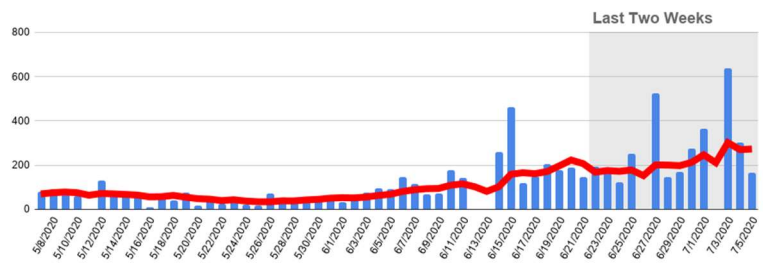
CDC Benchmark: testing

The CDC recommends a state show a downward trajectory for the percentage of COVID-19 tests that are positive before reopening. Oregon has **NOT MET** this benchmark. Test positivity has been increasing in the state over the last 14 days.

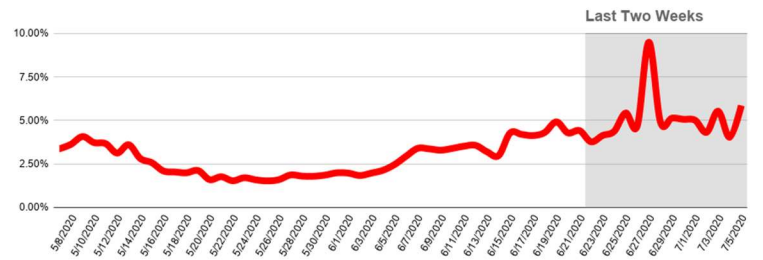
CDC Benchmark: hospital capacity

The CDC recommends a state have sufficient hospital capacity to treat all patients without crisis care (20% capacity available over last 7 days). Oregon **HAS MET** this benchmark. The highest reported occupancy in the last week was 66% for inpatient beds and 64% for ICU beds, but hospitalizations have been increasing.

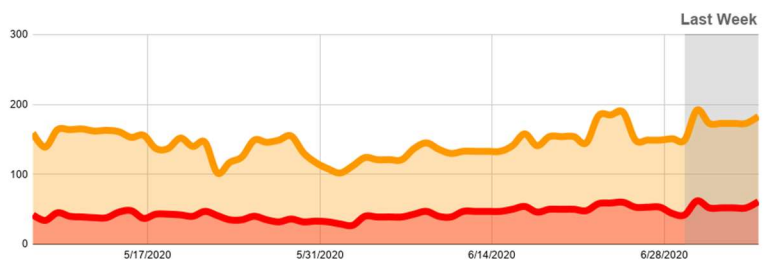
Oregon - Last 60 days of new COVID+ Cases with 7-day Trend



Oregon - COVID-19 diagnostic test positivity over last 60-days (7-day Moving average)



Oregon - Hospital & ICU occupancy for COVID+ patients over last 60 days




Recommendations

Oregon is currently failing 2 out of 4 the CDC benchmarks that OSPIRG has been tracking, indicating that COVID-19 has been spreading in the community without effective containment. OSPIRG recommends that the state maintain all current restrictions related to COVID-19, and take additional measures to improve containment. These measures could include: prohibiting indoor seating at restaurants, closing bars, and closing all non-essential businesses in current COVID-19 hot-spots if current trends continue.

For more information, contact:

Numi Lee Griffith
Health Care Advocate
ngriffith@ospirg.org



Abe Scarr
Open Safe Director
abe@illinoispirg.org



NOTES AND CITATIONS

- Photo Credit: Ketut Subiyanto, www.Pexels.com, Pexels attribution license.
- Color rating is based on the recommendations of COVID Exit Strategy. View current data at www.covidexitstrategy.org.
- Map graphic courtesy of COVID Exit Strategy, retrieved on 7/6/2020.
- CDC recommendations are derived from the CDC's "Opening Up America Again" framework, and CDC guidance released on 5/19/2020.
- Data for ILI and hospital occupancy based on state reports to the CDC.
- Data for COVID+, test positivity, and hospital / ICU occupancy graph is derived from data collected by the COVID tracking project, at www.covidtracking.com
- We do not track CDC metrics related to total testing volume, reported symptoms of COVID-like illness, and PPE supply due to a lack of consistent standards and / or publicly available data.