



| SUPERFUND UNDERFUNDED

How taxpayers have been left with a toxic financial burden

SUPERFUND UNDERFUNDED

How taxpayers have been left with a toxic financial burden

ConnPIRG | Education
Fund



WRITTEN BY JILLIAN GORDNER
U.S. PIRG EDUCATION FUND
FEBRUARY 2021

ACKNOWLEDGEMENTS

The author wishes to thank Danielle Melgar, Elizabeth Ridlington, and Haley Clinton for their review of drafts of this document, as well as their insights and suggestions.

The author bears responsibility for any factual errors. Policy recommendations are those of U.S. PIRG Education Fund. The views expressed in this report are those of the authors and do not necessarily reflect the views of our funders or those who provided review.

© 2021 U.S. PIRG Education Fund. Some Rights Reserved. This work is licensed under a Creative Commons Attribution 4.0 International license. To view the terms of this license, visit creativecommons.org/licenses/by/4.0/.

With public debate around important issues often dominated by special interests pursuing their own narrow agendas, U.S. PIRG Education Fund offers an independent voice that works on behalf of the public interest. U.S. PIRG Education Fund, a 501(c)(3) organization, works to protect consumers and promote good government. We investigate problems, craft solutions, educate the public, and offer meaningful opportunities for civic participation. For more information about U.S. PIRG Education Fund or for additional copies of this report, please visit www.uspirgedfund.org.

Cover image: Oliver Hale, Unsplash.com

I CONTENTS

ACKNOWLEDGEMENTS	1
EXECUTIVE SUMMARY	3
INTRODUCTION	7
Definitions	8
Superfund Cleanup Process	10
How the Superfund Toxic Waste Cleanup Program is Funded	12
IMPORTANCE OF CLEANING UP SUPERFUND SITES	14
Human Health and Safety	14
Environment	14
An Urgent Problem: The Threat of Worsening Natural Disasters to Superfund Sites	14
THE SUPERFUND PROGRAM'S DECLINING BUDGET AND SUCCESS	16
CONCLUSION AND RECOMMENDATIONS	25
METHODOLOGY	27
Measuring Success of the Superfund Toxic Waste Cleanup Program	27
Potentially Responsible Parties and Orphan Sites	28
Calculating Yearly Federal Appropriations	28
APPENDIX: Superfund National Priorities List Toxic Waste Sites by State	30
Notes	161

| EXECUTIVE SUMMARY

IN 1980, CONGRESS PASSED

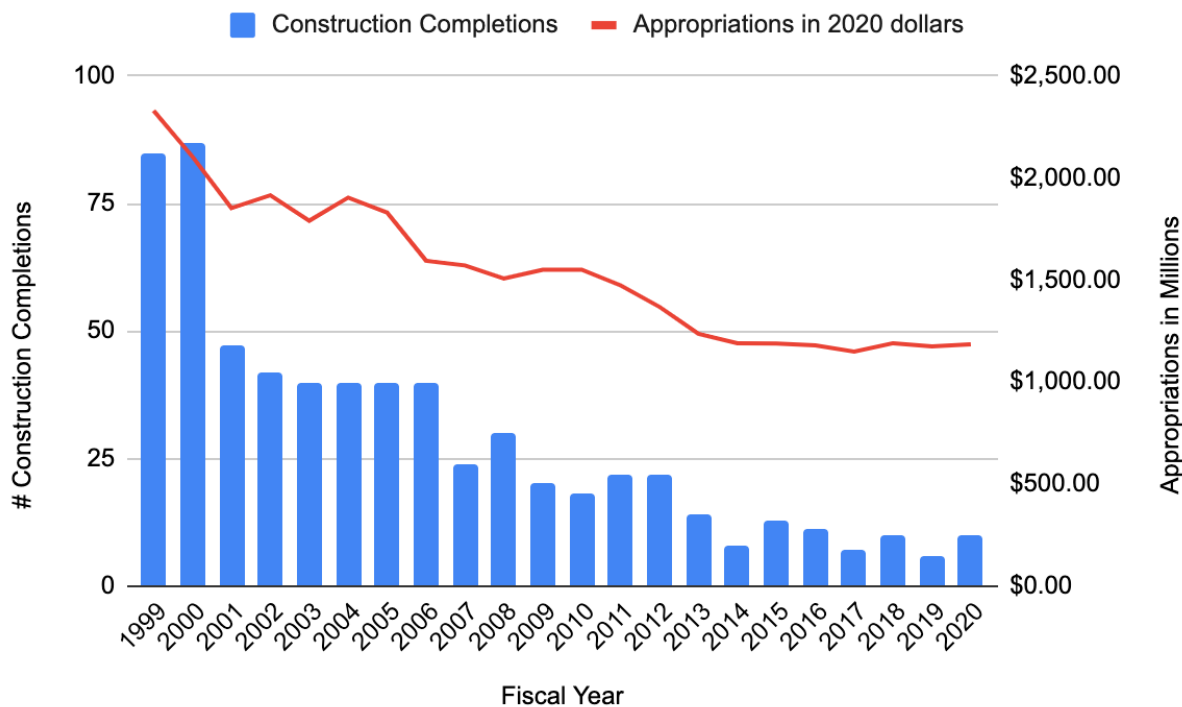
the Comprehensive Environmental Response, Compensation and Liability Act (CERCLA), informally called Superfund. The Superfund program was given the authority and funds to hold polluters responsible for cleaning up contaminated waste sites or clean up the sites themselves if no responsible party can be found or afford the cleanup.¹ These toxic waste sites house some of the most “hazardous chemicals known to humankind.”² The Superfund toxic waste program protects people from these contaminants and the serious health problems associated with them.³

The program was originally funded by a tax on the chemical and petroleum industries, but that tax expired in 1995, and now the money for the Superfund program has come primarily through appropriations from the general revenue.⁴

As appropriations have decreased over the past two decades, cleanup has slowed, putting more people at risk for longer from hazardous contamination.⁵

- From 1999 to 2020, annual appropriations decreased by more than a billion dollars from \$2.3 billion to just under \$1.2 billion in constant 2020 dollars.^{6,7}
- From 1991 to 2000, when the Superfund Trust was at its highest balance, each year saw an average of 71 Construction Completions.⁸ From 2011 - 2020, that number fell to an average of 12 construction completions each year.⁹ In FY 2020, construction was completed at only ten sites.¹⁰
- The Superfund Trust reached its peak balance of \$4.7 billion at the start of FY 1997, and then began declining in FY 1998.¹¹ At the start of FY 2020, the Trust had a balance of \$225 million.¹²
- 34 construction projects did not begin in FY 2020 because of a lack of funding.¹³

FIGURE 1: CONSTRUCTION COMPLETIONS AND APPROPRIATIONS BY FISCAL YEAR¹⁴

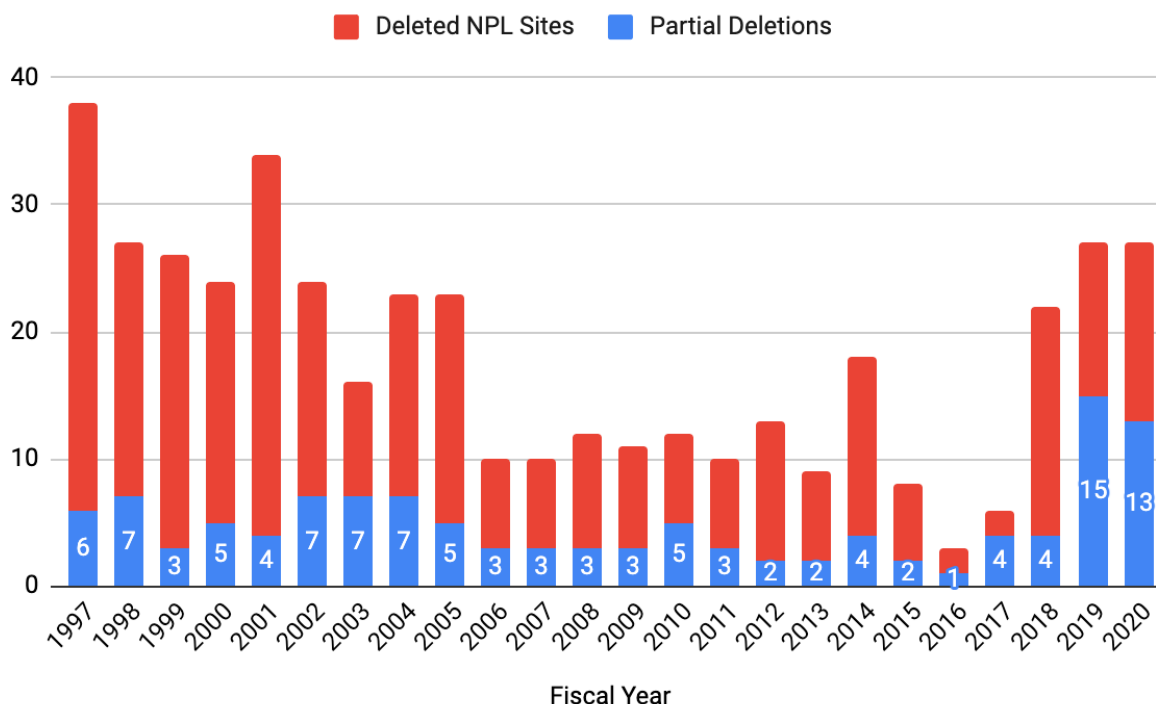


In FY 2020, the EPA focused on Deletions and Partial Deletions, while the number of cleanup actions remained stagnant or decreased

- From 1997, when the first year Partial Deletions were used, until 2018, the average number of Partial Deletions each year was 4. In FY 2019, there were 15 and in FY 2020, there were 13.¹⁵
- FY 2019 and 2020 had the highest and second highest number of Partial Deletions in a single fiscal year, respectively.¹⁶

- Partial Deletions made up nearly half of the total number of combined Deletions and Partial Deletions in 2020. In previous years since the start of Partial Deletions, they have made up an average of less than one-third of the combined total each year.¹⁷
- 14 Superfund toxic waste sites were deleted from the National Priorities List (NPL) in FY 2020. Aside from 2018, this is the most Superfund National Priorities List deletions to occur in a single fiscal year since 2005.¹⁸

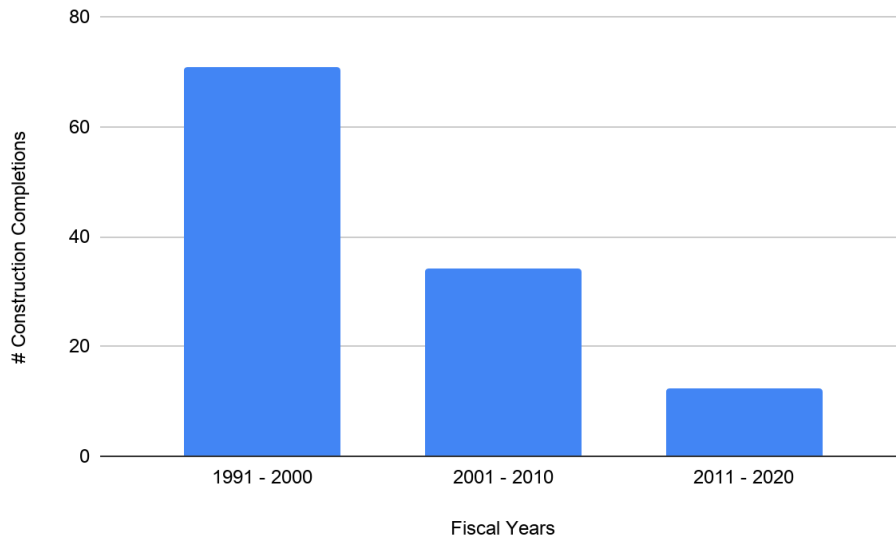
FIGURE 2: PARTIAL DELETIONS AND DELETIONS PER FISCAL YEAR¹⁹




The EPA did not start or complete many cleanup actions in FY 2020 compared to the history of the Superfund program, since the first site was put on the National Priorities List in 1983.²⁰

- The number of Construction Completions at National Priorities List sites in FY 2020 dropped two-thirds below the yearly averages since the first National Priorities List.²¹
- Less than half as many Remedy and Final Remedies were selected in FY 2020 compared to the 1983-2019 average of the Superfund program.²²
- Between 1983 and 2019, there was an average of 54 Superfund toxic waste site Remedial and Final Remedial Actions that began each fiscal year. In FY 2020, there were 24.²³

FIGURE 3: AVERAGE ANNUAL CONSTRUCTION COMPLETIONS BY 10-YEARS



One in six Americans lives within 3 miles of a proposed or approved Superfund toxic waste site



I INTRODUCTION

According to the most recent data available, one in six Americans lives within three miles of a toxic waste site that is so dangerous it has been proposed or approved for cleanup under the federal Superfund program.^{24,25} The majority of these sites are on the National Priorities List run by the EPA's toxic waste cleanup program, often referred to as Superfund.²⁶ Less than a quarter of the more than 1,700 sites that have been added to the list since it was created in 1980 have been deleted, which is the final step in confirming all cleanup goals have been achieved at the site.^{27,28}

The EPA Superfund program began in 1980 when Congress passed the Comprehensive Environmental Response, Compensation, and Liability Act (CERCLA). The bill gave the EPA the authority and funds to identify

hazardous sites, which threaten public health; hold the polluting parties responsible for cleanup; and clean up the sites themselves if no Potentially Responsible Parties (PRPs) could be determined. The program is referred to as Superfund, because of the Superfund Trust that was created to fund the program.

The Superfund program has been used to respond to natural disasters and emergencies including the attack on the World Trade Center, the BP Oil Spill, Hurricane Katrina, and the 2001 Anthrax attack.²⁹ Contaminants of concern at toxic waste sites on the National Priorities List include arsenic, lead, mercury, benzene, dioxin, and other hazardous chemicals³⁰ that may increase the risk of cancer, reproductive problems, birth defects, and other serious illnesses.³¹

Definitions

The EPA provides the definitions for a variety of cleanup actions. Each definition in the following section uses the exact definition provided by the EPA on the Superfund webpage. Definitions of cleanup actions are listed in the order they generally occur.

National Priorities List (NPL): The National Priorities List (NPL) is the list of sites of national priority among the known releases or threatened releases of hazardous substances, pollutants, or contaminants throughout the United States and its territories.³²

Contaminants of Concern (COCs): COCs are the chemical substances found at the site that EPA has determined pose an unacceptable risk to human health or the environment. These are the substances evaluated by EPA to be addressed by cleanup actions at the site.³³

Sediment: Sediment is materials found at the bottom of a water body. Sediments may include clay, silt, sand, gravel, decaying organic matter, and shells.³⁴

Preliminary Assessment: The preliminary assessment (PA) involves gathering historical and other available information about site conditions to evaluate whether the site poses a threat to human health and the environment and /or whether further investigation is needed. The preliminary assessment also helps identify sites that may need immediate or short-term response actions.³⁵

Site Inspection: The site investigation (SI) tests air, water, and soil at the site to determine what hazardous substances are present and whether they are being released to the environment and are a threat to human health.³⁶

Information about the site that is collected in the PA/SI phase helps EPA to evaluate the risks posed by the site using its Hazard Ranking System (HRS).³⁷

Hazardous Ranking Score: The Hazard Ranking System (HRS) is the principal mechanism that the EPA uses to place uncontrolled waste sites on the National Priorities List (NPL). It is a numerically based screening system that uses information from initial, limited investigations - the preliminary assessment (PA) and the site inspection (SI) - to assess the relative potential of sites to pose a threat to human health or the environment. Sites with HRS scores of 28.5 or greater are eligible for placement on the NPL.³⁸

Removal Action: Removal responses are common at Superfund Sites when the contamination poses an immediate threat to human health and the environment. Removals are classified as either emergency, time-critical, or non-time-critical depending on the extent and type of contamination.³⁹

Remedial Investigation: The remedial investigation (RI) serves as the mechanism for collecting data to characterize site conditions, determine the nature of the waste, assess risk to human health and the environment, and conduct treatability testing to evaluate the potential performance and cost of the treatment technologies that are being considered.⁴⁰

Feasibility Study: The feasibility study (FS) is the mechanism for the development, screening, and detailed evaluation of alternative remedial actions.⁴¹

Record of Decision: The ROD explains which cleanup alternatives will be used at NPL sites. It contains information on site history, site description, site characteristics, community participation, enforcement activities, past and present activities, contaminated media, the contaminants present, description of the response actions to be taken, and the remedy selected for cleanup. The development of the ROD also includes consideration of how the site could be used in the future.⁴²

Remedial Design: Remedial design (RD) is the phase in Superfund site cleanup where the technical specifications for cleanup remedies and technologies are designed.⁴³

Remedial Action: Remedial action (RA) follows the remedial design phase. It involves the actual construction or implementation phase of Superfund site cleanup. The RD/RA is based on the specifications described in the Record of Decision.⁴⁴

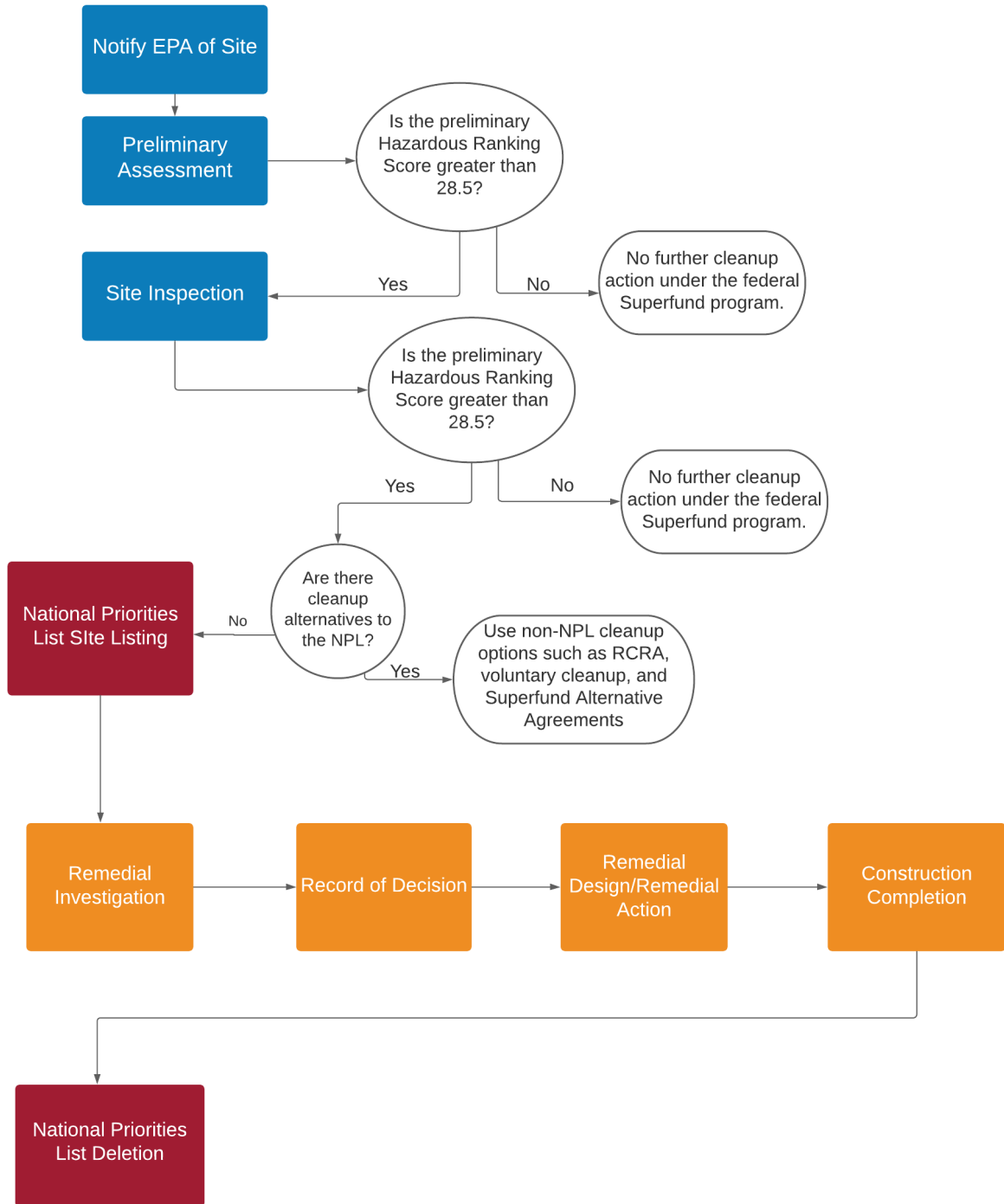
Construction Completion: This milestone indicates all physical construction required for the cleanup of the entire site has been completed (even though final cleanup levels may not have been achieved). For example, a groundwater treatment system has been constructed though it may need to operate for a number of years in order for all contaminants to be removed from the groundwater.⁴⁵

Partial Deletion: Sites, or portions of sites, that meet the standard provided in the National Oil and Hazardous Substances Pollution Contingency Plan (NCP), i.e., no further response is appropriate, may be the subject of entire or partial deletion.⁴⁶ Such portion may be a defined geographic unit of the site, perhaps as small as a residential unit, or may be a specific medium at the site, e.g., groundwater, depending on the nature or extent of the release(s).⁴⁷

National Priorities List Deletion: EPA may delete a final NPL site if it determines that no further response is required to protect human health or the environment. Sites that have been deleted from the NPL remain eligible for further Superfund-financed remedial action in the unlikely event that conditions in the future warrant such action.⁴⁸

Superfund Cleanup Process

FIGURE 4: STEPS FOR A SUPERFUND NPL SITE FROM IDENTIFICATION TO DELETION



The cleanup of a Superfund site can take a decade or more.⁴⁹ Anyone -- citizens, state agencies, and EPA regional offices -- can bring the EPA's attention to a site.⁵⁰ Next, the EPA conducts a preliminary assessment and site inspection to evaluate the threat level of the site.⁵¹ During the preliminary assessment, the EPA investigates any available background information on the site, and if it continues to warrant further investigation, the EPA will do a site inspection to test the water, soil, and air for contamination.^{52,53} The sites that pose the most danger to human health are placed on the National Priorities List.⁵⁴

During the preliminary assessment and site inspection, the EPA also determines what type of cleanup action is necessary at the site or if no cleanup is necessary. The two types of cleanup at a Superfund toxic waste site are removal and remedial action.⁵⁵ Removal actions are usually short-term cleanup actions which involve the removal of contaminants that pose a present danger to human health.⁵⁶ Removal actions might include removing hazardous substances from a site, fencing the area to limit human access, providing an alternative water supply to local residents, or relocating residents.⁵⁷ Remedial actions are typically long-term cleanup actions aimed at permanently and significantly reducing contamination. The most hazardous sites that require long-term clean up action are referred to the National Priorities List.⁵⁸ The first step for a site on the National Priorities List is to

conduct a remedial investigation and feasibility study, which evaluates the type and extent of contamination, cost of cleanup, and technologies that may be used. All information collected about the site is then used to inform the Record of Decision (ROD).⁵⁹ The Record of Decision describes the history and characteristics of the site, details of the type and extent of the contamination, and the plan for cleaning it up.⁶⁰

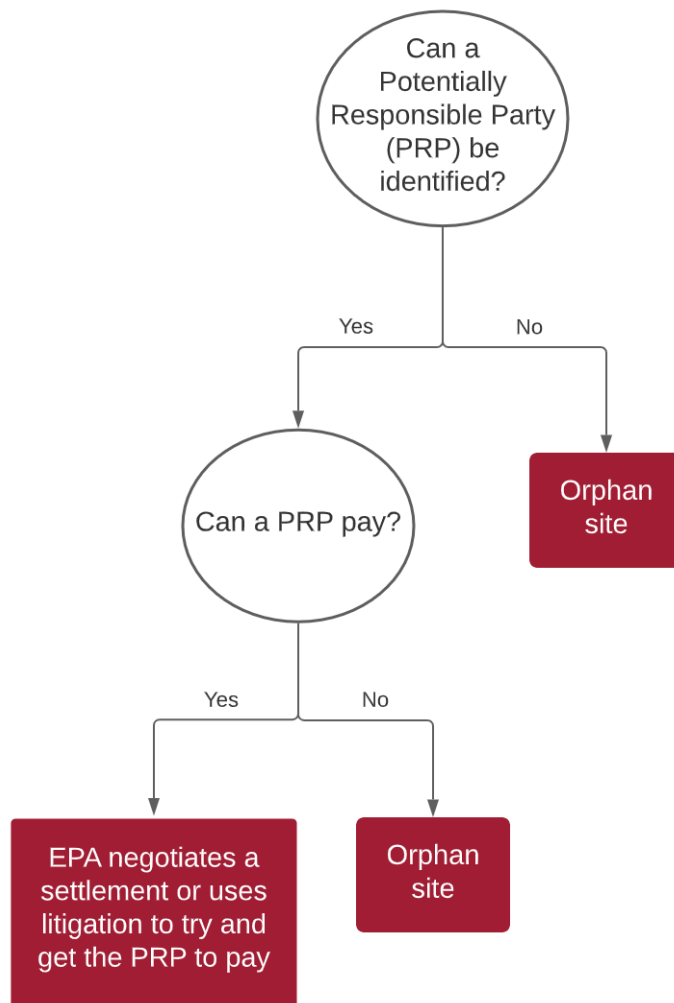
Following the Record of Decision, the design of the cleanup and implementing the cleanup plan occur in the Remedial Design and Remedial Action stage.⁶¹ Once the physical work to complete the cleanup plan is complete, the site reaches the Construction Completed milestone.⁶² Once construction is complete, however, contaminants may still remain on-site, as the remedy continues to operate. For example, it may take many years after a groundwater treatment begins for all the contaminated groundwater to be treated, even though the construction of the treatment operation is complete. Or, the construction plan may need to be revised based on later investigations of the extent of the contamination and effectiveness of the remediation plan. Once construction is complete, additional monitoring may continue during the Post-Construction Completion phase in order to ensure that the remedy selected continues to be effective.⁶³ The final step is NPL Deletion, which occurs when the EPA is certain that all cleanup actions are complete and all cleanup goals have been achieved.⁶⁴

How the Superfund Toxic Waste Cleanup Program is Funded

There are two ways that the cleanup of a Superfund toxic waste site is funded. The first is when a Potentially Responsible Party (PRP) of a site is identified and can pay for the cleanup.⁶⁵ A Potentially Responsible Party can be any individual, organization, or company, which contributed in any way

to the contamination at the site.⁶⁶ The EPA aims to have PRPs pay for or conduct the cleanup of the site and will try to negotiate a cleanup agreement with the PRP to clean up the site.⁶⁷ Alternatively, the EPA may pay to clean up a site and then try to have the PRP pay back the cost.⁶⁸

FIGURE 5: SUPERFUND TOXIC WASTE PROGRAM FUNDING



At facilities that are owned or operated by a federal entity, such as a department or agency of the United States, the cleanup is paid for by the federal department or agency responsible, and not the Superfund Trust.⁶⁹ As of December 2020, federal Superfund sites make up approximately 12% of National Priorities List sites.⁷⁰

When a PRP cannot be identified or cannot afford the cleanup, the EPA pays for the cleanup from the Superfund Trust.⁷¹ When the Superfund program was established, the Trust was funded

by a tax on the chemical and oil industries. That tax expired in 1995, and shortly after the Trust reached its peak of \$4.7 billion at the start of FY 1997, it began declining.⁷² Now, the Trust is primarily funded through taxpayer dollars.⁷³

Since 1999, federal appropriations have decreased from approximately \$2.3 billion to less than \$1.2 billion.⁷⁴ In FY 2020, the federal government appropriated \$1,184,755,000 to the Superfund program.⁷⁵

I IMPORTANCE OF CLEANING UP SUPERFUND SITES

Human Health and Safety

Exposure to chemicals at Superfund toxic waste sites is linked to an increased risk of cancer; respiratory and heart disease; stunted development in children; and many other medical problems.⁷⁶ People living in areas with a higher number of Superfund sites have been found to have higher incidences of cancer than those not living near Superfund sites.⁷⁷

People can be exposed to contaminants from air emissions, eating fish that have absorbed toxic substances from the contaminated sediment and water, eating food grown in contaminated soil,⁷⁸ and drinking or swimming in contaminated water.⁷⁹

Children are particularly vulnerable to developing adverse health effects in early childhood or even before they're born if their mothers are exposed to harmful contaminants from a Superfund site.⁸⁰

Environment

Even once the danger to human health from a toxic waste site is under control, damage to the environment may be

irreversible. The hazardous substances at Superfund sites can kill and cause reproductive problems in organisms, and endanger the survival of ecosystems.⁸¹

At some sites, no action will be taken even if there are adverse ecological effects occurring or expected to occur because cleanup at the site is suspected to cause more long-term damage to the environment.⁸² For example, if an ecosystem is fragile, removing contaminated soil may physically destroy the habitat and cause more damage than leaving the contamination in place.^{83,84}

An Urgent Problem: The Threat of Worsening Natural Disasters to Superfund Sites

Hurricanes, floods, and sea-level rise threaten to sweep toxic chemicals from Superfund sites into nearby communities,⁸⁵ and more severe hurricanes are becoming more frequent.⁸⁶

Although the total number of tropical cyclones each year has remained steady, the average intensity of tropical

cyclones is increasing, meaning that we will see the average storm become more severe in the coming years.⁸⁷ Further, climate change has led to an increase in the proportion of tropical cyclones each year that are considered higher intensity (Category 4 and Category 5),⁸⁸ which are those responsible for the “great majority of [tropical cyclone]-related damage and mortality.”⁸⁹ Hurricane Floyd (1999), Hurricane Katrina (2005), Hurricane Irene (2011), Hurricane Sandy (2012), and Hurricane Harvey (2017) have all caused flooding at Superfund sites.⁹⁰ The record-breaking 2020 hurricane season only emphasized how this threat continues to grow, with the most named-storms to ever occur in the Atlantic hurricane season.⁹¹

As our climate changes, at least 800 Superfund toxic waste sites are at risk of extreme flooding in the next 20 years,⁹² which could spread the toxic pollution

into nearby communities.⁹³ In 2019, the U.S. Government Accountability Office found that almost 40 percent of National Priorities List (NPL) sites overlap with the Federal Emergency Management Agency’s list of top flood hazard regions.⁹⁴

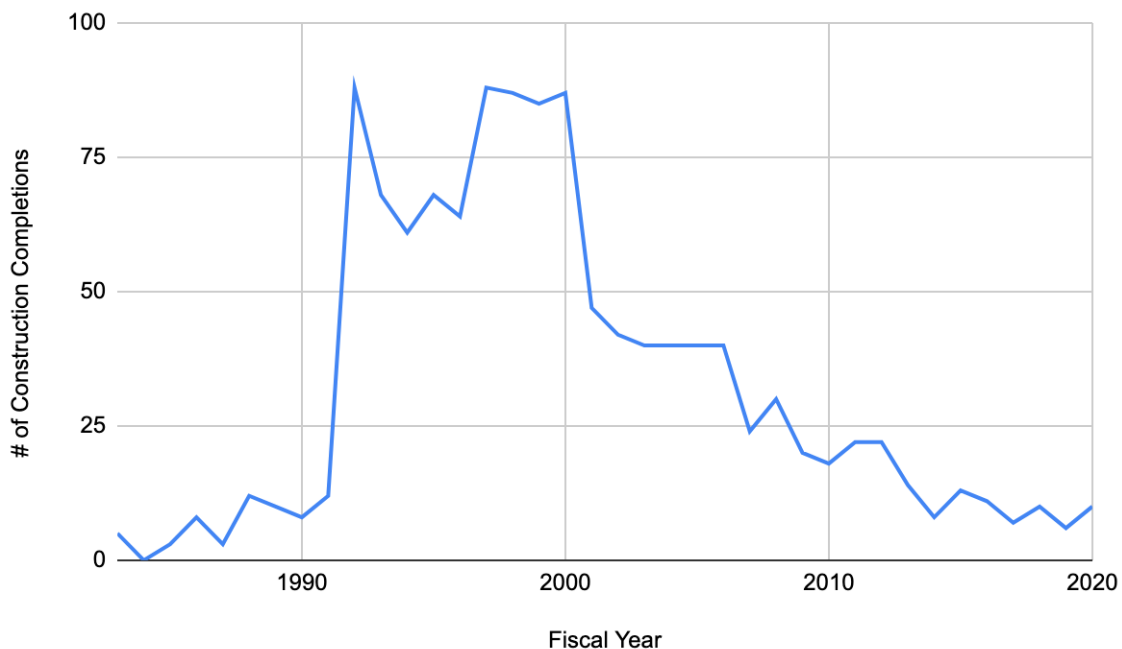
In 2017, the Trump Administration reversed an executive order issued during the previous administration, requiring risks from flooding to be taken into account when building and rebuilding infrastructure,⁹⁵ including Superfund sites, which receive federal funds.⁹⁶ We can expect this to increase the chance that we will implement a cleanup plan that fails to keep people safe from contamination, and that it will require additional funding and time when it does.

I THE SUPERFUND PROGRAM'S DECLINING BUDGET AND SUCCESS

1. In FY 2020, construction was completed at less than a third as many sites than the yearly average in the history of the Superfund program, continuing the decades-long trend of decreasing numbers of yearly Construction Completions.⁹⁷

From 1991 to 2000, when the Superfund Trust was its highest balance, an average of 71 sites saw Construction Completion each year. In 2001 through 2010, the average dropped to 34. In 2011 through 2020, that number dropped further to 12. Construction was completed at 10 sites in FY 2020. This number increased from 6 sites in FY 2019, which was the lowest number of Construction Completions since 1987.

FIGURE 6: CONSTRUCTION COMPLETIONS PER FISCAL YEAR



While NPL Deletion and Partial Deletion can largely be a matter of waiting for the site to reach cleanup goals after construction is complete,⁹⁸ which may take decades,⁹⁹ the Construction Completed milestone reflects the culmination of physical cleanup work.¹⁰⁰

The 10 sites where Construction Completion was achieved in FY 2020 are:¹⁰¹

- Jet Propulsion Laboratory (NASA), Pasadena, CA
- Spectron, Inc., Elkton, MD
- MIDCO II, Gary, IN
- PJP Landfill, Jersey City, NJ

One of these sites, the Jet Propulsion Laboratory, is a federal site,¹⁰² which means it is owned or operated by a federal government entity, and that entity pays for the cleanup.¹⁰³ Of the nine non-federal sites listed above, seven had Potentially Responsible Parties (PRPs) involved in some aspect of the cleanup, which means at least some of the cost of cleanup was done or paid for by a Potentially Responsible Party.¹⁰⁴

The decades-long trend of declining Construction Completions correlates with the decreased amount of yearly appropriations to the program. From 1999 to 2020, annual appropriations decreased by more than a billion dollars from \$2.3 billion to just under \$1.2 billion in constant 2020 dollars.^{105,106} Accordingly, the average number of yearly Construction Completions fell by

- Ashland/Northern States Power Lakefront, Ashland, WI
- Corozal Well, Corozal, PR
- Fairfax St. Wood Treaters, Jacksonville, FL
- Blackburn and Union Privileges, Walpole, MA
- Red Panther Chemical Company, Clarksdale, MS
- Coast Wood Preserving, Ukiah, CA

approximately half each decade from 1999 through 2020.¹⁰⁷

2. The total number of Partial and full Deletions from the National Priorities List exceeds the historical average (1997-2019) by nearly 10.

There were more National Priorities List Deletions in 2020 compared to the annual average over the previous twenty years.¹⁰⁸

14 Superfund toxic waste sites were deleted from the National Priorities List in the fiscal year 2020.¹⁰⁹ Aside from 2018, this is the most Superfund National Priorities List deletions to occur in a single fiscal year since 2005.¹¹⁰

The sites deleted from the National Priorities List in FY 2020 are:¹¹¹

- American Crossarm & Conduit Co., Chehalis, WA
- Annapolis Lead Mine, Annapolis, MO
- Cimarron Mining Corp., Carrizozo, NM

- Fridley Commons Park Well Field, Fridley, MN
- JASCO Chemical Corp., Mountain View, CA
- Northside Landfill, Spokane, WA
- Red Panther Chemical Company, Clarksdale, MS
- Tulsa Fuel and Manufacturing, Collinsville, OK
- Scrap Processing Co., Inc., Medford, WI
- FMC Corp. (Dublin Road Landfill), Town of Shelby, NY
- Hormigas Ground Water Plume, Caguas, PR
- Dup. County Landfill/Blackwell Forest, Warrenville, IL
- First Piedmont Corp. Rock Quarry (Route 719), Pittsylvania County, VA
- Fairfax St. Wood Treaters, Jacksonville, FL

Eight of the above 14 sites had a PRP to pay for a part of the cleanup.¹¹² The other six were paid for out of the EPA Superfund budget.

There were more Partial Deletions in FY 2020 compared to the average annual number in the years since the first site had a Partial Deletion¹¹³

The main success of the Superfund program in FY 2020 compared to previous years was the number of sites that had Partial Deletions from the National Priorities List.

In 1995, the EPA introduced Partial Deletions as a new measure to evaluate the success of the Superfund program and the first Partial Deletion occurred in

1997.^{114,115} The Partial Deletion rule allows for part of a site, whether that be a geographic section or a medium of contamination, such as groundwater, to be deleted from the NPL before the rest of the site can be deleted.¹¹⁶ Those portions of the site deleted under the Partial Deletion rule must meet all deletion criteria, which means that no further response action is necessary to clean up the site.¹¹⁷

FY 2020 and FY 2019 both saw a marked increase in the number of Partial Deletions. From FY 1997, the first year a site had a Partial Deletion, until FY 2018, there was a yearly average of 4 Partial Deletions per year.¹¹⁸ In FY 2019 and FY 2020, there were 15 and 13 Partial Deletions, respectively.¹¹⁹

Nearly half the combined total of Partial and full Deletions in FY 2020 come from Partial Deletions, whereas in previous years, Partial Deletions have been, on average, a little more than a fifth of the combined total.¹²⁰

It is important to note that NPL Deletion and Partial Deletion is a step that comes after years, and often decades, of cleanup.¹²¹ However, it can be an important step in order to redevelop the land and indicate to the community or to investors that an area is ready for use.^{122,123}

4. The declining Superfund budget has slowed down the cleanup of toxic waste sites

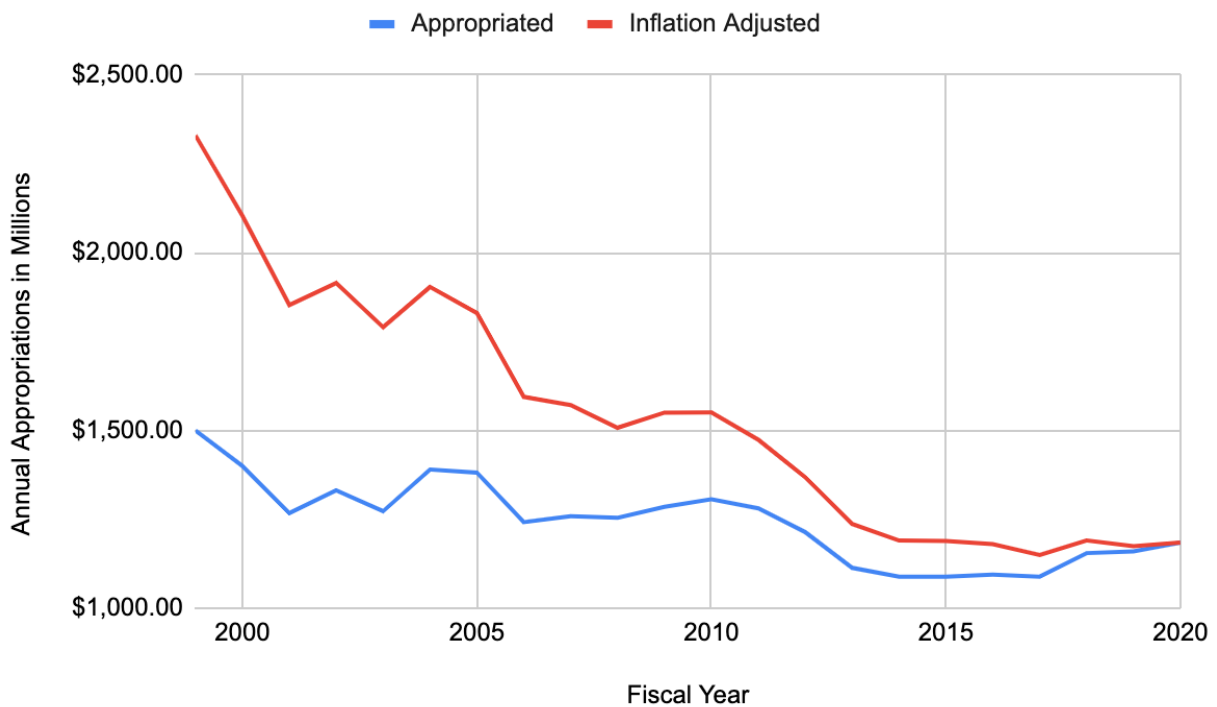
In a 2013 report, the Government Accountability Office found that from

1999 through 2013, annual federal appropriations to Superfund declined from approximately \$2.3 billion to \$1.2 billion (adjusted to 2020 dollars).¹²⁴ In 2020, the Superfund program was appropriated nearly \$1.2 billion dollars.¹²⁵

and 2013, the program’s spending on new remedial cleanup projects also declined.¹²⁶ The EPA prioritizes ongoing cleanup work, and thus, approximately one-third of new remedial action projects were delayed at non-federal Superfund sites from 1999 through 2013 due to the decline in funding.¹²⁷

As annual Superfund federal appropriations decreased between 1999

FIGURE 7: ENACTED FEDERAL APPROPRIATIONS TO THE SUPERFUND PROGRAM IN NOMINAL AND CONSTANT 2020 DOLLARS FROM 1999 THROUGH 2020*¹²⁸



*For 2020, the number is estimated enacted, because the enacted appropriation amount is not yet finalized as of this report release.

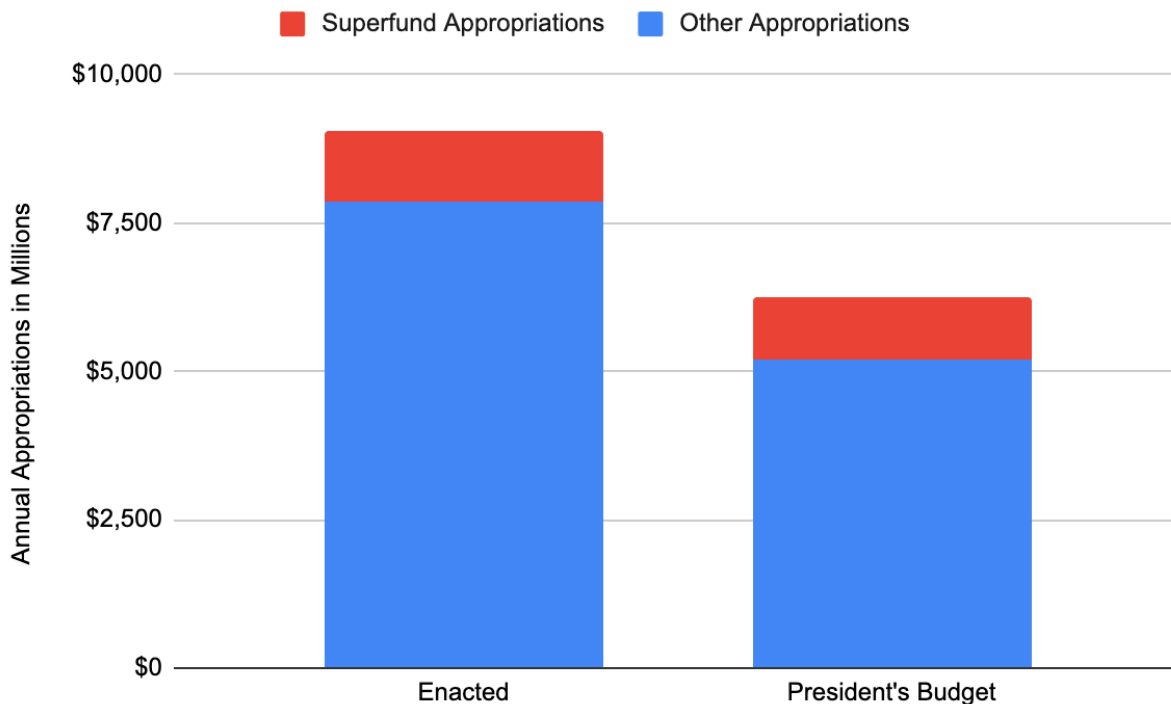
5. The federal budget proposed for FY 2020 by the President would have appropriated \$114 million less

to Superfund than in FY 2019,¹²⁹ but the enacted budget was approximately \$25 million more.¹³⁰

President Trump made Superfund a cornerstone of his Environmental Protection Agency (EPA) agenda,¹³¹ but the President's budget proposal in FY 2020 included a cut to the Environmental Protection Agency by nearly a third,¹³² which would include cutting Superfund appropriations by approximately \$114 million.¹³³ However, the estimated enacted appropriations in FY 2020 included \$207 million more to the EPA and \$25 million more to the Superfund program than in FY 2019.¹³⁴

The following graph shows the President's Budget for FY 2020 versus enacted appropriations. Under the FY 2020 President's Budget, the Superfund toxic waste program is not cut drastically compared to the entire EPA budget, but it does take up a larger percentage of the EPA's budget, which is in-line with President Trump's emphasis on revitalizing the Superfund toxic waste program.¹³⁵

FIGURE 8: PRESIDENT'S BUDGET VS ESTIMATED ENACTED SUPERFUND AND OTHER EPA APPROPRIATIONS¹³⁶



The President’s Budget for FY 2020 had Superfund receive approximately 20% of total EPA appropriations. However, the actual percentage of Superfund appropriations of the total EPA budget in FY 2020 was 13%, which is the same percent as in FY 2019.¹³⁷

6. In FY 2020, 34 construction projects did not begin because of a lack of funding¹³⁸

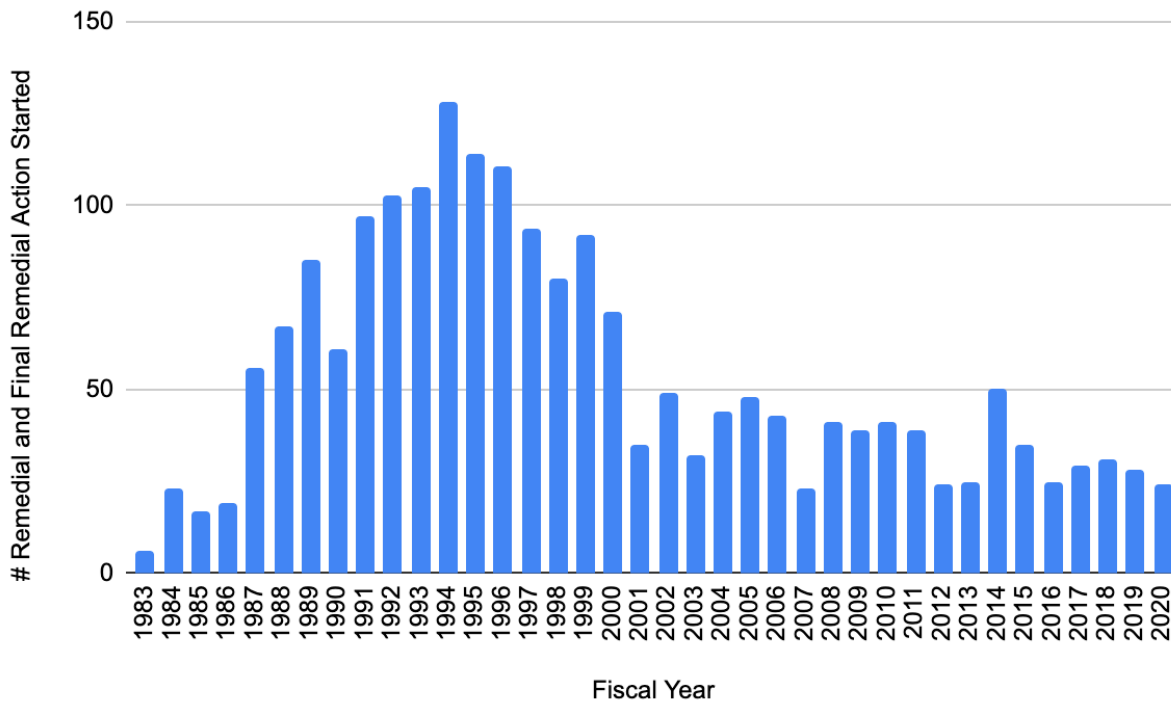
The budget shortfall has delayed construction at sites that would otherwise have been ready to be cleaned up at 34 sites,¹³⁹ which is the largest backlog of sites in 15 years.¹⁴⁰

Because the EPA prioritizes ongoing cleanup over beginning new cleanup projects,¹⁴¹ declining funds have slowed down the number of sites at which cleanup begins.¹⁴²

7. FY 2020 had less than half the number of combined Remedial and Final Remedial Actions Started than the average annual number from 1983, the first year a site was listed on the NPL, through 2019.¹⁴³

Between 1983 and 2019, there was an average of 54 Superfund toxic waste site Remedial and Final Remedial Actions that began each fiscal year. In FY 2020, there were 24.

FIGURE 9: REMEDIAL AND FINAL REMEDIAL ACTION STARTED BY FISCAL YEAR¹⁴⁴



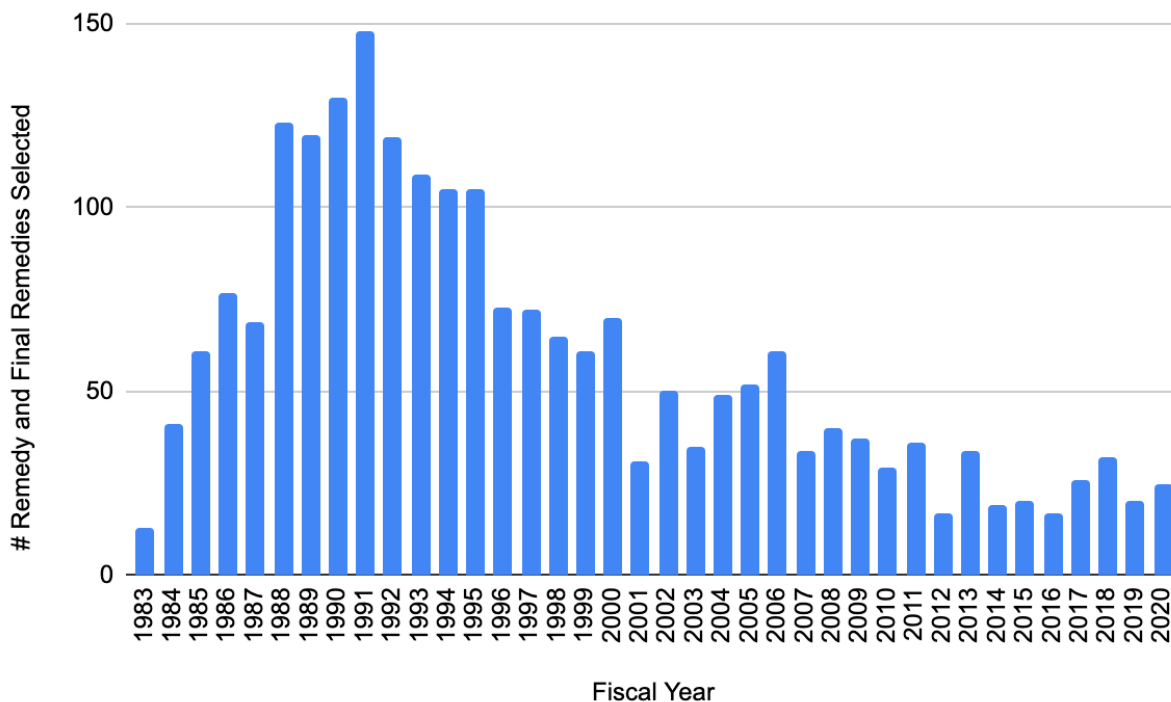
8. Less than half as many Remedy and Final Remedies were selected in FY 2020 compared to the annual average history of the Superfund program since the first site was listed on the National Priorities List through 2019.¹⁴⁵

Response actions at a toxic waste site can include short-term removal actions and long term-remedial cleanup actions.¹⁴⁶ The remedial cleanup action

begins after the remedy is designed and selected.¹⁴⁷ Sometimes, due to new information, an additional remedy will be selected and is referred to as a Final Remedy. The Final Remedy Selected is issued in the last Record of Decision given for a site, which the EPA believes will best remediate the site.¹⁴⁸

From the fiscal years 1983 through 2019, an average of 59 Remedy and Final Remedies were selected. In FY 2020, there were 25.

FIGURE 10: REMEDY AND FINAL REMEDIES SELECTED BY FISCAL YEAR



9. Human exposure is not under control at 122 sites and the EPA has insufficient data to determine if human exposure is under control at another 130 sites.¹⁴⁹

Human exposure is considered not under control at a site when the possible pathways of exposure from the contamination to a person have not been sufficiently mitigated such that a person could become exposed to one or more of the contaminants at the site.¹⁵⁰

Some examples of efforts by the EPA to get human exposure under control are installing a fence around the site and warning signs around contaminated waterways to warn the public to avoid swimming or fishing in the affected areas.¹⁵¹ People should follow all EPA posted warnings and contact the Site Manager if they have further questions about possible exposure pathways from a specific Superfund toxic waste site.

10. The Administrator's Emphasis List has led to faster cleanup at the sites included on the list. The list has not led to faster cleanup overall across NPL sites.

In May 2017, the former EPA Administrator, Scott Pruitt, commissioned a Superfund Task Force to provide recommendations “for improving and expediting site cleanups and promoting redevelopment.”¹⁵² In July 2017, the task force produced a list of recommendations, including the creation of a Top Ten Administrator’s

Emphasis List of sites that need “immediate and intense attention.”¹⁵³

The first Administrator’s Emphasis List released in 2017 included 17 sites on the National Priorities List, one site under consideration to be proposed and three sites proposed to the National Priorities List.¹⁵⁴ The latest release of the Administrator’s Emphasis List in FY 2020 was August 2020, which has 14 sites listed, including proposed and listed NPL sites, as well as some sites that are not on the National Priorities List.¹⁵⁵ Nine sites on the current Administrator’s Emphasis List are sites that were on the original list.¹⁵⁶

In FY 2020, the EPA reported it would focus resources on the Administrator’s Emphasis List.¹⁵⁷ The following sites currently on the list have seen additional cleanup actions in FY 2020:

- Two sites on the Administrator’s List in 2020 and on the original Administrator’s Emphasis List received Partial Deletions: U.S.S. Smelter and Lead site and the Silver Bow Creek/Butte Area site.¹⁵⁸
- The Federal District Court of Montana approved a consent decree to secure more than \$150 million in cleanup actions for the Silver Bow Creek/Butte Area site from Atlantic Richfield Company.¹⁵⁹
- The Orange County North Basin site was finalized on the National Priorities List.¹⁶⁰

- The EPA approved Potentially Responsible Parties (PRPs) to begin further investigation of the Olin Chemical site.¹⁶¹

None of the sites at which construction was completed in FY 2020 have been or are currently on the Administrator's Emphasis List.¹⁶² This may reflect the choice of sites to include on the

Emphasis List as those requiring dedicated, long-term action to reach the point of Construction Completed.

While the Administrator's Emphasis List is a useful tool for directing resources to specific sites, it does not address the larger lack of resources that slows down the cleanup of toxic waste sites.

I CONCLUSION AND RECOMMENDATIONS

The Superfund toxic waste cleanup program protects the health and safety of our communities.¹⁶³

The declining Superfund toxic waste program budget over the past 20 years has decreased the EPA's ability to clean up toxic waste sites, which is reflected in the budget and success of the program in 2020.

Recommendations for Congress

Congress needs to take action to support the Superfund toxic waste cleanup program, including the following:

A Polluter Pays Tax should be reinstated to fund the Superfund.

The EPA Superfund toxic waste program's limited financial resources slow down cleanup and make the process more costly as the EPA attempts to spread limited resources across more than 1,300 toxic waste sites.¹⁶⁴ In order to protect human health and safety, the Superfund toxic waste program needs additional funding, which should come from the polluting industries responsible for the contamination, not the public.

Recommendations for the EPA

The EPA needs to take action to better prepare for natural disasters hindering cleanup efforts:

The risk of toxic waste spreading from a Superfund site due to climate-induced natural disasters and sea-level rise should be taken into account when designing the cleanup plan for a site.

In October 2019, the Government Accountability Office (GAO) came out with a report urging the EPA, and specifically the Superfund program, to take additional actions to manage the risk from climate change.¹⁶⁵ They found that 945 Superfund toxic waste sites are in areas that may be impacted by climate change effects such as wildfires, flooding, hurricanes, and sea-level rise.¹⁶⁶ In the GAO report, they recommended that the EPA "clarify how its actions to manage risks at nonfederal NPL sites from potential impacts of climate change align with current goals and objectives." However, the 2018-2022 EPA Strategic Plan included no mention of climate change. The EPA's lack of clarification on the necessity to manage risks from climate change in accordance with its goals of a cleaner, healthier environment fails to

“ensure that officials consistently integrate climate change information into site-level risk assessments and risk response decisions.” The EPA’s Strategic Plan must be revised to include the importance of considering the threat of contamination spilling from a toxic waste site due to the effects of climate change.

Recommendations for local & state governments

Local and state governments need to take action to protect the health and safety of the communities they serve:

States and local governments should work closely with the EPA to ensure people are aware of the Superfund sites in their communities.

States and local governments have a responsibility to raise public awareness about the threats of toxic waste sites by utilizing state and local government resources.

Recommendations for individuals

Individuals need to take action to protect their own health and safety:

Individuals should find out if they live near a Superfund toxic waste site.

53 million Americans live within 3 miles of a toxic waste site proposed or designated for cleanup under the Superfund program and many don’t know it.¹⁶⁷ The chemicals at Superfund toxic waste sites can increase the risk of cancer, respiratory and heart problems, and other serious illnesses. The EPA may issue warnings to not swim or fish in areas near a Superfund toxic waste site due to possible contamination, and individuals should adhere to all warnings.

Find out if you live near a Superfund toxic waste site here:

<https://www.epa.gov/superfund/search-superfund-sites-where-you-live>

I METHODOLOGY

Definitions

See section 3: Introduction, subsection 1: Definitions, p. 8.

Measuring Success of the Superfund Toxic Waste Cleanup Program

The EPA Superfund toxic waste cleanup program utilizes a variety of different measurements to evaluate its success in a given year. The EPA reports on the number of National Priorities List (NPL) site Deletions, Partial Deletions, Construction Completions, sites Proposed to the NPL, and sites added to the NPL each fiscal year.¹⁶⁸

The EPA does not publish data for the annual number of Initial Assessment Completed, Remedy and Final Remedy Selected, or Remedial and Final Remedial Action Started actions. The EPA releases total "Remedial Action Project Completions" which includes multiple cleanup actions, but only up to fiscal year 2018 right now and not by Site Milestone.¹⁶⁹ The dates of each of the above Site Milestones are available on the webpage for each individual site under Cleanup Progress. This report used the Scrape Storm web scraper to extract that information for each individual site.

The sites scraped included Proposed, Listed, Deleted, and Superfund Alternative Approach sites in order to get the most complete picture of cleanup actions completed by the EPA toxic waste cleanup program each fiscal year. Superfund Alternative Approach sites are still managed under the Superfund program, though they are not included on the National Priorities List. Once the EPA determines that a site qualifies for inclusion on the NPL, a potentially responsible party may negotiate to clean up the site but not have it listed on the NPL.¹⁷⁰

The web scraper was not able to scrape seven of these sites.¹⁷¹ These sites did not have a Cleanup Progress section and are not included in the number of Remedy and Final Remedy Selected, or Remedial and Final Remedial Action Started in this report. These sites report a variety of different cleanup metrics that are not consistent with how cleanup is measured at other sites reviewed, and are therefore not included in order to maintain consistency in how the data is collected and reported.

Not every site reports on all of the same measures under the Cleanup Progress section of the site's webpage. For

example, some sites only have Final Remedy Selected and not a date included for Remedy Selected, which is why this report uses the combined number of Remedy and Final Remedy selected for each year and the same for Remedial and Final Remedial Action Started.

Potentially Responsible Parties and Orphan Sites

The funding to clean up a Superfund toxic waste site can come from a potentially responsible party (PRP), state and federal funds, or a combination of federal, state, and PRP funding.

Orphan sites are Superfund toxic waste sites where a PRP cannot be identified or cannot afford the cleanup.¹⁷² In these cases, funding for the cleanup comes from the EPA Superfund budget, which is primarily funded by appropriations from the general revenue fund.¹⁷³ In addition, states must pay 10% of the cost of cleanup at sites paid for by the federal Superfund program.¹⁷⁴

Orphan sites in this report adhere to the definition provided by the EPA, which are all those in which no PRP was able to fund the cleanup. The EPA does not aggregate the number of orphan sites and the number of sites with viable PRPs, nor does it uniformly state this information on the background webpage for each Superfund site. Therefore, we defined orphan sites as ones that had no PRP conduct any cleanup action.

Calculating Yearly Federal Appropriations

This report looks at the success of the EPA Superfund toxic waste cleanup program in the fiscal year 2020. We use the fiscal year, because it determines the program's budget, and the size of the budget has a significant impact on the success of the program year-to-year. The 2020 fiscal year ran from October 1, 2019 through September 30, 2020.¹⁷⁵

To determine yearly federal appropriations, we relied on the EPA's annual Budget in Brief report. Each year, the President releases their budget proposal to Congress, which outlines how much they would like to appropriate to each agency.¹⁷⁶ The EPA's annual Budget in Brief report outlines how much the President has suggested to spend on each of the EPA's programs, including the Superfund program.¹⁷⁷ Ultimately, the amount the EPA is appropriated and the amount of those appropriations that go to the Superfund program depend on Congressional budget decisions for the fiscal year.¹⁷⁸ Then the following year, the EPA Budget in Brief includes the amount estimated to have been enacted in the previous fiscal year and the final amount enacted in the year before that.

In this report, we specifically used the Summary of Agency Resources by Appropriation section of the Budget in Brief report. A portion of the funds appropriated each year to the Superfund program are funds that are ultimately transferred to the Office of

the Inspector General and the Office of Science & Technology to do work for the Superfund program. The total amount appropriated to the Superfund program each year used in this report is the amount of money appropriated to the Superfund program before the transfers to the Office of Inspector General and the Office of Science and Technology. The Office of Inspector General provides audit, evaluation, and

investigative services for the Superfund program and the Office of Science and Technology conducts research and development activities for the Superfund program.¹⁷⁹ For years 1999 and 2000, there was no Summary of Agency Resources by Appropriation section in the Budget in Brief report. Instead the Trust Fund appendix was used for the number appropriated to the Superfund budget in those two years.

I APPENDIX: Superfund National Priorities List Toxic Waste Sites by State

ALASKA

Number of sites: 6

Alaska has the 46th most Superfund toxic waste sites in the country and the same number of Superfund toxic waste sites as one other U.S. state, territory, and Washington D.C.

Number of sites with human exposure under control: 3

Sites with insufficient data: 3

Sites with human exposure not under control: 0

Number of sites with groundwater migration under control: 3

Sites with insufficient data: 3

Sites with groundwater migration not under control: 0

Table of National Priorities List sites in Alaska:

Site Name	City	Human Exposure Under Control	Groundwater Migration Under Control	Cleanup Complete	Site-wide Ready for Anticipated Use
Adak Naval Air Station	Adak	Yes	Yes	No	No
Eielson Air Force Base	Fairbanks	Yes	Insufficient Data	Yes	No
Elmendorf Air Force Base	Anchorage	Insufficient Data	Insufficient Data	No	No
Fort Richardson (USArmy)	Anchorage	Insufficient Data	Yes	Yes	No
Fort Wainwright	Fort Wainwright	Insufficient Data	Insufficient Data	Yes	No
Salt Chuck Mine	Thorne Bay	Yes	Yes	No	No

ALABAMA

Number of sites: 12

Alabama has the 38th most Superfund toxic waste sites in the country and the same number of toxic waste sites as four other U.S. states, territories, and Washington D.C.

Number of sites with human exposure under control: 11

Sites with insufficient data: 1

Sites with human exposure not under control: 0

Number of sites with groundwater migration under control: 10

Sites with insufficient data: 0

Sites with groundwater migration not under control: 1

Sites that are not groundwater sites: 1

Table of National Priorities List sites in Alabama:

Site Name	City	Human Exposure Under Control	Groundwater Migration Under Control	Cleanup Complete	Site-wide Ready for Anticipated Use
Alabama Army Ammunition Plant	Childersburg	Insufficient Data	Yes	No	No
Alabama Plating Company, Inc.	Vincent	Yes	Yes	Yes	Yes
American Brass Inc.	Headland	Yes	Yes	Yes	Yes
Anniston Army Depot (Southeast Industrial Area)	Anniston	Yes	Yes	No	No
Ciba-Geigy Corp. (Mcintosh Plant)	Mcintosh	Yes	Yes	Yes	Yes
Interstate Lead Co. (Ilco)	Leeds	Yes	Yes	Yes	No
Olin Corp. (Mcintosh Plant)	Mcintosh	Yes	Yes	No	No
Stauffer	Bucks	Yes	Yes	No	No

Chemical Co. (Cold Creek Plant)					
Stauffer Chemical Co. (Lemoyne Plant)	Axis	Yes	Yes	No	No
T.H. Agriculture & Nutrition Co. (Montgomery Plant)	Montgomery	Yes	Yes	Yes	Yes
Triana/Tennessee River	Limestone/Morgan	Yes	Not a Groundwater Site	Yes	No
USArmy/NASA Redstone Arsenal	Huntsville	Yes	No	No	No

AMERICAN SAMOA

Number of sites: 0

ARKANSAS

Number of sites: 9

Arkansas has the 42nd most Superfund toxic waste sites in the country and the same number of Superfund toxic waste sites as one other U.S. state, territory, and Washington D.C.

Number of sites with human exposure under control: 8

Sites with insufficient data: 1

Sites with human exposure not under control: 0

Number of sites with groundwater migration under control: 7

Sites with insufficient data: 2

Sites with groundwater migration not under control: 0

Table of National Priorities List sites in Arkansas:

Site Name	City	Human Exposure Under Control	Groundwater Migration Under Control	Cleanup Complete	Site-wide Ready for Anticipated Use
Arkwood, Inc.	Omaha	Yes	Yes	Yes	Yes
Cedar Chemical Corporation	West Helena	Insufficient Data	Insufficient Data	No	No
Macmillan Ring Free Oil	Norphlet	Yes	Insufficient Data	No	No
Mid-south Wood Products	Mena	Yes	Yes	Yes	Yes
Midland Products	Ola/Birta	Yes	Yes	Yes	Yes
Mountain Pine Pressure Treating	Plainview	Yes	Yes	Yes	Yes
Ouachita Nevada Wood Treater	Reader	Yes	Yes	Yes	No
Popile, Inc.	El Dorado	Yes	Yes	Yes	Yes
Vertac, Inc.	Jacksonville	Yes	Yes	Yes	No

ARIZONA

Number of sites: 9

Arizona has the 42nd most Superfund toxic waste sites in the country and the same number of Superfund toxic waste sites as one other U.S. state, territory, and Washington D.C.

Number of sites with human exposure under control: 7

Sites with insufficient data: 1

Sites with human exposure not under control: 1

Number of sites with groundwater migration under control: 5

Sites with insufficient data: 0

Sites with groundwater migration not under control: 4

Table of National Priorities List sites in Arizona:

Site Name	City	Human Exposure Under Control	Groundwater Migration Under Control	Cleanup Complete	Site-wide Ready for Anticipated Use
Apache Powder Co.	Saint David	Yes	Yes	Yes	Yes
Hassayampa Landfill	Arlington	Yes	Yes	Yes	Yes
Indian Bend Wash Area	Scottsdale	Yes	Yes	Yes	Yes
Iron King Mine - Humboldt Smelter	Dewey-humboldt	No	Yes	No	No
Motorola, Inc. (52nd Street Plant)	Phoenix	Insufficient Data	No	No	No
Phoenix-goodyear Airport Area	Goodyear	Yes	No	No	No
Tucson International Airport Area	Tucson	Yes	No	No	No
Williams Air Force Base	Chandler	Yes	No	No	No
Yuma Marine Corps Air Station	Yuma	Yes	Yes	Yes	Yes

CALIFORNIA

Number of sites: 97

California has the 2nd most Superfund toxic waste sites of any state, territory, or Washington D.C. in the country.

Number of sites with human exposure under control: 69

Sites with insufficient data: 17

Sites with human exposure not under control: 11

Number of sites with groundwater migration under control: 54

Sites with insufficient data: 10

Sites with groundwater migration not under control: 25

Sites that are not groundwater sites: 7

Sites that are not yet designated: 1

Table of National Priorities List sites in California:

Site Name	City	Human Exposure Under Control	Groundwater Migration Under Control	Cleanup Complete	Site-wide Ready Anticipated Use
Advanced Micro Devices, Inc.	Sunnyvale	No	Yes	Yes	No
Advanced Micro Devices, Inc. (Building 915)	Sunnyvale	Yes	Yes	Yes	Yes
Aerojet General Corp.	Rancho Cordova	Yes	No	No	No
Alameda Naval Air Station	Alameda	Yes	Yes	No	No
Alark Hard Chrome	Riverside	Yes	No	No	No
Amco Chemical	Oakland	Yes	No	No	No
Applied Materials	Santa Clara	Yes	Yes	Yes	Yes
Argonaut Mine	Jackson	No	Not a Groundwater Site	No	No
Atlas Asbestos Mine	Coalinga	Yes	Not a Groundwater Site	Yes	Yes
Barstow Marine Corps Logistics Base	Barstow	Yes	Yes	No	No

Beckman Instruments (Porterville Plant)	Porterville	Yes	Yes	Yes	Yes
Blue Ledge Mine	Rogue River-siskiyou Nf	Insufficient Data	Not a Groundwater Site	No	No
Brown & Bryant, Inc. (Arvin Plant)	Arvin	Yes	No	No	No
Camp Pendleton Marine Corps Base	Camp Pendleton	Yes	Yes	No	No
Casmalia Resources	Casmalia	Yes	Yes	No	No
Castle Air Force Base (6 Areas)	Merced	Yes	Yes	Yes	Yes
Coast Wood Preserving	Ukiah	Yes	Yes	Yes	Yes
Concord Naval Weapons Station	Concord	Yes	No	No	No
Cooper Drum Co.	South Gate	Yes	No	No	No
Copper Bluff Mine	Hoopa	No	Not yet designated	No	No
Crazy Horse Sanitary Landfill	Salinas	Yes	Yes	No	No
Cts Printex, Inc.	Mountain View	Yes	Yes	Yes	Yes
Del Amo	Los Angeles	Yes	No	No	No
Edwards Air Force Base	Edwards Afb	Insufficient Data	Yes	No	No
El Toro Marine Corps Air Station	El Toro	Yes	Yes	No	No
Fairchild Semiconductor Corp. (Mountain View Plant)	Mountain View	Insufficient Data	No	Yes	No
Fairchild Semiconductor Corp. (South San Jose Plant)	San Jose	Yes	Yes	Yes	Yes
Fort Ord	Marina	No	Yes	No	No
Fresno Municipal Sanitary Landfill	Fresno	Yes	No	No	No
Frontier Fertilizer	Davis	Yes	Insufficient Data	Yes	No

George Air Force Base	Victorville	Yes	Yes	No	No
Halaco Engineering Company	Oxnard	Insufficient Data	Insufficient Data	No	No
Hewlett-packard (620-640 Page Mill Road)	Palo Alto	Yes	Insufficient Data	Yes	Yes
Hunters Point Naval Shipyard	San Francisco	Yes	Yes	No	No
Industrial Waste Processing	Fresno	No	Yes	Yes	No
Intel Corp. (Mountain View Plant)	Mountain View	Insufficient Data	No	Yes	No
Intel Magnetics	Santa Clara	Yes	Yes	Yes	Yes
Intersil Inc./Siemens Components	Cupertino	Yes	Yes	Yes	No
Iron Mountain Mine	Redding	Yes	No	No	No
J.H. Baxter & Co.	Weed	Yes	Yes	Yes	Yes
Jervis B. Webb Co.	South Gate	Insufficient Data	Insufficient Data	No	No
Jet Propulsion Laboratory (Nasa)	Pasadena	Yes	Yes	Yes	Yes
Klau/Buena Vista Mine	Paso Robles	No	Insufficient Data	No	No
Koppers Co., Inc. (Oroville Plant)	Oroville	Yes	Yes	Yes	Yes
Laboratory For Energy-related Health Research/Old Campus Landfill (Usdoe)	Davis	Yes	Yes	No	No
Lava Cap Mine	Nevada City	No	Insufficient Data	No	No
Lawrence Livermore Natl Lab (Site 300) (Usdoe)	Tracy	Insufficient Data	Yes	No	No
Lawrence Livermore Natl Lab, Main Site (Usdoe)	Livermore	Insufficient Data	Yes	Yes	Yes
Leviathan Mine	Markleeville	Insufficient Data	Insufficient Data	No	No

Lorentz Barrel & Drum Co.	San Jose	Yes	Insufficient Data	Yes	Yes
March Air Force Base	Riverside	Yes	Yes	No	No
Mather Air Force Base (Ac&W Disposal Site)	Mather	Insufficient Data	Yes	Yes	Yes
Mcclellan Air Force Base (Ground Water Contamination)	Mcclellan Afb	Yes	Yes	No	No
Mccoll	Fullerton	Yes	Yes	Yes	Yes
Mccormick & Baxter Creosoting Co.	Stockton	Yes	Yes	No	No
Modesto Ground Water Contamination	Modesto	Yes	No	No	No
Moffett Field Naval Air Station	Moffett Field	Yes	No	No	No
Monolithic Memories	Sunnyvale	Yes	Yes	Yes	Yes
Montrose Chemical Corp.	Torrance	No	No	No	No
National Semiconductor Corp.	Santa Clara	Insufficient Data	Yes	Yes	No
New Idria Mercury Mine	Idria	Insufficient Data	Not a Groundwater Site	No	No
Newmark Ground Water Contamination	San Bernardino	Yes	Yes	No	No
Norton Air Force Base (Lndfil #2)	San Bernardino	Yes	Yes	Yes	Yes
Omega Chemical Corporation	Whittier	Yes	No	No	No
Operating Industries, Inc., Landfill	Monterey Park	Yes	Yes	Yes	Yes
Orange County North Basin	Orange County	Insufficient Data	No	No	No

Pacific Coast Pipeline	Fillmore	Yes	Yes	Yes	Yes
Pemaco Maywood	Maywood	Yes	Yes	Yes	Yes
Purity Oil Sales, Inc.	Malaga	Yes	Yes	Yes	No
Raytheon Corp.	Mountain View	Insufficient Data	No	Yes	No
Riverbank Army Ammunition Plant	Riverbank	Yes	Yes	Yes	Yes
Rockets, Fireworks, And Flares Site	Rialto	Yes	No	No	No
Sacramento Army Depot	Sacramento	Yes	Yes	Yes	Yes
San Fernando Valley (Area 1)	North Hollywood	Yes	No	No	No
San Fernando Valley (Area 2)	Glendale	Yes	No	No	No
San Fernando Valley (Area 4)	Los Angeles	Insufficient Data	Yes	No	No
San Gabriel Valley (Area 1)	El Monte	Insufficient Data	No	No	No
San Gabriel Valley (Area 2)	Baldwin Park	Yes	Yes	No	No
San Gabriel Valley (Area 3)	Alhambra	Yes	No	No	No
San Gabriel Valley (Area 4)	La Puente	Yes	No	No	No
Selma Pressure Treating Company	Selma	Yes	No	Yes	Yes
Sharpe Army Depot	Lathrop	Yes	Yes	Yes	Yes
South Bay Asbestos Area	Alviso	Yes	Not a Groundwater Site	Yes	Yes
Southern Avenue Industrial Area	South Gate	Insufficient Data	Insufficient Data	No	No
Spectra-physics, Inc.	Mountain View	Yes	Yes	Yes	No
Stringfellow	Mira Loma	Yes	Insufficient Data	No	No
Sulphur Bank Mercury Mine	Clearlake Oaks	No	No	No	No
Synertek, Inc. (Building 1)	Santa Clara	Yes	Yes	Yes	Yes

Teledyne Semiconductor	Mountain View	Yes	Yes	Yes	No
Tracy Defense Depot (USArmy)	Tracy	Yes	Yes	Yes	Yes
Travis Air Force Base	Travis Afb	Yes	Yes	No	No
Trw Microwave, Inc (Building 825)	Sunnyvale	No	Yes	Yes	No
United Heckathorn Co.	Richmond	No	Not a Groundwater Site	No	No
Valley Wood Preserving, Inc.	Turlock	Yes	Yes	Yes	Yes
Waste Disposal, Inc.	Santa Fe Springs	Yes	Not a Groundwater Site	Yes	Yes
Watkins-johnson Co. (Stewart Division Plant)	Scotts Valley	Yes	Yes	Yes	No
Westinghouse Electric Corp. (Sunnyvale Plant)	Sunnyvale	Yes	Yes	Yes	Yes

COLORADO

Number of sites: 20

Colorado has the 21st most Superfund toxic waste sites in the country and the same number of Superfund toxic waste sites as two other U.S. states, territories, and Washington D.C.

Number of sites with human exposure under control: 16

Sites with insufficient data: 0

Sites with human exposure not under control: 4

Number of sites with groundwater migration under control: 11

Sites with insufficient data: 6

Sites with groundwater migration not under control: 3

Table of National Priorities List sites in Colorado:

Site Name	City	Human Exposure Under Control	Groundwater Migration Under Control	Cleanup Complete	Site-wide Ready for Anticipated Use
Air Force Plant Pjks	Littleton	Yes	Yes	Yes	Yes
Bonita Peak Mining District	Unincorporated	No	No	No	No
Broderick Wood Products	Denver	Yes	Yes	Yes	Yes
California Gulch	Leadville	Yes	Yes	No	No
Captain Jack Mill	Ward	Yes	Insufficient Data	No	No
Central City, Clear Creek	Idaho Springs	No	No	No	No
Chemical Sales Co.	Denver	Yes	Yes	Yes	Yes
Colorado Smelter	Pueblo	No	Insufficient Data	No	No
Denver Radium Site	Denver	Yes	Yes	Yes	Yes
Eagle Mine	Minturn	Yes	Yes	Yes	No
Lincoln Park	Canon City	Yes	Yes	No	No
Lowry Landfill	Unincorporated Arapahoe County	Yes	Insufficient Data	Yes	Yes

Marshall Landfill	Boulder	Yes	Insufficient Data	Yes	Yes
Nelson Tunnel/Commodore Waste Rock	Creede	Yes	Insufficient Data	No	No
Rocky Flats Plant (Usdoe)	Golden	Yes	Yes	Yes	Yes
Rocky Mountain Arsenal (USArmy)	Adams County	Yes	Yes	No	No
Standard Mine	Gunnison National Forest	Yes	No	No	No
Summitville Mine	Rio Grande County	Yes	Yes	Yes	No
Uravan Uranium Project (Union Carbide Corp.)	Uravan	Yes	Yes	Yes	No
Vasquez Boulevard And I-70	Denver	No	Insufficient Data	No	No

CONNECTICUT

Number of sites: 13

Connecticut has the 33rd most Superfund toxic waste sites in the country and the same number of Superfund toxic waste sites as four other U.S. states, territories, and Washington D.C.

Number of sites with human exposure under control: 12

Sites with insufficient data: 0

Sites with human exposure not under control: 1

Number of sites with groundwater migration under control: 10

Sites with insufficient data: 2

Sites with groundwater migration not under control: 1

Table of National Priorities List sites in Connecticut:

Site Name	City	Human Exposure Under Control	Groundwater Migration Under Control	Cleanup Complete	Site-wide Ready for Anticipated Use
BARKHAMSTE D-NEW HARTFORD LANDFILL	BARKHAMSTE D	Yes	Yes	Yes	Yes
BEACON HEIGHTS LANDFILL	BEACON FALLS	Yes	Yes	Yes	Yes
DURHAM MEADOWS	DURHAM	Yes	No	No	No
GALLUP'S QUARRY	PLAINFIELD	Yes	Yes	Yes	Yes
KELLOGG-DEERING WELL FIELD	NORWALK	Yes	Yes	Yes	Yes
LAUREL PARK, INC.	NAUGATUCK BOROUGH	Yes	Yes	Yes	No
LINEMASTER SWITCH CORP.	WOODSTOCK	Yes	Insufficient Data	Yes	Yes
NEW LONDON SUBMARINE BASE	NEW LONDON	Yes	Yes	No	No

PRECISION PLATING CORP.	VERNON	Yes	Insufficient Data	No	No
RAYMARK INDUSTRIES, INC.	STRATFORD	No	Yes	No	No
SCOVILL INDUSTRIAL LANDFILL	WATERBURY	Yes	Yes	No	No
SOLVENTS RECOVERY SERVICE OF NEW ENGLAND	SOUTHINGTON	Yes	Yes	Yes	No
YAWORSKI WASTE LAGOON	CANTERBURY	Yes	Yes	Yes	Yes

DELAWARE

Number of sites: 16

Delaware has the 27th most Superfund toxic waste sites in the country and the same number of Superfund toxic waste sites as one other U.S. state, territory, and Washington D.C.

Number of sites with human exposure under control: 13

Sites with insufficient data: 3

Sites with human exposure not under control: 0

Number of sites with groundwater migration under control: 10

Sites with insufficient data: 2

Sites with groundwater migration not under control: 4

Table of National Priorities List sites in Delaware:

Site Name	City	Human Exposure Under Control	Groundwater Migration Under Control	Cleanup Complete	Site-wide Ready for Anticipated Use
Army Creek Landfill	New Castle	Yes	No	Yes	Yes
Blades Groundwater	Blades	Insufficient Data	Insufficient Data	No	No
Chem-solv, Inc.	Dover	Yes	Yes	Yes	Yes
Delaware City Pvc Plant	New Castle	Yes	Yes	Yes	No
Delaware Sand & Gravel Landfill	New Castle	Yes	No	Yes	No
Dover Air Force Base	Dover	Yes	Yes	Yes	Yes
Dover Gas Light Co.	Dover	Yes	Yes	No	No
E.I. Du Pont De Nemours & Co., Inc. (Newport Pigment Plant Landfill)	Newport	Yes	Yes	Yes	No
Halby Chemical Co.	New Castle	Yes	Yes	Yes	Yes
Harvey & Knott Drum, Inc.	Kirkwood	Yes	Yes	Yes	Yes

Hockessin Groundwater	Hockessin	Insufficient Data	No	No	No
Koppers Co., Inc. (Newport Plant)	Newport	Yes	Yes	No	No
Ncr Corp. (Millsboro Plant)	Millsboro	Yes	Yes	Yes	Yes
Newark South Ground Water Plume	Newark	Insufficient Data	Insufficient Data	No	No
Standard Chlorine Of Delaware, Inc.	New Castle	Yes	No	No	No
Tybouts Corner Landfill	New Castle	Yes	Yes	Yes	Yes

DISTRICT OF COLUMBIA

Number of sites: 1

Washington D.C. has the 53rd most Superfund toxic waste sites in the country and the same number of Superfund toxic waste sites as three other U.S. states and territories.

Number of sites with human exposure under control: 1

Sites with insufficient data: 0

Sites with human exposure not under control: 0

Number of sites with groundwater migration under control: 1

Sites with insufficient data: 0

Sites with groundwater migration not under control: 0

Sites that are not groundwater sites: 0

Table of National Priorities List sites in Washington D.C.:

Site Name	City	Human Exposure Under Control	Groundwater Migration Under Control	Cleanup Complete	Site-wide Ready for Anticipated Use
Washington Navy Yard	Washington D.C.	Yes	Yes	No	No

FLORIDA

Number of sites: 52

Florida has the 7th most Superfund toxic waste sites of any U.S. state, territory, or Washington D.C..

Number of sites with human exposure under control: 51

Sites with insufficient data: 0

Sites with human exposure not under control: 1

Number of sites with groundwater migration under control: 39

Sites with insufficient data: 5

Sites with groundwater migration not under control: 6

Sites that are not groundwater sites: 2

Table of National Priorities List sites in Florida:

Site Name	City	Human Exposure Under Control	Groundwater Migration Under Control	Cleanup Complete	Site-wide Ready for Anticipated Use
Agrico Chemical Co.	Pensacola	Yes	Yes	Yes	Yes
Airco Plating Co.	Miami	Yes	Yes	Yes	Yes
Alaric Area GW Plume	Tampa	Yes	Yes	Yes	No
American Creosote Works, Inc. (Pensacola Plant)	Pensacola	No	Yes	No	No
Anodyne, Inc.	North Miami Beach	Yes	No	No	No
Arkla Terra Property	Thonotosassa	Yes	Insufficient Data	No	No
Cabot/Koppers	Gainesville	Yes	Yes	No	No
Chevron Chemical Co. (Ortho Division)	Orlando	Yes	Yes	Yes	No

City Industries, Inc.	Orlando	Yes	Yes	Yes	Yes
Continental Cleaners	Miami	Yes	Yes	No	No
Escambia Wood - Pensacola	Pensacola	Yes	No	No	No
Flash Cleaners	Pompano Beach	Yes	No	Yes	Yes
Florida Petroleum Reprocessors	Fort Lauderdale	Yes	Yes	Yes	Yes
Florida Steel Corp.	Indiantown	Yes	Yes	Yes	Yes
General Dynamics Longwood	Longwood	Yes	Insufficient Data	No	No
Harris Corp. (Palm Bay Plant)	Palm Bay	Yes	Yes	Yes	Yes
Helena Chemical Co. (Tampa Plant)	Tampa	Yes	Yes	No	No
Hollingsworth Solderless Terminal	Fort Lauderdale	Yes	Yes	Yes	Yes
Homestead Air Force Base	Homestead Air Force Base	Yes	Yes	Yes	No
Jacksonville Naval Air Station	Jacksonville	Yes	Yes	No	No
Jj Seifert Machine	Ruskin	Yes	Yes	Yes	No
Kerr-McGee Chemical Corp - Jacksonville	Jacksonville	Yes	No	No	No
Landia Chemical Company	Lakeland	Yes	Yes	No	No

Madison County Sanitary Landfill	Madison	Yes	Yes	Yes	No
Miami Drum Services	Miami	Yes	Yes	Yes	Yes
Mri Corp (Tampa)	Tampa	Yes	Yes	Yes	No
Peak Oil Co./Bay Drum Co.	Tampa	Yes	Yes	Yes	Yes
Pensacola Naval Air Station	Pensacola	Yes	Yes	No	No
Pepper Steel & Alloys, Inc.	Medley	Yes	Not a Groundwater Site	Yes	Yes
Petroleum Products Corp.	Pembroke Park	Yes	Yes	No	No
Pickettville Road Landfill	Jacksonville	Yes	Yes	Yes	Yes
Piper Aircraft Corp./Vero Beach Water & Sewer Department	Vero Beach	Yes	Yes	Yes	Yes
Post And Lumber Preserving Co Inc	Quincy	Yes	Insufficient Data	No	No
Raleigh Street Dump	Tampa	Yes	Yes	Yes	Yes
Reeves Southeastern Galvanizing Corp.	Tampa	Yes	Insufficient Data	Yes	Yes
Sanford Dry Cleaners	Sanford	Yes	Yes	Yes	No
Sapp Battery Salvage	Cottondale	Yes	Yes	Yes	No
Sherwood	Deland	Yes	Yes	Yes	Yes

Medical Industries					
Solitron Microwave	Stuart	Yes	Yes	Yes	Yes
Southern Solvents, Inc.	Tampa	Yes	No	No	No
Stauffer Chemical Co (Tampa)	Tampa	Yes	Yes	Yes	Yes
Stauffer Chemical Co. (Tarpon Springs)	Tarpon Springs	Yes	Yes	No	No
Sydney Mine Sludge Ponds	Brandon	Yes	Yes	Yes	Yes
Taylor Road Landfill	Seffner	Yes	Yes	Yes	Yes
Tower Chemical Co.	Clermont	Yes	No	No	No
Trans Circuits, Inc.	Lake Park	Yes	Yes	Yes	Yes
Tyndall Air Force Base	Panama City	Yes	Insufficient Data	No	No
United Metals, Inc.	Marianna	Yes	Yes	Yes	Yes
USN Air Station Cecil Field	Jacksonville	Yes	Yes	Yes	Yes
Whiting Field Naval Air Station	Milton	Yes	Yes	No	No
Wingate Road Municipal Incinerator Dump	Fort Lauderdale	Yes	Not a Groundwater Site	Yes	Yes
Zellwood Ground Water Contamination	Zellwood	Yes	Yes	Yes	No

GEORGIA

Number of sites: 16

Georgia has the 27th most Superfund toxic waste sites in the country and the same number of Superfund toxic waste sites as one other U.S. state, territory, and Washington D.C.

Number of sites with human exposure under control: 13

Sites with insufficient data: 1

Sites with human exposure not under control: 2

Number of sites with groundwater migration under control: 9

Sites with insufficient data: 4

Sites with groundwater migration not under control: 3

Table of National Priorities List sites in Georgia:

Site Name	City	Human Exposure Under Control	Groundwater Migration Under Control	Cleanup Complete	Site-wide Ready for Anticipated Use
Alternate Energy Resources Inc	Augusta	Yes	Yes	Yes	No
Armstrong World Industries	Macon	No	Insufficient Data	No	No
Brunswick Wood Preserving	Brunswick	Yes	No	Yes	No
Camilla Wood Preserving Company	Camilla	Yes	No	Yes	Yes
Diamond Shamrock Corp. Landfill	Cedartown	Yes	Yes	Yes	Yes
Firestone Tire & Rubber Co. (Albany Plant)	Albany	Yes	Yes	Yes	Yes
Hercules 009 Landfill	Brunswick	Yes	Yes	Yes	Yes
Lcp Chemicals Georgia	Brunswick	No	No	No	No
Macon Naval	Macon	Insufficient	Insufficient	No	No

Ordnance Plant		Data	Data		
Marine Corps Logistics Base	Albany	Yes	Yes	Yes	No
Marzone Inc./Chevron Chemical Co.	Tifton	Yes	Insufficient Data	No	No
Mathis Brothers Landfill (South Marble Top Road)	Kensington	Yes	Yes	Yes	No
Peach Orchard Rd PCE Groundwater Plume Site	Augusta	Yes	Yes	Yes	No
Robins Air Force Base (Landfill #4/Sludge Lagoon)	Houston County	Yes	Yes	Yes	Yes
T.H. Agriculture & Nutrition Co. (Albany Plant)	Albany	Yes	Yes	No	No
Woolfolk Chemical Works, Inc.	Fort Valley	Yes	Insufficient Data	No	No

GUAM

Number of sites: 2

Guam has the 49th most Superfund toxic waste sites in the country and the same number of Superfund toxic waste sites as one other state, territory, and Washington D.C.

Number of sites with human exposure under control: 2

Sites with insufficient data: 0

Sites with human exposure not under control: 0

Number of sites with groundwater migration under control: 2

Sites with insufficient data: 0

Sites with groundwater migration not under control: 0

Table of National Priorities List sites in Guam:

Site Name	City	Human Exposure Under Control	Groundwater Migration Under Control	Cleanup Complete	Site-wide Ready for Anticipated Use
Andersen Air Force Base	Yigo	Yes	Yes	No	No
Ordot Landfill	Agana	Yes	Yes	Yes	Yes

HAWAII

Number of sites: 3

Hawaii has the 47th most Superfund toxic waste sites of any U.S. state, territory, and Washington D.C.

Number of sites with human exposure under control: 2

Sites with insufficient data: 0

Sites with human exposure not under control: 1

Number of sites with groundwater migration under control: 1

Sites with insufficient data: 2

Sites with groundwater migration not under control: 0

Table of National Priorities List sites in Hawaii:

Site Name	City	Human Exposure Under Control	Groundwater Migration Under Control	Cleanup Complete	Site-wide Ready for Anticipated Use
Del Monte Corp. (Oahu Plantation)	Kunia	Yes	Insufficient Data	Yes	Yes
Naval Computer And Telecommunications Area Master Station Eastern Pacific	Wahiawa	Yes	Yes	No	No
Pearl Harbor Naval Complex	Pearl Harbor	No	Insufficient Data	No	No

IOWA

Number of sites: 11

Iowa has the 39th most Superfund toxic waste sites of any state, territory, or Washington D.C.

Number of sites with human exposure under control: 11

Sites with insufficient data: 0

Sites with human exposure not under control: 0

Number of sites with groundwater migration under control: 8

Sites with insufficient data: 1

Sites with groundwater migration not under control: 2

Table of National Priorities List sites in Iowa:

Site Name	City	Human Exposure Under Control	Groundwater Migration Under Control	Cleanup Complete	Site-wide Ready for Anticipated Use
Des Moines TCE	Des Moines	Yes	Yes	Yes	Yes
Fairfield Coal Gasification Plant	Fairfield	Yes	Yes	Yes	Yes
Iowa Army Ammunition Plant	Middletown	Yes	Yes	No	No
Lawrence Todtz Farm	Camanche	Yes	No	Yes	Yes
Mason City Coal Gasification Plant	Mason City	Yes	Insufficient Data	Yes	Yes
Midwest Manufacturing/ North Farm	Kellogg	Yes	Yes	Yes	Yes
PCE Former Dry Cleaner	Atlantic	Yes	Yes	No	No
Peoples Natural Gas Co.	Dubuque	Yes	Yes	Yes	Yes
Railroad Avenue Groundwater Contamination	West Des Moines	Yes	Yes	Yes	Yes

Shaw Avenue Dump	Charles City	Yes	Yes	Yes	Yes
Vogel Paint & Wax Co.	Maurice	Yes	No	Yes	No

IDAHO

Number of sites: 6

Idaho has the 46th most Superfund toxic waste sites in the country and the same number of Superfund toxic waste sites as one other state, territory, or Washington D.C.

Number of sites with human exposure under control: 5

Sites with insufficient data: 0

Sites with human exposure not under control: 1

Number of sites with groundwater migration under control: 1

Sites with insufficient data: 2

Sites with groundwater migration not under control: 3

Table of National Priorities List sites in Idaho:

Site Name	City	Human Exposure Under Control	Groundwater Migration Under Control	Cleanup Complete	Site-wide Ready for Anticipated Use
Bunker Hill Mining & Metallurgical Complex	Smelterville	No	No	No	No
Eastern Michaud Flats Contamination	Pocatello	Yes	No	No	No
Idaho National Engineering Laboratory (Usdoe)	Idaho Falls	Yes	Yes	No	No
Kerr-McGee Chemical Corp. (Soda Springs Plant)	Soda Springs	Yes	Insufficient Data	Yes	No
Monsanto Chemical Co. (Soda Springs Plant)	Soda Springs	Yes	No	Yes	No
Mountain Home Air Force Base	Mountain Home	Yes	Insufficient Data	Yes	No

ILLINOIS

Number of sites: 45

Illinois has the 9th most Superfund toxic waste sites of any U.S. state, territory, or Washington D.C.

Number of sites with human exposure under control: 33

Sites with insufficient data: 5

Sites with human exposure not under control: 7

Number of sites with groundwater migration under control: 27

Sites with insufficient data: 13

Sites with groundwater migration not under control: 3

Sites that are not groundwater sites: 2

Table of National Priorities List sites in Illinois:

Site Name	City	Human Exposure Under Control	Groundwater Migration Under Control	Cleanup Complete	Site-wide Ready for Anticipated Use
Acme Solvent Reclaiming, Inc. (Morristown Plant)	Morristown	Yes	Yes	Yes	Yes
Adams County Quincy Landfills 2&3	Quincy	Yes	Yes	Yes	Yes
Amoco Chemicals (Joliet Landfill)	Joliet	Yes	Insufficient Data	No	No
Asarco Taylor Springs	Taylor Springs	No	Yes	No	No
Bautsch-gray Mine	Galena	No	Insufficient Data	No	No
Beloit Corp.	Rockton	Yes	Yes	Yes	No
Byron Salvage Yard	Byron	Yes	Yes	Yes	Yes
Central Illinois Public Service Co.	Taylorville	Yes	Yes	Yes	Yes
Chemetco	Hartford	Insufficient Data	Insufficient Data	No	No

Cross Brothers Pail Recycling (Pembroke)	Pembroke Township	Yes	Yes	Yes	Yes
Depue/New Jersey Zinc/Mobil Chemical Corp.	Depue	No	No	No	No
Eagle Zinc Co Div T L Diamond	Hillsboro	Yes	Insufficient Data	No	No
Estech General Chemical Company	Calumet City	Insufficient Data	Insufficient Data	No	No
Galesburg/Koppers Co.	Galesburg	Yes	Yes	Yes	Yes
H.O.D. Landfill	Antioch	Yes	Insufficient Data	Yes	No
Hegeler Zinc	Danville	Insufficient Data	Insufficient Data	No	No
Indian Refinery-texaco Lawrenceville	Lawrenceville	Yes	Yes	No	No
Interstate Pollution Control, Inc.	Rockford	Yes	Yes	Yes	No
Jennison-Wright Corporation	Granite City	Yes	Insufficient Data	Yes	No
Johns-Manville Corp.	Waukegan	Yes	Insufficient Data	Yes	No
Joliet Army Ammunition Plant (Load-assembly-packing Area)	Joliet	Yes	Yes	Yes	Yes
Joliet Army Ammunition Plant (Manufacturing Area)	Joliet	Yes	Yes	Yes	Yes
Kerr-Mcgee (Kress Creek/West	Dupage County	Yes	Not a Groundwater Site	Yes	Yes

Branch Of Dupage River)					
Kerr-Mcgee (Residential Areas)	West Chicago	Yes	Not a Groundwater Site	Yes	Yes
Lake Calumet Cluster	Chicago	Yes	Insufficient Data	No	No
Lasalle Electric Utilities	La Salle	Yes	Yes	Yes	No
Lenz Oil Service, Inc.	Lemont	Yes	Yes	Yes	Yes
Matthiessen And Hegeler Zinc Company	La Salle	No	Yes	No	No
Mig/Dewane Landfill	Belvidere	Yes	Yes	Yes	Yes
NI Industries/Tara corp Lead Smelter	Granite City	Yes	Yes	Yes	No
Old American Zinc Plant	Fairmont City	No	Yes	No	No
Ottawa Radiation Areas	Ottawa	No	Yes	No	No
Outboard Marine Corp.	Waukegan	Insufficient Data	No	Yes	No
Pagel's Pit	Rockford	Yes	Yes	Yes	Yes
Parsons Casket Hardware Co.	Belvidere	Yes	No	No	No
Sandoval Zinc Company	Sandoval	No	Yes	No	No
Sangamo Electric Dump/Crab Orchard National Wildlife Refuge (Usdoi)	Carterville	Yes	Insufficient Data	No	No
Savanna Army Depot Activity	Savanna	Yes	Insufficient Data	No	No
Schroud Property	Chicago	Insufficient Data	Insufficient Data	No	No

Southeast Rockford Ground Water Contamination	Rockford	Yes	Yes	No	No
Tri-county Landfill Co./Waste Management Of Illinois, Inc.	Elgin	Yes	Yes	Yes	Yes
Velsicol Chemical Corp. (Marshall Plant)	Marshall	Yes	Yes	Yes	Yes
Wauconda Sand & Gravel	Wauconda	Yes	Yes	Yes	Yes
Woodstock Municipal Landfill	Woodstock	Yes	Yes	Yes	Yes
Yeoman Creek Landfill	Waukegan	Yes	Yes	Yes	No

INDIANA

Number of sites: 41

Indiana has the 10th most Superfund toxic waste sites of any U.S. state, territory, or Washington D.C.

Number of sites with human exposure under control: 26

Sites with insufficient data: 9

Sites with human exposure not under control: 6

Number of sites with groundwater migration under control: 25

Sites with insufficient data: 13

Sites with groundwater migration not under control: 2

Sites that are not groundwater sites: 1

Table of National Priorities List sites in Indiana:

Site Name	City	Human Exposure Under Control	Groundwater Migration Under Control	Cleanup Complete	Site-wide Ready for Anticipated Use
American Chemical Service, Inc.	Griffith	Yes	Yes	Yes	Yes
Beck's Lake	South Bend	Insufficient Data	Insufficient Data	No	No
Bennett Stone Quarry	Bloomington	Yes	Yes	Yes	Yes
Broadway Street Corridor Groundwater Contamination	Anderson	Insufficient Data	Insufficient Data	No	No
Cam-or Inc.	Westville	Yes	No	No	No
Cliff Drive Groundwater Contamination	Logansport	Insufficient Data	Insufficient Data	No	No
Conrail Rail Yard (Elkhart)	Elkhart	Yes	Yes	Yes	Yes
Continental Steel Corp.	Kokomo	Yes	Yes	Yes	Yes
Douglass Road/Uniroyal, Inc., Landfill	Mishawaka	Yes	Yes	Yes	Yes
Elm Street	Terre Haute	No	Yes	No	No

Ground Water Contamination					
Envirochem Corp.	Zionsville	Insufficient Data	No	Yes	Yes
Fisher-calo	La Porte	Insufficient Data	Yes	Yes	No
Fort Wayne Reduction Dump	Fort Wayne	Yes	Yes	Yes	Yes
Franklin Street Groundwater Contamination	Spencer	Insufficient Data	Insufficient Data	No	No
Galen Myers Dump/Drum Salvage	Osceola	Yes	Yes	Yes	Yes
Garden City Ground Water Plume	Garden City	Yes	Yes	No	No
Gary Development Landfill	Gary	Insufficient Data	Insufficient Data	No	No
Himco Dump	Elkhart	Yes	Yes	Yes	Yes
Jacobsville Neighborhood Soil Contamination	Evansville	No	Not a Groundwater Site	No	No
Keystone Corridor Ground Water Contamination	Indianapolis	No	Insufficient Data	No	No
Kokomo Contaminated Ground Water Plume	Kokomo	Insufficient Data	Insufficient Data	No	No
Lake Sandy Jo (M&M Landfill)	Gary	Yes	Yes	Yes	Yes
Lakeland Disposal Service, Inc.	Claypool	Yes	Yes	Yes	Yes
Lane Street Ground Water Contamination	Elkhart	Yes	Insufficient Data	No	No

Lemon Lane Landfill	Bloomington	Yes	Yes	Yes	Yes
Lusher Street Ground Water Contamination	Elkhart	No	Insufficient Data	No	No
Main Street Well Field	Elkhart	Yes	Yes	Yes	Yes
Marion (Bragg) Dump	Marion	Yes	Yes	Yes	Yes
Midco I	Gary	Yes	Yes	Yes	Yes
Midco li	Gary	Yes	Yes	Yes	Yes
Neal's Landfill (Bloomington)	Bloomington	Yes	Yes	Yes	Yes
Ninth Avenue Dump	Gary	Yes	Insufficient Data	Yes	No
North Shore Drive	Elkhart	Insufficient Data	Insufficient Data	No	No
Northside Sanitary Landfill, Inc	Zionsville	Yes	Yes	Yes	Yes
Pike And Mulberry Streets Pce Plume	Martinsville	No	Insufficient Data	No	No
Prestolite Battery Division	Vincennes	Yes	Yes	Yes	No
Reilly Tar & Chemical Corp. (Indianapolis Plant)	Indianapolis	Yes	Yes	Yes	Yes
Seymour Recycling Corp.	Seymour	Yes	Yes	Yes	Yes
Tippecanoe Sanitary Landfill, Inc.	Lafayette	Yes	Yes	Yes	Yes
U.S. Smelter And Lead Refinery, Inc.	East Chicago	No	Insufficient Data	No	No
Wayne Waste Oil	Columbia City	Yes	Yes	Yes	Yes

KANSAS

Number of sites: 13

Kansas has the 33rd most Superfund toxic waste sites in the country and the same number of Superfund toxic waste sites as four other U.S. states, territories, or Washington D.C.

Number of sites with human exposure under control: 9

Sites with insufficient data: 1

Sites with human exposure not under control: 3

Number of sites with groundwater migration under control: 10

Sites with insufficient data: 1

Sites with groundwater migration not under control: 1

Sites that are not a groundwater site: 1

Table of National Priorities List sites in Kansas:

Site Name	City	Human Exposure Under Control	Groundwater Migration Under Control	Cleanup Complete	Site-wide Ready for Anticipated Use
57th And North Broadway Streets Site	Wichita	Yes	Yes	Yes	Yes
Ace Services	Colby	Yes	Yes	Yes	Yes
Caney Residential Yards	Caney	No	Not a Groundwater Site	No	No
Chemical Commodities, Inc.	Olathe	Yes	Yes	Yes	Yes
Cherokee County	Galena	No	No	No	No
Doepke Disposal (Holliday)	Shawnee Mission	Yes	Yes	Yes	Yes
Former United Zinc & Associated Smelters	Iola	No	Insufficient Data	No	No
Fort Riley	Junction City	Yes	Yes	No	No
Obee Road	Hutchinson	Yes	Yes	Yes	Yes
Pester Refinery Co.	El Dorado	Yes	Yes	Yes	Yes

Plating, Inc.	Great Bend	Yes	Yes	No	No
Strother Field Industrial Park	Winfield	Insufficient Data	Yes	Yes	Yes
Wright Ground Water Contamination	Wright	Yes	Yes	Yes	No

KENTUCKY

Number of sites: 13

Kentucky has the 33rd most Superfund toxic waste sites in the country and the same number of Superfund toxic waste sites as four other U.S. states, territories, or Washington D.C.

Number of sites with human exposure under control: 12

Sites with insufficient data: 1

Sites with human exposure not under control: 0

Number of sites with groundwater migration under control: 9

Sites with insufficient data: 0

Sites with groundwater migration not under control: 1

Sites that are not groundwater sites: 3

Table of National Priorities List sites in Kentucky:

Site Name	City	Site-wide Ready for Anticipated Use	Human Exposure Under Control	Groundwater Migration Under Control	Cleanup Complete
Airco	Calvert City	Yes	Yes	Yes	Yes
B.F. Goodrich	Calvert City	No	Yes	Yes	Yes
Brantley Landfill	Island	Yes	Yes	Yes	Yes
Caldwell Lace Leather Co., Inc.	Auburn	Yes	Yes	Not a Groundwater Site	Yes
Distler Brickyard	West Point	No	Yes	Yes	Yes
Distler Farm	West Point	Yes	Yes	Yes	Yes
Fort Hartford Coal Co. Stone Quarry	Olaton	Yes	Yes	Yes	Yes
Green River Disposal, Inc.	Maceo	Yes	Yes	Not a Groundwater Site	Yes
Maxey Flats Nuclear Disposal	Hillsboro	No	Yes	Yes	Yes
National Electric Coil Co./Cooper	Dayhoit	No	Yes	Yes	Yes

Industries					
Paducah Gaseous Diffusion Plant (Usdoe)	Paducah	No	Insufficient Data	No	No
Smith's Farm	Brooks	Yes	Yes	Not a Groundwater Site	Yes
Tri-city Disposal Co.	Shepherdsville	No	Yes	Yes	Yes

LOUISIANA

Number of sites: 13

Louisiana has the 33rd most Superfund toxic waste sites in the country and the same number of Superfund toxic waste sites as four other U.S. states, territories, and Washington D.C.

Number of sites with human exposure under control: 8

Sites with insufficient data: 4

Sites with human exposure not under control: 1

Number of sites with groundwater migration under control: 7

Sites with insufficient data: 5

Sites with groundwater migration not under control: 1

Table of National Priorities List sites in Louisiana:

Site Name	City	Human Exposure Under Control	Groundwater Migration Under Control	Cleanup Complete	Site-wide Ready for Anticipated Use
Agriculture Street Landfill	New Orleans	Yes	Yes	Yes	Yes
American Creosote Deridder	Deridder	Insufficient Data	Insufficient Data	No	No
American Creosote Works, Inc. (Winnfield Plant)	Winnfield	Yes	Yes	Yes	No
Bayou Bonfouca	Slidell	Yes	Insufficient Data	Yes	Yes
Colonial Creosote	Bogalusa	Insufficient Data	Insufficient Data	No	No
Combustion, Inc.	Denham Springs	Yes	Yes	Yes	Yes
Delta Shipyard	Houma	Insufficient Data	Insufficient Data	No	No
Evr-wood Treating/Evangeline Refining Company	Evangeline	No	Yes	No	No
Louisiana Army Ammunition	Doyline	Yes	Yes	Yes	Yes

Plant					
Madisonville Creosote Works	Madisonville	Yes	Yes	Yes	Yes
Marion Pressure Treating	Marion	Yes	No	No	No
Petro- processors Of Louisiana, Inc.	Scotlandville	Yes	Yes	Yes	No
Sba Shipyard	Jennings	Insufficient Data	Insufficient Data	No	No

MASSACHUSETTS

Number of sites: 31

Massachusetts has the 15th most Superfund toxic waste sites of any U.S. state, territory, or Washington D.C.

Number of sites with human exposure under control: 26

Sites with insufficient data: 2

Sites with human exposure not under control: 3

Number of sites with groundwater migration under control: 21

Sites with insufficient data: 7

Sites with groundwater migration not under control: 2

Sites that are not groundwater sites: 1

Table of National Priorities List sites in Massachusetts:

Site Name	City	Human Exposure Under Control	Groundwater Migration Under Control	Cleanup Complete	Site-wide Ready for Anticipated Use
Atlas Tack Corp.	Fairhaven	Yes	Yes	Yes	Yes
Baird & Mcguire	Holbrook	Yes	Yes	Yes	Yes
Bjat Llc	Franklin	Insufficient Data	Insufficient Data	No	No
Blackburn & Union Privileges	Walpole	Yes	Yes	Yes	No
Charles George Reclamation Trust Landfill	Tyngsborough	Yes	Yes	Yes	Yes
Creese & Cook Tannery (Former)	Danvers	No	Yes	No	No
Fort Devens	Fort Devens	Yes	Insufficient Data	No	No
Groveland Wells	Groveland	Yes	Yes	Yes	Yes
Hanscom Field/Hanscom Air Force Base	Bedford	Yes	Yes	Yes	Yes
Haverhill Municipal	Haverhill	Yes	Insufficient Data	No	No

Landfill					
Hocomonco Pond	Westborough	Yes	Yes	Yes	Yes
Industri-plex	Woburn	Yes	Yes	Yes	No
Iron Horse Park	Billerica	Yes	Yes	No	No
Microfab Inc (Former)	Amesbury	Insufficient Data	Insufficient Data	No	No
Natick Laboratory Army Research, Development, And Engineering Center	Natick	Yes	Yes	Yes	Yes
Naval Weapons Industrial Reserve Plant	Bedford	Yes	Yes	Yes	Yes
New Bedford	New Bedford	No	Not a Groundwater Site	No	No
Nuclear Metals, Inc.	Concord	Yes	Yes	No	No
Nyanza Chemical Waste Dump	Ashland	Yes	No	No	No
Olin Chemical	Wilmington	No	No	No	No
Otis Air National Guard Base/Camp Edwards	Falmouth	Yes	Yes	Yes	Yes
Psc Resources	Palmer	Yes	Yes	Yes	Yes
Re-solve, Inc.	Dartmouth	Yes	Yes	Yes	Yes
Rose Disposal Pit	Lanesboro	Yes	Yes	Yes	Yes
Silresim Chemical Corp.	Lowell	Yes	Yes	Yes	Yes
South Weymouth Naval Air Station	Weymouth	Yes	Insufficient Data	No	No
Sullivan's	New Bedford	Yes	Yes	Yes	Yes

Ledge					
Sutton Brook Disposal Area	Tewksbury	Yes	Yes	Yes	No
W.R. Grace & Co., Inc. (Acton Plant)	Acton	Yes	Yes	Yes	Yes
Walton & Lonsbury Inc.	Attleboro	Yes	Insufficient Data	No	No
Wells G&H	Woburn	Yes	Insufficient Data	No	No

MARYLAND

Number of sites: 20

Maryland has the 21st most Superfund toxic waste sites in the country and the same number of Superfund toxic waste sites as two other U.S. states, territories, and Washington D.C.

Number of sites with human exposure under control: 14

Sites with insufficient data: 5

Sites with human exposure not under control: 1

Number of sites with groundwater migration under control: 9

Sites with insufficient data: 10

Sites with groundwater migration not under control: 1

Table of National Priorities List sites in Maryland:

Site Name	City	Human Exposure Under Control	Groundwater Migration Under Control	Cleanup Complete	Site-wide Ready for Anticipated Use
Aberdeen Proving Ground (Edgewood Area)	Edgewood	Insufficient Data	Insufficient Data	No	No
Aberdeen Proving Ground (Michaelsville Landfill)	Aberdeen	Insufficient Data	Insufficient Data	Yes	No
Andrews Air Force Base	Andrews Air Force Base	Yes	Insufficient Data	No	No
Beltsville Agricultural Research Center (Usda)	Beltsville	Yes	Insufficient Data	No	No
Brandywine Drmo	Brandywine	Yes	Insufficient Data	No	No
Bush Valley Landfill	Abingdon	Yes	Yes	Yes	Yes
Central Chemical (Hagerstown)	Hagerstown	Yes	Insufficient Data	No	No
Curtis Bay Coast Guard Yard	Baltimore	Insufficient Data	Insufficient Data	Yes	Yes

Dwyer Property Ground Water Plume	Elkton	Insufficient Data	Insufficient Data	No	No
Fort Detrick Area B Ground Water	Fort Detrick	Insufficient Data	No	No	No
Fort George G. Meade	Odenton	Yes	Insufficient Data	No	No
Indian Head Naval Surface Warfare Center	Indian Head	Yes	Yes	No	No
Kane & Lombard Street Drums	Baltimore	Yes	Yes	No	No
Limestone Road	Cumberland	Yes	Yes	Yes	Yes
Ordnance Products, Inc.	North East	Yes	Yes	Yes	Yes
Patuxent River Naval Air Station	Patuxent River	Yes	Insufficient Data	No	No
Sand, Gravel And Stone	Elkton	Yes	Yes	No	No
Sauer Dump	Dundalk	No	Yes	No	No
Spectron, Inc.	Elkton	Yes	Yes	Yes	Yes
Woodlawn County Landfill	Colora	Yes	Yes	Yes	Yes

MAINE

Number of sites: 12

Maine has the 38th most Superfund toxic waste sites in the country and the same number of toxic waste sites as four other U.S. states, territories, and Washington D.C.

Number of sites with human exposure under control: 10

Sites with insufficient data: 1

Sites with human exposure not under control: 1

Number of sites with groundwater migration under control: 9

Sites with insufficient data: 2

Sites with groundwater migration not under control: 1

Table of National Priorities List sites in Maine:

Site Name	City	Human Exposure Under Control	Groundwater Migration Under Control	Cleanup Complete	Site-wide Ready for Anticipated Use
Brunswick Naval Air Station	Brunswick	Yes	Yes	Yes	No
Callahan Mining Corp	Brooksville (Cape Rosier)	Yes	No	No	No
Eastern Surplus	Meddybemps	Yes	Yes	Yes	Yes
Eastland Woolen Mill	Corinna	Yes	Yes	Yes	Yes
Keddy Mill	Windham	No	Insufficient Data	No	No
Leeds Metal	Leeds	Insufficient Data	Insufficient Data	No	No
Loring Air Force Base	Limestone	Yes	Yes	Yes	Yes
Mckin Co.	Gray	Yes	Yes	Yes	Yes
Portsmouth Naval Shipyard	Kittery	Yes	Yes	Yes	No
Saco Municipal Landfill	Saco	Yes	Yes	Yes	Yes
West Site/Hows Corners	Plymouth	Yes	Yes	Yes	Yes
Winthrop Landfill	Winthrop	Yes	Yes	Yes	No

MICHIGAN

Number of sites: 65

Michigan has the 5th most Superfund toxic waste sites of any U.S. state, territory, or Washington D.C.

Number of sites with human exposure under control: 55

Sites with insufficient data: 7

Sites with human exposure not under control: 3

Number of sites with groundwater migration under control: 42

Sites with insufficient data: 13

Sites with groundwater migration not under control: 9

Sites that are not groundwater sites: 1

Table of National Priorities List sites in Michigan:

Site Name	City	Human Exposure Under Control	Groundwater Migration Under Control	Cleanup Complete	Site-wide Ready for Anticipated Use
Adam's Plating	Lansing	Yes	Insufficient Data	Yes	No
Aircraft Components (D & L Sales)	Benton Harbor	Yes	Yes	Yes	Yes
Albion-sheridan Township Landfill	Albion	Yes	Yes	Yes	Yes
Allied Paper, Inc./Portage Creek/Kalamazoo River	Kalamazoo	No	Yes	No	No
American Anodco, Inc.	Ionia	Yes	Yes	Yes	Yes
Auto Ion Chemicals, Inc.	Kalamazoo	Yes	Yes	Yes	Yes
Barrels, Inc.	Lansing	Yes	Yes	Yes	Yes
Bendix Corp./Allied Automotive	St. Joseph	Yes	Insufficient Data	Yes	No
Bofors Nobel, Inc.	Muskegon	Yes	Yes	No	No
Butterworth #2	Grand Rapids	Yes	Yes	Yes	Yes

Landfill					
Cannelton Industries, Inc.	Sault Ste Marie	Yes	Yes	Yes	Yes
Chem Central	Wyoming Township	Insufficient Data	No	Yes	No
Clare Water Supply	Clare	Yes	Yes	Yes	Yes
Dsc Mclouth Steel Gibraltar Plant	Gibraltar	Insufficient Data	Insufficient Data	No	No
Electrovoice	Buchanan	Yes	Insufficient Data	Yes	Yes
Forest Waste Products	Otisville	Yes	No	Yes	No
G&H Landfill	Utica	Yes	Yes	Yes	No
Grand Traverse Overall Supply Co.	Greilickville	Yes	Yes	Yes	Yes
Gratiot County Landfill	St. Louis	Yes	Yes	Yes	No
H. Brown Co., Inc.	Grand Rapids	Yes	Yes	Yes	Yes
Hedblum Industries	Oscoda	Yes	Yes	Yes	Yes
Hi-mill Manufacturing Co.	Highland	Insufficient Data	Insufficient Data	Yes	No
Ionia City Landfill	Ionia	Yes	Yes	Yes	Yes
J & L Landfill	Rochester Hills	Yes	Yes	Yes	Yes
K&L Avenue Landfill	Oshtemo Township	Yes	No	Yes	No
Kaydon Corp.	Muskegon	Yes	Yes	Yes	No
Kentwood Landfill	Kentwood	Yes	Yes	Yes	Yes
Kysor Industrial Corp.	Cadillac	Yes	Yes	Yes	Yes
Liquid Disposal, Inc.	Utica	Yes	Yes	Yes	Yes
Mcgraw Edison	Albion	Yes	Yes	Yes	No

Corp.					
Mclouth Steel Corp	Trenton	Insufficient Data	Insufficient Data	No	No
Metamora Landfill	Metamora	Yes	Insufficient Data	Yes	Yes
Michigan Disposal Service (Cork Street Landfill)	Kalamazoo	Yes	Yes	Yes	Yes
Motor Wheel, Inc.	Lansing Township	Yes	Yes	Yes	No
Muskegon Chemical Co.	Whitehall	Yes	Yes	Yes	No
North Bronson Industrial Area	Bronson	Yes	No	No	No
Northernair Plating	Cadillac	Yes	Yes	Yes	Yes
Organic Chemicals, Inc.	Grandville	Yes	Yes	Yes	Yes
Ott/Story/Cordova Chemical Co.	Dalton Township	Yes	Yes	Yes	No
Packaging Corp. Of America	Filer City	Yes	Yes	Yes	Yes
Parsons Chemical Works, Inc.	Grand Ledge	Yes	Yes	Yes	Yes
Peerless Plating Co.	Muskegon	Yes	No	Yes	No
Pmc Groundwater	Petoskey	Yes	Yes	Yes	Yes
Rasmussen's Dump	Brighton	Yes	Yes	Yes	Yes
Rockwell International Corp. (Allegan Plant)	Allegan	Yes	Yes	Yes	Yes
Rose Township Dump	Rose Township	Yes	Yes	Yes	Yes
Roto-finish Co.,	Kalamazoo	Yes	Insufficient	Yes	Yes

Inc.			Data		
Sca Independent Landfill	Muskegon Heights	Yes	Insufficient Data	Yes	No
Shiawassee River	Howell	Insufficient Data	Insufficient Data	Yes	Yes
South Macomb Disposal Authority (Landfills #9 And #9a)	Macomb Township	Yes	Yes	Yes	No
Southwest Ottawa County Landfill	Park Township	Yes	No	Yes	No
Sparta Landfill	Sparta Township	Yes	Yes	Yes	Yes
Spartan Chemical Co.	Wyoming	Insufficient Data	No	No	No
Springfield Township Dump	Davisburg	Yes	Yes	Yes	Yes
State Disposal Landfill, Inc.	Grand Rapids	Yes	Insufficient Data	No	No
Sturgis Municipal Wells	Sturgis	Insufficient Data	Yes	Yes	No
Tar Lake	Mancelona Township	Yes	No	Yes	No
Ten-mile Drain	St. Clair Shores	No	Not a Groundwater Site	No	No
Thermo-chem, Inc.	Muskegon	Yes	Yes	Yes	No
Torch Lake	Houghton County	Yes	Yes	Yes	No
U.S. Aviex	Howard Township	Yes	Insufficient Data	Yes	Yes
Velsicol Burn Pit	St. Louis	Yes	Insufficient Data	No	No
Velsicol Chemical Corp. (Michigan)	St. Louis	No	No	Yes	No

Verona Well Field	Battle Creek	Yes	Yes	Yes	No
Wash King Laundry	Pleasant Plains Twp	Yes	Yes	Yes	No

MINNESOTA

Number of sites: 25

Minnesota has the 18th most Superfund toxic waste sites of any U.S. state, territory, or Washington D.C.

Number of sites with human exposure under control: 16

Sites with insufficient data: 5

Sites with human exposure not under control: 3

Sites that are not yet designated: 1

Number of sites with groundwater migration under control: 17

Sites with insufficient data: 2

Sites with groundwater migration not under control: 4

Sites that are not groundwater sites: 1

Sites that are not yet designated: 1

Table of National Priorities List sites in Minnesota:

Site Name	City	Human Exposure Under Control	Groundwater Migration Under Control	Cleanup Complete	Site-wide Ready for Anticipated Use
Arrowhead Refinery Co.	Hermantown	Yes	Yes	Yes	Yes
Baytown Township Ground Water Plume	Baytown Township	Yes	No	No	No
Burlington Northern (Brainerd/Baxter Plant)	Brainerd/Baxter	Yes	Yes	Yes	No
Fmc Corp. (Fridley Plant)	Fridley	Insufficient Data	Yes	Yes	No
Freeway Sanitary Landfill	Burnsville	Insufficient Data	Yes	No	No
General Mills/Henkel Corp.	Minneapolis	No	Yes	Yes	No
Highway 100 And County Road 3 Groundwater	Edina, St. Louis Park	Not yet designated	Not yet designated	No	No

Plume					
Joslyn Manufacturing & Supply Co.	Brooklyn Center	Yes	Yes	Yes	No
Koppers Coke	St. Paul	Yes	Yes	Yes	No
Kurt Manufacturing Co.	Fridley	No	Yes	Yes	No
Lehillier/Mankato	Lehillier	Yes	Yes	Yes	Yes
Long Prairie Ground Water Contamination	Long Prairie	Insufficient Data	Yes	Yes	No
Macgillis & Gibbs Co./Bell Lumber & Pole Co.	New Brighton	Yes	Yes	Yes	Yes
Naval Industrial Reserve Ordnance Plant	Fridley	Yes	No	Yes	Yes
New Brighton/Arden Hills/Tcaap (USArmy)	New Brighton	Yes	Yes	No	No
Oakdale Dump	Oakdale	Yes	Yes	Yes	No
Perham Arsenic Site	Perham	Yes	Yes	Yes	Yes
Reilly Tar & Chemical Corp. (St. Louis Park Plant)	St. Louis Park	Yes	No	Yes	No
Ritari Post & Pole	Sebeka	Yes	Yes	Yes	No
South Andover Site	Andover	Yes	Yes	Yes	Yes
South Minneapolis Residential Soil Contamination	Minneapolis	Yes	Not a Groundwater Site	Yes	Yes
Spring Park Municipal Well Field	Spring Park	Insufficient Data	Insufficient Data	No	No

St. Louis River Site	St. Louis County	No	Yes	No	No
St. Regis Paper Co.	Cass Lake	Yes	No	No	No
Waite Park Wells	Waite Park	Insufficient Data	Insufficient Data	Yes	No

MISSOURI

Number of sites: 33

Missouri has the 14th most Superfund toxic waste sites of any U.S. state, territory, or Washington D.C.

Number of sites with human exposure under control: 23

Sites with insufficient data: 1

Sites with human exposure not under control: 9

Number of sites with groundwater migration under control: 15

Sites with insufficient data: 11

Sites with groundwater migration not under control: 5

Sites that are not groundwater sites: 2

Table of National Priorities List sites in Missouri:

Site Name	City	Human Exposure Under Control	Groundwater Migration Under Control	Cleanup Complete	Site-wide Ready for Anticipated Use
Armour Road	North Kansas City	Yes	Yes	No	No
Bee Cee Manufacturing Co.	Malden	Yes	Yes	Yes	Yes
Big River Mine Tailings/St. Joe Minerals Corp.	Desloge	No	Not a Groundwater Site	No	No
Compass Plaza Well Tce	Rogersville	Insufficient Data	Insufficient Data	No	No
Conservation Chemical Co.	Kansas City	Yes	Yes	Yes	Yes
Ellisville Site	Ellisville	Yes	Insufficient Data	Yes	Yes
Fulbright Landfill	Springfield	Yes	Yes	Yes	Yes
Lake City Army Ammunition Plant (Northwest Lagoon)	Independence	Yes	Yes	No	No
Lee Chemical	Liberty	Yes	Yes	Yes	Yes
Madison	Fredericktown	No	Insufficient	No	No

County Mines			Data		
Minker/Stout/Romaine Creek	Imperial	Yes	Not a Groundwater Site	Yes	Yes
Missouri Electric Works	Cape Girardeau	Yes	Yes	Yes	Yes
Newton County Mine Tailings	Granby	No	No	No	No
Newton County Wells	Joplin	Yes	Yes	Yes	Yes
Oak Grove Village Well	Sullivan	Yes	Yes	No	No
Oronogoduenweg Mining Belt	Joplin	No	No	No	No
Pools Prairie	Neosho	Yes	Yes	No	No
Quality Plating	Sikeston	Yes	No	Yes	No
Riverfront	New Haven	Yes	Yes	No	No
Solid State Circuits, Inc.	Republic	Yes	No	Yes	Yes
Southwest Jefferson County Mining	Jefferson County	No	No	No	No
Sporlan Valve Plant #1	Washington	Yes	Insufficient Data	No	No
St. Louis Airport/Hazelwood Interim Storage/Futura Coatings Co.	St. Louis	Yes	Insufficient Data	No	No
Syntex Facility	Verona	Yes	Insufficient Data	Yes	Yes
Valley Park Tce	Valley Park	Yes	Yes	Yes	No
Vienna Wells	Vienna	Yes	Yes	No	No
Washington County Lead District - Furnace Creek	Caledonia	No	Insufficient Data	No	No
Washington County Lead District - Old	Old Mines	No	Insufficient Data	No	No

Mines					
Washington County Lead District - Potosi	Potosi	No	Insufficient Data	No	No
Washington County Lead District - Richwoods	Richwoods	No	Insufficient Data	No	No
Weldon Spring Former Army Ordnance Works	St. Charles	Yes	Yes	Yes	Yes
Weldon Spring Quarry/Plant/Pits (U.S. DOE/Army)	St. Charles	Yes	Yes	Yes	Yes
Westlake Landfill	Bridgeton	Yes	Insufficient Data	No	No

MISSISSIPPI

Number of sites: 8

Mississippi has the 44th most Superfund toxic waste sites in the country and the same number of Superfund toxic waste sites as one other U.S. state, territory, and Washington D.C.

Number of sites with human exposure under control: 5

Sites with insufficient data: 3

Sites with human exposure not under control: 0

Number of sites with groundwater migration under control: 2

Sites with insufficient data: 5

Sites with groundwater migration not under control: 1

Table of National Priorities List sites in Mississippi:

Site Name	City	Human Exposure Under Control	Groundwater Migration Under Control	Cleanup Complete	Site-wide Ready for Anticipated Use
American Creosote Works Inc (Louisville)	Louisville	Yes	Yes	Yes	No
Chemfax, Inc.	Gulfport	Yes	No	Yes	Yes
Kerr-McGee Chemical Corp - Columbus	Columbus	Insufficient Data	Insufficient Data	No	No
Mississippi Phosphates Corporation	Pascagoula	Insufficient Data	Insufficient Data	No	No
Picayune Wood Treating Site	Picayune	Yes	Insufficient Data	Yes	No
Rockwell International Wheel & Trim	Grenada	Insufficient Data	Insufficient Data	No	No
Sonford Products	Flowood	Yes	Insufficient Data	No	No
Southeastern Wood Preserving	Canton	Yes	Yes	No	No

MONTANA

Number of sites: 17

Montana has the 25th most Superfund toxic waste sites in the country and the same number of Superfund toxic waste sites as one other U.S. state, territory, and Washington D.C.

Number of sites with human exposure under control: 8

Sites with insufficient data: 0

Sites with human exposure not under control: 9

Number of sites with groundwater migration under control: 9

Sites with insufficient data: 3

Sites with groundwater migration not under control: 4

Sites that are not groundwater sites: 1

Table of National Priorities List sites in Montana:

Site Name	City	Human Exposure Under Control	Groundwater Migration Under Control	Cleanup Complete	Site-wide Ready for Anticipated Use
Acm Smelter And Refinery	Black Eagle	No	Insufficient Data	No	No
Anaconda Aluminum Co Columbia Falls Reduction Plant	Columbia Falls	No	Insufficient Data	No	No
Anaconda Co. Smelter	Anaconda	No	Yes	No	No
Barker Hughesville Mining District	Monarch	No	No	No	No
Basin Mining Area	Basin	Yes	No	No	No
Carpenter Snow Creek Mining District	Neihart	No	No	No	No
East Helena Site	East Helena	Yes	Yes	No	No
Flat Creek IMM	Superior	No	Insufficient Data	No	No

Idaho Pole Co.	Bozeman	Yes	Yes	Yes	Yes
Libby Asbestos Site	Libby	No	Not a Groundwater Site	No	No
Libby Ground Water Contamination	Libby	Yes	Yes	Yes	No
Lockwood Solvent Ground Water Plume	Billings	Yes	Yes	No	No
Milltown Reservoir Sediments	Milltown	Yes	Yes	No	No
Montana Pole And Treating	Butte	Yes	Yes	Yes	No
Mouat Industries	Columbus	Yes	Yes	Yes	Yes
Silver Bow Creek/Butte Area	Butte	No	Yes	No	No
Upper Tenmile Creek Mining Area	Helena	No	No	No	No

NORTH CAROLINA

Number of sites: 38

North Carolina has the 12th most Superfund toxic waste sites in the country and the same number of Superfund toxic waste sites as one other U.S. state, territory, and Washington D.C.

Number of sites with human exposure under control: 37

Sites with insufficient data: 1

Sites with human exposure not under control: 0

Number of sites with groundwater migration under control: 29

Sites with insufficient data: 6

Sites with groundwater migration not under control: 3

Table of National Priorities List sites in North Carolina:

Site Name	City	Human Exposure Under Control	Groundwater Migration Under Control	Cleanup Complete	Site-wide Ready for Anticipated Use
Abc One Hour Cleaners	Jacksonville	Yes	Yes	Yes	No
Aberdeen Contaminated Ground Water	Aberdeen	Yes	No	No	No
Aberdeen Pesticide Dumps	Aberdeen	Yes	Yes	Yes	Yes
Barber Orchard	Waynesville	Yes	Yes	Yes	Yes
Benfield Industries, Inc.	Hazelwood	Yes	Yes	Yes	Yes
Blue Ridge Plating Company	Arden	Yes	Yes	Yes	Yes
Bypass 601 Ground Water Contamination	Concord	Yes	Yes	Yes	Yes
Camp Lejeune Military Res. (USNavy)	Onslow County	Yes	Yes	No	No
Cape Fear Wood Preserving	Fayetteville	Yes	Yes	Yes	No
Carolina	Fayetteville	Yes	Yes	Yes	Yes

Transformer Co.					
Celanese Corp. (Shelby Fiber Operations)	Shelby	Yes	Yes	Yes	Yes
Charles Macon Lagoon And Drum Storage	Cordova	Yes	Yes	Yes	Yes
Chemtronics, Inc.	Swannanoa	Yes	Insufficient Data	Yes	No
Cherry Point Marine Corps Air Station	Havelock	Yes	Yes	No	No
Cristex Drum	Oxford	Yes	Yes	No	No
CTS Of Asheville, Inc.	Asheville	Yes	Insufficient Data	No	No
Davis Park Road Tce	Gastonia	Yes	Yes	Yes	Yes
FCX, Inc. (Statesville Plant)	Statesville	Yes	Yes	Yes	Yes
Fcx, Inc. (Washington Plant)	Washington	Yes	Insufficient Data	Yes	Yes
Geigy Chemical Corp. (Aberdeen Plant)	Aberdeen	Yes	Yes	Yes	Yes
General Electric Co/Shepherd Farm	East Flat Rock	Yes	Yes	Yes	No
Gmh Electronics	Roxboro	Yes	Insufficient Data	No	No
Hemphill Road Tce	Gastonia	Yes	Yes	No	No
Holcomb Creosote Co	Yadkinville	Yes	Yes	No	No
Horton Iron And Metal	Wilmington	Yes	Yes	No	No
Jadco-hughes Facility	Belmont	Yes	Yes	Yes	No

JFD Electronics/Channel Master	Oxford	Yes	Yes	Yes	No
Kerr-Mcgee Chemical Corp - Navassa	Navassa	Yes	No	No	No
Koppers Co., Inc. (Morrisville Plant)	Morrisville	Yes	Yes	Yes	No
National Starch & Chemical Corp.	Salisbury	Yes	Yes	Yes	No
North Belmont PCE	North Belmont	Yes	No	Yes	No
North Carolina State University (Lot 86, Farm Unit #1)	Raleigh	Yes	Yes	Yes	Yes
Ore Knob Mine	Ashe County	Insufficient Data	Insufficient Data	No	No
Potter's Septic Tank Service Pits	Maco	Yes	Yes	Yes	No
Ram Leather Care Site	Charlotte	Yes	Yes	No	No
Sigmon's Septic Tank Service	Statesville	Yes	Yes	Yes	Yes
Ward Transformer	Raleigh	Yes	Insufficient Data	No	No
Wright Chemical Corporation	Riegelwood	Yes	Yes	No	No

NORTH DAKOTA

Number of sites: 0

NORTHERN MARINA ISLANDS

Number of sites: 0

NEBRASKA

Number of sites: 17

Nebraska has the 25th most Superfund toxic waste sites in the country and the same number of Superfund toxic waste sites as one other U.S. state, territory, and Washington D.C.

Number of sites with human exposure under control: 15

Sites with insufficient data: 1

Sites with human exposure not under control: 1

Number of sites with groundwater migration under control: 10

Sites with insufficient data: 1

Sites with groundwater migration not under control: 5

Sites that are not groundwater sites: 1

Table of National Priorities List sites in Nebraska:

Site Name	City	Human Exposure Under Control	Groundwater Migration Under Control	Cleanup Complete	Site-wide Ready for Anticipated Use
10th Street Site	Columbus	Yes	Yes	Yes	Yes
Bruno Co-op Association/Associated Properties	Bruno	Yes	Yes	Yes	Yes
Cleburn Street Well	Grand Island	Yes	Yes	Yes	Yes
Cornhusker Army Ammunition Plant	Grand Island	Yes	Yes	No	No
Garvey Elevator	Hastings	Yes	No	No	No
Hastings Ground Water	Hastings	Yes	Yes	No	No

Contamination					
Iowa-nebraska Light & Power Co	Norfolk	Yes	No	No	No
Lindsay Manufacturing Co.	Lindsay	Yes	Yes	Yes	No
Nebraska Ordnance Plant (Former)	Mead	Yes	Yes	No	No
Ogallala Ground Water Contamination	Ogallala	Insufficient Data	Yes	Yes	Yes
Old Hwy 275 And N 288th Street	Valley	Yes	Insufficient Data	No	No
Omaha Lead	Omaha	No	Not a Groundwater Site	No	No
Parkview Well	Grand Island	Yes	Yes	Yes	Yes
Pce Southeast Contamination	York	Yes	No	No	No
Pce/Tce Northeast Contamination	York	Yes	No	No	No
Sherwood Medical Co.	Norfolk	Yes	Yes	Yes	Yes
West Highway 6 & Highway 281	Hastings	Yes	No	No	No

NEW HAMPSHIRE

Number of sites: 20

New Hampshire has the 21st most Superfund toxic waste sites in the country and the same number of Superfund toxic waste sites as two other U.S. states, territories, and Washington D.C.

Number of sites with human exposure under control: 19

Sites with insufficient data: 1

Sites with human exposure not under control: 0

Number of sites with groundwater migration under control: 15

Sites with insufficient data: 5

Sites with groundwater migration not under control: 0

Table of National Priorities List sites in New Hampshire:

Site Name	City	Human Exposure Under Control	Groundwater Migration Under Control	Cleanup Complete	Site-wide Ready for Anticipated Use
Auburn Road Landfill	Londonderry	Yes	Yes	Yes	Yes
Beede Waste Oil	Plaistow	Yes	Yes	No	No
Chlor-alkali Facility (Former)	Berlin	Yes	Insufficient Data	No	No
Coakley Landfill	North Hampton	Yes	Insufficient Data	Yes	Yes
Collins & Aikman Plant (Former)	Farmington	Insufficient Data	Insufficient Data	No	No
Dover Municipal Landfill	Dover	Yes	Yes	Yes	No
Fletcher's Paint Works & Storage	Milford	Yes	Yes	Yes	Yes
Kearsarge Metallurgical Corp.	Conway	Yes	Yes	Yes	Yes
Keefe Environmental Services (Kes)	Epping	Yes	Yes	Yes	Yes

Mottolo Pig Farm	Raymond	Yes	Yes	Yes	Yes
New Hampshire Plating Co.	Merrimack	Yes	Yes	Yes	No
Ottati & Goss/Kingston Steel Drum	Kingston	Yes	Yes	Yes	Yes
Pease Air Force Base	Portsmouth/Ne wington	Yes	Insufficient Data	Yes	Yes
Savage Municipal Water Supply	Milford	Yes	Yes	Yes	No
Somersworth Sanitary Landfill	Somersworth	Yes	Yes	Yes	Yes
South Municipal Water Supply Well	Peterborough	Yes	Yes	Yes	No
Sylvester	Nashua	Yes	Yes	Yes	Yes
Tibbetts Road	Barrington	Yes	Yes	Yes	Yes
Tinkham Garage	Londonderry	Yes	Insufficient Data	Yes	Yes
Troy Mills Landfill	Troy	Yes	Yes	Yes	Yes

NEW JERSEY

Number of sites: 114

New Jersey has the most Superfund toxic waste sites of any U.S. state, territory, or Washington D.C.

Number of sites with human exposure under control: 90

Sites with insufficient data: 13

Sites with human exposure not under control: 11

Number of sites with groundwater migration under control: 77

Sites with insufficient data: 20

Sites with groundwater migration not under control: 15

Sites that are not groundwater sites: 2

Table of National Priorities List sites in New Jersey:

Site Name	City	Human Exposure Under Control	Groundwater Migration Under Control	Cleanup Complete	Site-wide Ready for Anticipated Use
A. O. Polymer	Sparta Township	Yes	Yes	Yes	Yes
American Cyanamid Co	Bridgewater	Yes	Yes	No	No
Atlantic Resources	Sayreville	Yes	Yes	No	No
Bog Creek Farm	Howell Township	Yes	Yes	Yes	Yes
Brick Township Landfill	Brick Township	Yes	Yes	Yes	Yes
Bridgeport Rental & Oil Services	Bridgeport	Yes	No	No	No
Brook Industrial Park	Bound Brook	Yes	Yes	Yes	Yes
Burnt Fly Bog	Marlboro Township	Yes	Yes	Yes	No
Caldwell Trucking Co.	Fairfield	No	Yes	No	No

Chemical Control	Elizabeth	Yes	Not a Groundwater Site	Yes	Yes
Chemical Insecticide Corp.	Edison Township	Yes	Yes	Yes	Yes
Chemical Leaman Tank Lines, Inc.	Bridgeport	Yes	Yes	Yes	No
Chemsol, Inc.	Piscataway	Insufficient Data	Insufficient Data	No	No
Ciba-geigy Corp.	Toms River	Yes	Yes	Yes	No
Cinnaminson Township (Block 702) Ground Water Contamination	Cinnaminson Township	Insufficient Data	Insufficient Data	No	No
Combe Fill South Landfill	Chester Township	Yes	Insufficient Data	No	No
Cornell Dubilier Electronics Inc.	South Plainfield	No	No	No	No
Cosden Chemical Coatings Corp.	Beverly	Yes	Yes	Yes	No
Cps/Madison Industries	Old Bridge Township	Insufficient Data	No	No	No
Curcio Scrap Metal, Inc.	Saddle Brook Twp	Yes	Yes	Yes	Yes
Curtis Specialty Papers, Inc	Milford	Yes	Yes	No	No
D'imperio Property	Hamilton Township	Yes	Yes	Yes	No
Dayco Corp./L.E Carpenter Co.	Wharton Borough	Yes	Yes	No	No
De Rewal Chemical Co.	Kingwood Township	Yes	Yes	Yes	Yes

Diamond Alkali Co.	Newark	No	Yes	No	No
Diamond Head Oil Refinery Div.	Kearny	Insufficient Data	Insufficient Data	No	No
Dover Municipal Well 4	Dover	Yes	Yes	Yes	No
Ellis Property	Evesham Township	Yes	Yes	Yes	No
Emmell's Septic Landfill	Galloway Township	Yes	Yes	No	No
Evor Phillips Leasing	Old Bridge Township	Yes	No	No	No
Ewan Property	Shamong Township	Yes	Yes	Yes	Yes
Fair Lawn Well Field	Fair Lawn	Yes	Yes	No	No
Federal Aviation Administration Technical Center (Usdot)	Atlantic County	Yes	Yes	No	No
Former Kil-tone Company	Vineland	No	Insufficient Data	No	No
Franklin Burn	Franklin Township	Yes	Yes	Yes	Yes
Fried Industries	East Brunswick Township	Yes	Yes	Yes	No
Garden State Cleaners Co.	Minotola	Yes	Yes	Yes	Yes
Garfield Ground Water Contamination	Garfield	Insufficient Data	Insufficient Data	No	No
Gems Landfill	Gloucester Township	Yes	Yes	Yes	No
Global Sanitary Landfill	Old Bridge Township	Yes	Yes	Yes	Yes
Goose Farm	Plumstead Township	Yes	Yes	Yes	No

Helen Kramer Landfill	Mantua Township	Yes	Insufficient Data	Yes	No
Hercules, Inc. (Gibbstown Plant)	Gibbstown	Yes	Yes	No	No
Higgins Disposal	Kingston	Yes	Yes	Yes	Yes
Higgins Farm	Franklin Township	Yes	Insufficient Data	Yes	No
Horseshoe Road	Sayreville	Yes	Yes	No	No
Iceland Coin Laundry Area Gw Plume	Vineland	Yes	Yes	Yes	Yes
Imperial Oil Co., Inc./Champion Chemicals	Morganville	Yes	Yes	No	No
Jis Landfill	South Brunswick	Yes	Yes	Yes	Yes
Kauffman & Minter, Inc.	Springfield Twp(Jobstown)	Yes	No	No	No
Kin-buc Landfill	Edison Township	Yes	Yes	Yes	Yes
King Of Prussia	Winslow Township	Yes	Yes	Yes	Yes
Landfill & Development Co.	Mount Holly	Yes	Yes	Yes	Yes
Lang Property	Pemberton Township	Yes	Yes	Yes	Yes
Lcp Chemicals Inc.	Linden	Yes	No	No	No
Lightman Drum Company	Winslow Township	Yes	Yes	No	No
Lipari Landfill	Pitman	Yes	Yes	Yes	No
Lone Pine Landfill	Freehold Township	Yes	Yes	Yes	Yes
Mansfield Trail Dump	Byram	No	No	No	No

Martin Aaron, Inc.	Camden	Yes	No	No	No
Matlack, Inc.	Woolwich Township	Yes	No	No	No
Matteo & Sons Inc.	Thorofare	No	Insufficient Data	No	No
Maywood Chemical Co.	Maywood/Rochelle Park	Insufficient Data	Insufficient Data	No	No
Mcguire Air Force Base #1	Wrightstown	Insufficient Data	Insufficient Data	No	No
Metaltec/Aerosystems	Franklin Borough	Yes	Yes	Yes	Yes
Middlesex Sampling Plant (Usdoe)	Middlesex	Yes	Yes	No	No
Monitor Devices, Inc./Intercircuits, Inc.	Wall Township	Yes	Yes	Yes	No
Montgomery Township Housing Development	Montgomery Township	Yes	Yes	Yes	Yes
Myers Property	Franklin Township	Yes	Yes	Yes	Yes
Nascolite Corp.	Millville	Yes	Yes	Yes	No
Naval Air Engineering Center	Lakehurst	Yes	Yes	Yes	No
Naval Weapons Station Earle (Site A)	Colts Neck	Yes	Yes	No	No
NI Industries	Pedricktown (Oldmans Town	Yes	Yes	No	No
Orange Valley Regional Ground Water Contamination	West Orange/Orange	Insufficient Data	Insufficient Data	No	No

Picatinny Arsenal (USArmy)	Rockaway Township	Yes	Yes	No	No
Pierson's Creek	Newark	Insufficient Data	Insufficient Data	No	No
Pjp Landfill	Jersey City	Yes	Yes	Yes	No
Pohatcong Valley Ground Water Contamination	Warren County	Yes	Yes	No	No
Price Landfill	Pleasantville	Yes	Yes	No	No
Puchack Well Field	Pennsauken Township	Yes	No	No	No
Quanta Resources	Edgewater	Insufficient Data	Insufficient Data	No	No
Radiation Technology, Inc.	Rockaway Township	Yes	No	No	No
Raritan Bay Slag	Old Bridge Twp/Sayreville	Yes	Not a Groundwater Site	No	No
Reich Farms	Pleasant Plains	Yes	Yes	Yes	Yes
Ringwood Mines/Landfill	Ringwood Borough	Yes	Yes	Yes	No
Riverside Industrial Park	Newark	Yes	Insufficient Data	No	No
Rockaway Borough Well Field	Rockaway Township	Yes	Yes	Yes	No
Rockaway Township Wells	Rockaway Township	Yes	Yes	Yes	Yes
Rocky Hill Municipal Well	Rocky Hill Borough	Yes	Yes	Yes	Yes
Roebing Steel Co.	Florence	Yes	Yes	No	No

Rolling Knolls Lf	Green Village	No	Insufficient Data	No	No
Scientific Chemical Processing	Carlstadt	Yes	No	No	No
Sharkey Landfill	Parsippany, Troy Hls	Yes	Yes	Yes	Yes
Sherwin-williams/Hilliards Creek	Gibbsboro	Insufficient Data	Insufficient Data	No	No
Shieldalloy Corp.	Newfield Borough	Insufficient Data	No	No	No
South Jersey Clothing Co.	Minotola	Yes	Yes	Yes	No
Standard Chlorine	Kearny	Yes	Yes	No	No
Swope Oil & Chemical Co.	Pennsauken Township	Yes	Yes	Yes	Yes
Syncon Resins	South Kearny	Yes	Yes	Yes	No
U.S. Radium Corp.	Orange	Yes	Yes	Yes	Yes
Unimatic Manufacturing Corporation	Fairfield	Yes	Yes	No	No
United States Avenue Burn	Gibbsboro	Insufficient Data	Insufficient Data	No	No
Universal Oil Products (Chemical Division)	East Rutherford	No	Insufficient Data	No	No
Ventron/Velsicol	Wood Ridge Borough	No	Yes	No	No
Vineland Chemical Co., Inc.	Vineland	No	Yes	No	No
Waldick Aerospace Devices, Inc.	Wall Township	Yes	Yes	Yes	No

Welsbach & General Gas Mantle (Camden Radiation)	Camden And Gloucester Cit	No	Insufficient Data	No	No
White Chemical Corp.	Newark	Yes	No	No	No
White Swan Laundry And Cleaner Inc.	Wall Twp	Yes	No	No	No
Williams Property	Swainton Middle	Yes	Yes	Yes	Yes
Woodbrook Road Dump	South Plainfield	Yes	Yes	No	No
Woodland Route 532 Dump	Woodland Township	Yes	Yes	Yes	Yes
Woodland Route 72 Dump	Woodland Township	Yes	Yes	Yes	Yes
Zschiegner Refining	Howell Township	Yes	Yes	Yes	No

NEW MEXICO

Number of sites: 15

New Mexico has the 28th most Superfund toxic waste sites of any U.S. state, territory, or Washington D.C.

Number of sites with human exposure under control: 13

Sites with insufficient data: 2

Sites with human exposure not under control: 0

Number of sites with groundwater migration under control: 9

Sites with insufficient data: 2

Sites with groundwater migration not under control: 4

Table of National Priorities List sites in New Mexico:

Site Name	City	Human Exposure Under Control	Groundwater Migration Under Control	Cleanup Complete	Site-wide Ready for Anticipated Use
AT&SF (Albuquerque)	Albuquerque	Yes	Yes	Yes	Yes
Chevron Questa Mine	Questa	Yes	No	No	No
Eagle Picher Carefree Battery	Socorro	Yes	No	No	No
Fruit Avenue Plume	Albuquerque	Yes	Yes	Yes	Yes
Grants Chlorinated Solvents	Grants	Yes	Yes	Yes	Yes
Griggs & Walnut Ground Water Plume	Las Cruces	Yes	Yes	Yes	No
Homestake Mining Co.	Milan	Yes	Yes	Yes	No
Jackpile-paguante Uranium Mine	Laguna Pueblo	Insufficient Data	Insufficient Data	No	No

Lea And West Second Street	Roswell	Insufficient Data	Insufficient Data	No	No
Lee Acres Landfill (Usdoi)	Farmington	Yes	Yes	Yes	Yes
Mcgaffey And Main Groundwater Plume	Roswell	Yes	No	No	No
North Railroad Avenue Plume	Espanola	Yes	Yes	Yes	No
Prewitt Abandoned Refinery	Prewitt	Yes	Yes	Yes	Yes
South Valley	Albuquerque	Yes	Yes	Yes	Yes
United Nuclear Corp.	Church Rock	Yes	No	Yes	No

NEVADA

Number of sites: 1

Nevada has the 53rd most Superfund toxic waste sites in the country and the same number of Superfund toxic waste sites as three other U.S. states, territories, and Washington D.C.

Number of sites with human exposure under control: 0

Sites with insufficient data: 0

Sites with human exposure not under control: 1

Number of sites with groundwater migration under control: 0

Sites with insufficient data: 0

Sites with groundwater migration not under control: 0

Sites that are not groundwater sites: 1

Table of National Priorities List sites in Nevada:

Site Name	City	Human Exposure Under Control	Groundwater Migration Under Control	Cleanup Complete	Site-wide Ready for Anticipated Use
Carson River Mercury Site	Dayton	No	Not a Groundwater Site	No	No

NEW YORK

Number of sites: 84

New York has the 4th most Superfund toxic waste sites of any U.S. state, territory, or Washington D.C.

Number of sites with human exposure under control: 70

Sites with insufficient data: 8

Sites with human exposure not under control: 6

Number of sites with groundwater migration under control: 62

Sites with insufficient data: 12

Sites with groundwater migration not under control: 5

Sites that are not groundwater sites: 5

Table of National Priorities List sites in New York:

Site Name	City	Human Exposure Under Control	Groundwater Migration Under Control	Cleanup Complete	Site-wide Ready for Anticipated Use
American Thermostat Co.	South Cairo	Yes	Yes	Yes	Yes
Applied Environmental Services	Glenwood Landing	Yes	Yes	Yes	No
Arsenic Mine	Kent	No	Insufficient Data	No	No
Black River Pcb's	Town Of Champion	Insufficient Data	Not a Groundwater Site	No	No
Brewster Well Field	Putnam County	Yes	Yes	Yes	Yes
Brookhaven National Laboratory (Usdoe)	Upton	Yes	No	No	No
Byron Barrel & Drum	Byron Township	Yes	Yes	Yes	Yes
Carroll & Dubies Sewage Disposal	Port Jervis	Yes	Yes	Yes	Yes

Cayuga Groundwater Contamination Site	Union Springs	Yes	Insufficient Data	No	No
Circuitron Corp.	East Farmingdale	Yes	Yes	Yes	Yes
Claremont Polychemical	Old Bethpage	Yes	Yes	Yes	Yes
Colesville Municipal Landfill	Town Of Colesville	Yes	Yes	Yes	Yes
Computer Circuits	Hauppauge	Yes	Yes	Yes	No
Cortese Landfill	Vil Of Narrowsburg	Yes	Yes	Yes	Yes
Crown Cleaners Of Watertown Inc.	Carthage	Yes	No	Yes	No
Dewey Loeffel Landfill	Nassau	Insufficient Data	Yes	No	No
Diaz Chemical	Holley	Yes	Insufficient Data	No	No
Eighteenmile Creek	Lockport	No	Insufficient Data	No	No
Endicott Village Well Field	Village Of Endicott	Yes	Yes	Yes	Yes
Facet Enterprises, Inc.	Elmira	Insufficient Data	Yes	Yes	No
Forest Glen Mobile Home Subdivision	Niagara Falls	Yes	Yes	Yes	Yes
Fulton Avenue	Garden City Park	Yes	No	No	No
Gcl Tie And Treating Inc.	Village Of Sidney	Yes	Yes	Yes	No
Ge Moreau	South Glens Falls	Yes	Yes	Yes	No
General Motors (Central	Massena	Yes	No	No	No

Foundry Division)					
Genzale Plating Co.	Franklin Square	Yes	Yes	Yes	Yes
Goldisc Recordings, Inc.	Holbrook	Yes	Yes	Yes	Yes
Gowanus Canal	Brooklyn	No	Not a Groundwater Site	No	No
Griffiss Air Force Base (11 Areas)	Rome	Yes	Yes	No	No
Haviland Complex	Town Of Hyde Park	Yes	Yes	Yes	Yes
Hertel Landfill	Plattekill	Yes	Yes	Yes	Yes
Hooker (S Area)	Niagara Falls	Yes	Yes	Yes	No
Hooker Chemical & Plastics Corp./Ruco Polymer Corp.	Hicksville	Yes	Yes	Yes	Yes
Hopewell Precision	Hopewell Junction	Yes	Insufficient Data	No	No
Hudson River Pcb's	Hudson River	No	Not a Groundwater Site	No	No
Islip Municipal Sanitary Landfill	Islip	Yes	Yes	Yes	Yes
Johnstown City Landfill	Town Of Johnstown	Yes	Yes	Yes	Yes
Jones Chemicals, Inc.	Caledonia	Yes	Yes	Yes	No
Kentucky Avenue Well Field	Horseheads	Yes	Yes	No	No

Lawrence Aviation Industries, Inc.	Port Jefferson Station	Yes	Yes	Yes	Yes
Lehigh Valley Railroad	Le Roy	Insufficient Data	Insufficient Data	No	No
Li Tungsten Corp.	Glen Cove	Yes	Yes	Yes	Yes
Liberty Industrial Finishing	Farmingdale	Yes	Yes	Yes	Yes
Little Valley	Little Valley	Yes	Yes	Yes	Yes
Mackenzie Chemical Works	Central Islip	Yes	Yes	Yes	Yes
Magna Metals	Cortlandt Manor	Insufficient Data	Insufficient Data	No	No
Malta Rocket Fuel Area	Malta	Yes	Yes	Yes	No
Mattiace Petrochemical Co., Inc.	Glen Cove	Yes	Yes	Yes	No
Mercury Refining, Inc.	Colonie	Yes	Yes	Yes	Yes
Mohonk Road Industrial Plant	High Falls	Yes	Yes	Yes	Yes
Nepera Chemical Co., Inc.	Maybrook	Yes	Yes	Yes	No
New Cassel/Hicksville Ground Water Contamination	New Cassel/Hicksville	Insufficient Data	Insufficient Data	No	No
Newtown Creek	Brooklyn, Queens	No	Not a Groundwater Site	No	No
Niagara Mohawk Power	Saratoga Springs	Yes	Insufficient Data	No	No

Corp. (Saratoga Springs Plant)					
Old Bethpage Landfill	Oyster Bay	Yes	Yes	Yes	Yes
Old Roosevelt Field Contaminated Gw Area	Garden City	Yes	No	No	No
Olean Well Field	Olean	Yes	Yes	No	No
Onondaga Lake	Syracuse	No	Insufficient Data	No	No
Peninsula Boulevard Groundwater Plume	Hewlett	Yes	Insufficient Data	No	No
Plattsburgh Air Force Base	Plattsburgh	Yes	Yes	No	No
Pollution Abatement Services	Oswego	Yes	Yes	Yes	Yes
Port Washington Landfill	Port Washington	Yes	Yes	Yes	Yes
Preferred Plating Corp.	Farmingdale	Yes	Yes	Yes	Yes
Ramapo Landfill	Ramapo	Yes	Yes	Yes	Yes
Richardson Hill Road Landfill/Pond	Sidney Center	Yes	Yes	Yes	Yes
Robintech, Inc./National Pipe Co.	Town Of Vestal	Yes	Yes	Yes	No
Rosen Brothers Scrap Yard/Dump	Cortland	Yes	Yes	Yes	Yes
Rowe Industries Ground Water Contamination	Noyack/Sag Harbor	Yes	Yes	Yes	Yes

Saint-Gobain Performance Plastics	Village Of Hoosick Falls	Insufficient Data	Insufficient Data	No	No
Sarney Farm	Amenia	Yes	Yes	Yes	No
Sealand Restoration, Inc.	Lisbon	Yes	Yes	Yes	Yes
Seneca Army Depot	Romulus	Yes	Yes	No	No
Shenandoah Road Groundwater Contamination	East Fishkill	Yes	Yes	Yes	Yes
Sidney Landfill	Sidney	Yes	Yes	Yes	Yes
Sinclair Refinery	Wellsville	Yes	Yes	Yes	Yes
Smithtown Ground Water Contamination	Smithtown	Yes	Yes	Yes	Yes
Solvent Savers	Lincklaen	Yes	Yes	No	No
Stanton Cleaners Area Ground Water Contamination	Great Neck	Yes	Yes	Yes	Yes
Tri-cities Barrel Co., Inc.	Port Crane	Yes	Yes	Yes	Yes
Vestal Water Supply Well 1-1	Vestal	Yes	Yes	Yes	No
Volney Municipal Landfill	Town Of Volney	Yes	Yes	Yes	Yes
Wappinger Creek	Wappinger Falls, Town Of Wappinger, Town Of Poughkeepsie	Insufficient Data	Not a Groundwater Site	No	No
Wolff-alport Chemical Company	Ridgewood	Yes	Yes	No	No

York Oil Co.	Moira	Yes	Yes	Yes	Yes
--------------	-------	-----	-----	-----	-----

OHIO

Number of sites: 38

Ohio has the 12th most Superfund toxic waste sites in the country and the same number of Superfund toxic waste sites as one other U.S. state, territory, and Washington D.C.

Number of sites with human exposure under control: 32

Sites with insufficient data: 3

Sites with human exposure not under control: 3

Number of sites with groundwater migration under control: 27

Sites with insufficient data: 6

Sites with groundwater migration not under control: 5

Table of National Priorities List sites in Ohio:

Site Name	City	Human Exposure Under Control	Groundwater Migration Under Control	Cleanup Complete	Site-wide Ready for Anticipated Use
Allied Chemical & Ironton Coke	Ironton	Yes	Yes	Yes	Yes
Behr Dayton Thermal System Voc Plume	Dayton	Insufficient Data	Insufficient Data	No	No
Big D Campground	Kingsville	Yes	Yes	Yes	Yes
Chem-dyne	Hamilton	Yes	Yes	Yes	No
Copley Square Plaza	Copley	Yes	Yes	No	No
Donnelsville Contaminated Aquifer	Donnelsville	Insufficient Data	Insufficient Data	No	No
E.H. Schilling Landfill	Hamilton Township	Yes	Yes	Yes	Yes
East Troy Contaminated Aquifer	Troy	No	Insufficient Data	No	No
Feed Materials Production Center (Usdoe)	Fernald	Yes	Yes	Yes	Yes
Fields Brook	Ashtabula	Yes	Insufficient Data	No	No

Fultz Landfill	Jackson Township	Yes	Yes	Yes	Yes
Industrial Excess Landfill	Uniontown	Insufficient Data	Yes	Yes	Yes
Lammers Barrel Factory	Beavercreek	Yes	No	No	No
Little Scioto River	Marion County	No	No	No	No
Miami County Incinerator	Troy	Yes	Yes	Yes	Yes
Milford Contaminated Aquifer	Milford	Yes	Yes	No	No
Mound Plant (Usdoe)	Miamisburg	Yes	Yes	Yes	Yes
Nease Chemical	Salem	Yes	No	No	No
New Carlisle Landfill	New Carlisle	Yes	No	No	No
New Lyme Landfill	New Lyme	Yes	Yes	Yes	Yes
North Sanitary Landfill	Dayton	Yes	No	No	No
Old Mill	Rock Creek	Yes	Yes	Yes	Yes
Ormet Corp.	Hannibal	Yes	Yes	Yes	Yes
Peters Cartridge Factory	Kings Mills	Yes	Yes	Yes	No
Powell Road Landfill	Dayton	Yes	Yes	Yes	Yes
Pristine, Inc.	Reading	Yes	Yes	Yes	Yes
Reilly Tar & Chemical Corp. (Dover Plant)	Dover	Yes	Yes	Yes	No
Sanitary Landfill Co. (Industrial Waste Disposal Co., Inc.)	Moraine	Yes	Yes	Yes	Yes
Skinner Landfill	West Chester	Yes	Yes	Yes	Yes

South Point Plant	South Point	Yes	Yes	Yes	Yes
Summit National	Deerfield Township	Yes	Yes	Yes	Yes
Trw, Inc. (Minerva Plant)	Minerva	Yes	Insufficient Data	Yes	No
United Scrap Lead Co., Inc.	Troy	Yes	Yes	Yes	Yes
Valley Pike Vocs	Riverside	No	Insufficient Data	No	No
Van Dale Junkyard	Marietta	Yes	Yes	Yes	No
West Troy Contaminated Aquifer	Troy	Yes	Yes	No	No
Wright-patterson Air Force Base	Dayton	Yes	Yes	Yes	Yes
Zanesville Well Field	Zanesville	Yes	Yes	Yes	Yes

OKLAHOMA

Number of sites: 8

Oklahoma has the 44th most Superfund toxic waste sites in the country and the same number of Superfund toxic waste sites as one other U.S. state, territory, and Washington D.C.

Number of sites with human exposure under control: 4

Sites with insufficient data: 2

Sites with human exposure not under control: 1

Sites that are not yet designated: 1

Number of sites with groundwater migration under control: 3

Sites with insufficient data: 4

Sites with groundwater migration not under control: 0

Sites that are not yet designated: 1

Table of National Priorities List sites in Oklahoma:

Site Name	City	Human Exposure Under Control	Groundwater Migration Under Control	Cleanup Complete	Site-wide Ready for Anticipated Use
Eagle Industries	Midwest City	Insufficient Data	Insufficient Data	No	No
Hardage/Criner	Criner	Yes	Yes	Yes	No
Henryetta Iron And Metal	Henryetta	Not yet designated	Not yet designated	No	No
Hudson Refinery	Cushing	Yes	Yes	Yes	Yes
Oklahoma Refining Co.	Cyril	Yes	Insufficient Data	No	No
Tar Creek (Ottawa County)	Ottawa County	No	Insufficient Data	No	No
Tinker Air Force Base (Soldier Creek/Building 3001)	Oklahoma City	Yes	Yes	No	No
Wilcox Oil Company	Creek County	Insufficient Data	Insufficient Data	No	No

OREGON

Number of sites: 13

Oregon has the 33rd most Superfund toxic waste sites in the country and the same number of Superfund toxic waste sites as four other U.S. states, territories, and Washington D.C.

Number of sites with human exposure under control: 9

Sites with insufficient data: 2

Sites with human exposure not under control: 2

Number of sites with groundwater migration under control: 4

Sites with insufficient data: 5

Sites with groundwater migration not under control: 3

Sites that are not groundwater sites: 1

Table of National Priorities List sites in Oregon:

Site Name	City	Human Exposure Under Control	Groundwater Migration Under Control	Cleanup Complete	Site-wide Ready for Anticipated Use
Black Butte Mine	Cottage Grove	No	Insufficient Data	No	No
Formosa Mine	Riddle	Yes	Insufficient Data	No	No
Fremont National Forest/White King And Lucky Lass Uranium Mines (Usda)	Lakeview	Yes	Insufficient Data	Yes	Yes
Mccormick & Baxter Creosoting Co. (Portland Plant)	Portland	Yes	Yes	Yes	No
North Ridge Estates	Klamath Falls	Insufficient Data	Not a Groundwater Site	No	No
Northwest Pipe & Casing/Hall Process Company	Clackamas	Yes	No	Yes	No
Portland Harbor	Portland	No	No	No	No
Reynolds	Troutdale	Yes	Insufficient	Yes	Yes

Metals Company			Data		
Taylor Lumber And Treating	Sheridan	Yes	Yes	Yes	Yes
Teledyne Wah Chang	Albany	Yes	Insufficient Data	Yes	No
Umatilla Army Depot (Lagoons)	Hermiston	Insufficient Data	Yes	No	No
Union Pacific Railroad Co. Tie-treating Plant	The Dalles	Yes	Yes	Yes	No
United Chrome Products, Inc.	Corvallis	Yes	No	Yes	Yes

PENNSYLVANIA

Number of sites: 91

Pennsylvania has the 3rd most Superfund toxic waste sites of any U.S. state, territory, or Washington D.C..

Number of sites with human exposure under control: 86

Sites with insufficient data: 3

Sites with human exposure not under control: 2

Number of sites with groundwater migration under control: 77

Sites with insufficient data: 6

Sites with groundwater migration not under control: 8

Table of National Priorities List sites in Pennsylvania:

Site Name	City	Human Exposure Under Control	Groundwater Migration Under Control	Cleanup Complete	Site-wide Ready for Anticipated Use
A.I.W. Frank/Mid-county Mustang	Exton	Yes	Yes	Yes	Yes
Avco Lycoming (Williamsport Division)	Williamsport	Yes	Yes	Yes	Yes
Baghurst Drive	Harleysville	Insufficient Data	Yes	No	No
Bally Ground Water Contamination	Bally	Yes	Yes	Yes	Yes
Bell Landfill	Terry Township	Yes	Yes	Yes	Yes
Bendix Flight Systems Division	South Montrose	Yes	No	Yes	No
Berks Sand Pit	Longswamp Township	Yes	Yes	Yes	Yes
Blosenski Landfill	West Caln Township	Yes	Yes	Yes	Yes
Boarhead Farms	Bridgeton Township	Yes	Yes	Yes	Yes

Borit Asbestos	Ambler	Yes	Yes	Yes	Yes
Breslube-penn, Inc.	Coraopolis	Yes	Yes	No	No
Brown's Battery Breaking	Hamburg	Yes	Yes	Yes	Yes
Butler Mine Tunnel	Pittston Township	Yes	Yes	Yes	Yes
Butz Landfill	Stroudsburg	Yes	Yes	Yes	Yes
Centre County Kepone	State College	Yes	Yes	Yes	Yes
Chem-fab	Doylestown	Yes	Yes	No	No
Commodore Semiconductor Group	Lower Providence Township	Yes	Yes	Yes	Yes
Crater Resources, Inc./Keystone Coke Co./Alan Wood Steel Co.	Upper Merion Township	Yes	Yes	No	No
Crossley Farm	Hereford Township	Yes	Yes	No	No
Croydon Tce	Croydon Township	Yes	Yes	Yes	Yes
Cryochem, Inc.	Worman Township	Yes	Yes	Yes	Yes
Delta Quarries & Disposal, Inc./Stotler Landfill	Antis/Logan Twps	Yes	No	Yes	Yes
Douglasville Disposal	Douglasville	Yes	Yes	Yes	Yes
Drake Chemical	Lock Haven	Yes	Yes	Yes	Yes
Dublin Tce Site	Dublin Borough	Yes	No	No	No
East Mount Zion	Springettsbury Township	Yes	Yes	Yes	Yes

Eastern Diversified Metals	Hometown	Yes	Yes	Yes	Yes
Elizabethtown Landfill	Elizabethtown	Yes	Yes	No	No
Fischer & Porter Co.	Warminster	Yes	Yes	Yes	Yes
Foote Mineral Co.	East Whiteland Township	Yes	Yes	Yes	Yes
Franklin Slag Pile (Mdc)	Philadelphia	Yes	Yes	No	No
Havertown Pcp	Haverford	Yes	Yes	Yes	Yes
Heleva Landfill	North Whitehall Twp	Yes	Yes	Yes	Yes
Hellertown Manufacturing Co.	Hellertown	Yes	Yes	Yes	Yes
Henderson Road	Upper Merion Township	Yes	Yes	Yes	Yes
Hunterstown Road	Straban Township	Yes	Yes	Yes	Yes
Industrial Lane	Williams Township	Yes	Yes	Yes	Yes
Jacks Creek/Sitkin Smelting & Refining, Inc.	Maitland	Yes	Yes	Yes	Yes
Jackson Ceramix, Inc	Falls Creek	No	Yes	No	No
Keystone Sanitation Landfill	Union Township	Yes	Yes	Yes	Yes
Kimberton	East Pikeland Township	Yes	Yes	Yes	Yes
Letterkenny Army Depot (Pdo Area)	Franklin County	Yes	Insufficient Data	No	No
Letterkenny Army Depot (Se Area)	Chambersburg	Yes	Yes	No	No

Lindane Dump	Harrison Township	Yes	Yes	Yes	Yes
Lord-shope Landfill	Girard Township	Yes	Yes	Yes	Yes
Lower Darby Creek Area	Darby Twp	No	Yes	No	No
Malvern Tce	Malvern	Yes	Insufficient Data	Yes	Yes
Metal Bank	Philadelphia	Yes	Yes	Yes	Yes
Metro Container Corporation	Trainer	Insufficient Data	Insufficient Data	No	No
Mill Creek Dump	Erie	Yes	Yes	Yes	Yes
Modern Sanitation Landfill	Lower Windsor Twp	Yes	Yes	Yes	Yes
Mw Manufacturing	Valley Township	Yes	Yes	Yes	Yes
Naval Air Development Center (8 Waste Areas)	Warminster Township	Yes	No	Yes	No
Navy Ships Parts Control Center	Mechanicsburg	Yes	Yes	No	No
North Penn - Area 1	Souderton	Yes	Insufficient Data	Yes	Yes
North Penn - Area 12	Worcester	Yes	Yes	Yes	Yes
North Penn - Area 2	Hatfield	Yes	Yes	Yes	Yes
North Penn - Area 5	Montgomery Township	Insufficient Data	No	No	No
North Penn - Area 6	Lansdale	Yes	Insufficient Data	No	No
North Penn - Area 7	North Wales	Yes	Yes	No	No

Novak Sanitary Landfill	South Whitehall Township	Yes	Yes	Yes	Yes
Occidental Chemical Corp./Firestone Tire & Rubber Co.	Lower Pottsgrove Township	Yes	Yes	Yes	Yes
Ohio River Park	Neville Island	Yes	Yes	Yes	Yes
Old City Of York Landfill	Seven Valleys	Yes	Yes	Yes	Yes
Old Wilmington Road Gw Contamination	Sadsburyville	Yes	Yes	No	No
Osborne Landfill	Grove City	Yes	Yes	Yes	Yes
Palmerton Zinc Pile	Palmerton	Yes	No	No	No
Paoli Rail Yard	Paoli	Yes	Yes	Yes	Yes
Price Battery Lead Smelter	Hamburg	Yes	Yes	No	No
Raymark	Hatboro	Yes	Yes	Yes	Yes
Revere Chemical Co.	Nockamixon Township	Yes	Yes	Yes	Yes
Rodale Manufacturing Co., Inc.	Emmaus Borough	Yes	Yes	Yes	Yes
Ryeland Road Arsenic Site	Heidelberg Twp	Yes	Yes	No	No
Saegertown Industrial Area	Saegertown	Yes	Yes	Yes	Yes
Safety Light Corporation	Bloomsburg	Yes	Yes	No	No
Salford Quarry	Lower Salford Township	Yes	Insufficient Data	No	No
Sharon Steel Corp (Farrell Works Disposal Area)	Hermitage	Yes	Yes	No	No

Shriver's Corner	Straban Township	Yes	Yes	Yes	Yes
Stanley Kessler	King Of Prussia	Yes	Yes	Yes	Yes
Tobyhanna Army Depot	Tobyhanna	Yes	Yes	Yes	Yes
Tonolli Corp.	Nesquehoning	Yes	Yes	Yes	Yes
Tysons Dump	Upper Merion Twp	Yes	Yes	Yes	Yes
Ugi Columbia Gas Plant	Columbia	Yes	Yes	Yes	Yes
Valmont Tce Site (Former - Valmont Industrial Park)	West Hazleton	Yes	Yes	Yes	Yes
Walsh Landfill	Honeybrook Township	Yes	Yes	Yes	Yes
Watson Johnson Landfill	Richland Township	Yes	Yes	Yes	No
Westinghouse Electric Corp. (Sharon Plant)	Sharon	Yes	No	Yes	Yes
Westinghouse Elevator Co. Plant	Gettysburg	Yes	Yes	Yes	Yes
Whitmoyer Laboratories	Jackson Township	Yes	Yes	Yes	Yes
William Dick Lagoons	West Caln Township	Yes	Yes	No	No
Willow Grove Naval Air And Air Reserve Station	Horsham	Yes	No	No	No

PUERTO RICO

Number of sites: 18

Puerto Rico has the 23rd most Superfund toxic waste sites in the country and the same number of Superfund toxic waste sites as one other U.S. state, territory, and Washington D.C.

Number of sites with human exposure under control: 14

Sites with insufficient data: 3

Sites with human exposure not under control: 1

Number of sites with groundwater migration under control: 7

Sites with insufficient data: 6

Sites with groundwater migration not under control: 5

Table of National Priorities List sites in Puerto Rico:

Site Name	City	Human Exposure Under Control	Groundwater Migration Under Control	Cleanup Complete	Site-wide Ready for Anticipated Use
Atlantic Fleet Weapons Training Area	Vieques	No	Insufficient Data	No	No
Cabo Rojo Ground Water Contamination	Cabo Rojo	Yes	No	No	No
Cidra Groundwater Contamination	Cidra	Yes	No	No	No
Corozal Well	Corozal	Yes	Yes	Yes	Yes
Dorado Ground Water Contamination	Dorado	Insufficient Data	Insufficient Data	No	No
Fibers Public Supply Wells	Jobos	Yes	Yes	Yes	Yes
Juncos Landfill	Juncos	Yes	Yes	Yes	Yes
Maunabo Urbano Public Wells	Maunabo	Yes	No	No	No
Papelera Puertorriquena, Inc.	Utua	Yes	No	No	No
Pesticide Warehouse I	Arecibo	Yes	Insufficient Data	No	No

Pesticide Warehouse Iii	Manati	Yes	Insufficient Data	No	No
Proteco	Penuelas	Insufficient Data	Insufficient Data	No	No
San German Ground Water Contamination	San German	Yes	No	No	No
Scorpio Recycling, Inc.	Candeleria Ward	Yes	Yes	No	No
The Battery Recycling Company	Arecibo	Insufficient Data	Insufficient Data	No	No
Upjohn Facility	Barceloneta	Yes	Yes	Yes	Yes
Vega Alta Public Supply Wells	Vega Alta	Yes	Yes	Yes	Yes
Vega Baja Solid Waste Disposal	Rio Abajo Ward	Yes	Yes	Yes	Yes

RHODE ISLAND

Number of sites: 12

Rhode Island has the 38th most Superfund toxic waste sites in the country and the same number of Superfund toxic waste sites as four other U.S. states, territories, and Washington D.C.

Number of sites with human exposure under control: 11

Sites with insufficient data: 0

Sites with human exposure not under control: 1

Number of sites with groundwater migration under control: 10

Sites with insufficient data: 2

Sites with groundwater migration not under control: 0

Table of National Priorities List sites in Rhode Island:

Site Name	City	Human Exposure Under Control	Groundwater Migration Under Control	Cleanup Complete	Site-wide Ready for Anticipated Use
Central Landfill	Johnston	Yes	Yes	Yes	Yes
Centredale Manor Restoration Project	North Providence	No	Yes	No	No
Davis Liquid Waste	Smithfield	Yes	Yes	No	No
Davisville Naval Construction Battalion Center	North Kingstown	Yes	Yes	No	No
Landfill & Resource Recovery, Inc. (L&Rr)	North Smithfield	Yes	Insufficient Data	Yes	No
Newport Naval Education & Training Center	Newport	Yes	Insufficient Data	No	No
Peterson/Puritan, Inc.	Lincoln/Cumberland	Yes	Yes	No	No
Picillo Farm	Coventry	Yes	Yes	Yes	Yes
Rose Hill Regional Landfill	South Kingstown	Yes	Yes	Yes	Yes

Stamina Mills	North Smithfield (Forestdale)	Yes	Yes	Yes	Yes
West Kingston Town Dump/Uri Disposal Area	South Kingstown	Yes	Yes	Yes	Yes
Western Sand & Gravel	Burrillville	Yes	Yes	Yes	Yes

SOUTH CAROLINA

Number of sites: 27

South Carolina has the 17th most Superfund toxic waste sites of any U.S. state, territory, or Washington D.C.

Number of sites with human exposure under control: 23

Sites with insufficient data: 3

Sites with human exposure not under control: 0

Sites that are not yet designated: 1

Number of sites with groundwater migration under control: 18

Sites with insufficient data: 4

Sites with groundwater migration not under control: 3

Sites that are not groundwater sites: 1

Sites that are not yet designated: 1

Table of National Priorities List sites in South Carolina:

Site Name	City	Human Exposure Under Control	Groundwater Migration Under Control	Cleanup Complete	Site-wide Ready for Anticipated Use
Aqua-Tech Environmental Inc (Groce Labs)	Greer	Yes	Yes	Yes	Yes
Barite Hill/Nevada Goldfields	Mccormick	Insufficient Data	Insufficient Data	No	No
Beaunit Corp. (Circular Knit & Dyeing Plant)	Fountain Inn	Yes	Not a Groundwater Site	Yes	Yes
Brewer Gold Mine	Jefferson	Yes	Insufficient Data	No	No
Burlington Industries Cheraw	Cheraw	Insufficient Data	Insufficient Data	No	No
Carolawn, Inc.	Fort Lawn	Yes	Yes	Yes	No
Clearwater Finishing	Clearwater	Not yet designated	Not yet designated	No	No
Elmore Waste Disposal	Greer	Yes	Yes	Yes	No
Helena	Fairfax	Yes	Yes	Yes	No

Chemical Co. Landfill					
Kalama Specialty Chemicals	Beaufort	Yes	Yes	Yes	No
Koppers Co., Inc. (Charleston Plant)	Charleston	Yes	Yes	Yes	Yes
Leonard Chemical Co., Inc.	Rock Hill	Yes	No	No	No
Lexington County Landfill Area	Cayce	Yes	Yes	Yes	Yes
Macalloy Corporation	North Charleston	Yes	Yes	Yes	Yes
Medley Farm Drum Dump	Gaffney	Yes	Yes	Yes	Yes
Palmetto Wood Preserving	Dixiana	Yes	Yes	Yes	No
Para-chem Southern, Inc.	Simpsonville	Yes	Yes	Yes	No
Parris Island Marine Corps Recruit Depot	Parris Island	Insufficient Data	No	No	No
Rock Hill Chemical Co.	Rock Hill	Yes	Yes	Yes	No
Sangamo Weston, Inc./Twelve-mile Creek/Lake Hartwell Pcb Contamination	Pickens	Yes	Yes	Yes	Yes
Savannah River Site (Usdoe)	Aiken	Yes	No	No	No
Scrudi Bluff Road	Columbia	Yes	Yes	Yes	No
Scrudi Dixiana	Cayce	Yes	Yes	Yes	No
Shuron Inc.	Barnwell	Yes	Yes	Yes	Yes
Townsend Saw Chain Co.	Pontiac	Yes	Yes	Yes	Yes

Us Finishing/Cone Mills	Greenville	Yes	Insufficient Data	No	No
Wamchem, Inc.	Burton	Yes	Yes	Yes	No

SOUTH DAKOTA

Number of sites: 2

South Dakota has the 49th most Superfund toxic waste sites in the country and the same number of Superfund toxic waste sites as one other U.S. state, territory, and Washington D.C.

Number of sites with human exposure under control: 1

Sites with insufficient data: 0

Sites with human exposure not under control: 1

Number of sites with groundwater migration under control: 1

Sites with insufficient data: 0

Sites with groundwater migration not under control: 1

Table of National Priorities List sites in South Dakota:

Site Name	City	Human Exposure Under Control	Groundwater Migration Under Control	Cleanup Complete	Site-wide Ready for Anticipated Use
Ellsworth Air Force Base	Ellsworth Afb	No	No	Yes	Yes
Gilt Edge Mine	Lead	Yes	Yes	No	No

TENNESSEE

Number of sites: 18

Tennessee has the 23rd most Superfund toxic waste sites in the country and the same number of Superfund toxic waste sites as one other U.S. state, territory, and Washington D.C.

Number of sites with human exposure under control: 17

Sites with insufficient data: 0

Sites with human exposure not under control: 1

Number of sites with groundwater migration under control: 11

Sites with insufficient data: 5

Sites with groundwater migration not under control: 2

Table of National Priorities List sites in Tennessee:

Site Name	City	Human Exposure Under Control	Groundwater Migration Under Control	Cleanup Complete	Site-wide Ready for Anticipated Use
Alamo Contaminated Ground Water	Alamo	Yes	Yes	No	No
American Creosote Works, Inc. (Jackson Plant)	Jackson	Yes	Yes	Yes	No
Arlington Blending & Packaging	Arlington	Yes	Yes	Yes	Yes
Carrier Air Conditioning Co.	Collierville	Yes	Yes	Yes	No
Clinch River Corporation	Harriman	Yes	Yes	No	No
Former Custom Cleaners	Memphis	Yes	Insufficient Data	No	No
Mallory Capacitor Co.	Waynesboro	Yes	Yes	Yes	Yes
Memphis Defense Depot (Dla)	Memphis	Yes	Yes	Yes	Yes
Milan Army Ammunition Plant	Milan	Yes	Yes	Yes	Yes

Murray-ohio Dump	Lawrenceburg	Yes	Yes	Yes	No
Oak Ridge Reservation (Usdoe)	Oak Ridge	Yes	No	No	No
Ross Metals Inc.	Rossville	Yes	Yes	Yes	Yes
Smalley-piper	Collierville	Yes	Insufficient Data	No	No
Smokey Mountain Smelters	Knoxville	Yes	Insufficient Data	No	No
Southside Chattanooga Lead	Chattanooga	No	Insufficient Data	No	No
Velsicol Chemical Corp. (Hardeman County)	Toone	Yes	No	Yes	No
Walker Machine Products, Inc.	Collierville	Yes	Yes	No	No
Wrigley Charcoal Plant	Wrigley	Yes	Insufficient Data	No	No

TEXAS

Number of sites: 55

Texas has the 6th most Superfund toxic waste sites of any U.S. state, territory, or Washington D.C.

Number of sites with human exposure under control: 43

Sites with insufficient data: 7

Sites with human exposure not under control: 5

Number of sites with groundwater migration under control: 37

Sites with insufficient data: 6

Sites with groundwater migration not under control: 10

Sites that are not groundwater sites: 2

Table of National Priorities List sites in Texas:

Site Name	City	Human Exposure Under Control	Groundwater Migration Under Control	Cleanup Complete	Site-wide Ready for Anticipated Use
Air Force Plant #4 (General Dynamics)	Fort Worth	Yes	Yes	Yes	Yes
Alcoa (Point Comfort)/Lavaca Bay	Point Comfort	Yes	Yes	Yes	Yes
Bandera Road Ground Water Plume	San Antonio	No	Yes	No	No
Brine Service Company	Corpus Christi	Yes	No	No	No
Circle Court Ground Water Plume	Willow Park	Yes	No	No	No
City Of Perryton Well No. 2	Perryton	Yes	Yes	Yes	Yes
Conroe Creosoting Co.	Conroe	Yes	Yes	Yes	Yes
Crystal Chemical Co.	Houston	Yes	Yes	Yes	Yes
Delfasco Forge	Grand Prairie	Insufficient Data	No	No	No
Donna	Donna	No	Not a	No	No

Reservoir And Canal System			Groundwater Site		
East 67th Street Ground Water Plume	Odessa	Yes	No	No	No
Eldorado Chemical Co., Inc.	Live Oak	Yes	Yes	No	No
Falcon Refinery	Ingleside	Yes	Yes	No	No
French, Ltd.	Crosby	Yes	Yes	Yes	No
Garland Creosoting	Longview	Yes	Yes	Yes	Yes
Geneva Industries/Fuhrmann Energy	Houston	Yes	Yes	Yes	Yes
Gulfc0 Marine Maintenance	Freeport	Yes	Yes	Yes	Yes
Hart Creosoting Company	Jasper	Yes	Yes	Yes	Yes
Highlands Acid Pit	Highlands	Yes	Yes	Yes	Yes
Highway 18 Ground Water	Kermit	Insufficient Data	Insufficient Data	No	No
Jasper Creosoting Company Inc.	Jasper	Yes	Yes	Yes	Yes
Jones Road Ground Water Plume	Houston	No	Insufficient Data	No	No
Koppers Co., Inc. (Texarkana Plant)	Texarkana	Yes	Yes	Yes	No
Lane Plating Works, Inc	Dallas	Yes	Insufficient Data	No	No
Lone Star Army Ammunition Plant	Texarkana	Yes	Yes	Yes	Yes
Longhorn Army Ammunition Plant	Karnack	Insufficient Data	Insufficient Data	No	No
Main Street	Burnet	Insufficient	Yes	No	No

Ground Water Plume		Data			
Malone Service Co - Swan Lake Plant	Texas City	Yes	Yes	Yes	Yes
Many Diversified Interests, Inc.	Houston	Yes	Yes	Yes	Yes
Midessa Ground Water Plume	Midland	Yes	No	No	No
Motco, Inc.	La Marque	Yes	Yes	Yes	Yes
North Cavalcade Street	Houston	Yes	Yes	Yes	No
North East 2nd Street Site	Happy	Yes	Yes	No	No
Odessa Chromium #1	Odessa	No	No	Yes	Yes
Pantex Plant (Usdoe)	Pantex Village	Yes	Yes	Yes	Yes
Patrick Bayou	Deer Park	Yes	Yes	No	No
Petro-chemical Systems, Inc. (Turtle Bayou)	Liberty	Yes	Yes	Yes	No
River City Metal Finishing	San Antonio	Insufficient Data	Insufficient Data	No	No
Rockwool Industries Inc.	Bell County	Yes	Yes	Yes	Yes
Rsr Corporation	Dallas	Yes	Yes	Yes	No
San Jacinto River Waste Pits	Channelview	Yes	Yes	No	No
Sandy Beach Road Ground Water Plume	Pelican Bay	Yes	No	No	No
Sheridan Disposal Services	Hempstead	Yes	Yes	Yes	Yes
Sikes Disposal Pits	Crosby	Yes	Yes	Yes	Yes

Sol Lynn/Industrial Transformers	Houston	Insufficient Data	No	Yes	Yes
South Cavalcade Street	Houston	Yes	Yes	Yes	Yes
Sprague Road Ground Water Plume	Odessa	Yes	Yes	Yes	No
Star Lake Canal	Port Neches	Yes	Not a Groundwater Site	No	No
State Road 114 Groundwater Plume	Levelland	Yes	Yes	Yes	No
Tex-tin Corp.	Texas City	Yes	Yes	Yes	Yes
Texarkana Wood Preserving Co.	Texarkana	Yes	Yes	Yes	Yes
United Creosoting Co.	Conroe	Yes	Yes	Yes	Yes
Us Oil Recovery	Pasadena	Insufficient Data	Insufficient Data	No	No
Van Der Horst Usa Corporation	Terrell	Yes	No	No	No
West County Road 112 Ground Water	Midland	No	No	No	No

U.S. VIRGIN ISLANDS

Number of sites: 1

The U.S. Virgin Islands have the 53rd most Superfund toxic waste sites in the country and the same number of Superfund toxic waste sites as three other U.S. states, territories, and Washington D.C.

Number of sites with human exposure under control: 1

Sites with insufficient data: 0

Sites with human exposure not under control: 0

Number of sites with groundwater migration under control: 0

Sites with insufficient data: 0

Sites with groundwater migration not under control: 1

Table of National Priorities List sites in the U.S. Virgin Islands:

Site Name	City	Human Exposure Under Control	Groundwater Migration Under Control	Cleanup Complete	Site-wide Ready for Anticipated Use
Tutu Wellfield	Tutu	Yes	No	Yes	No

UTAH

Number of sites: 12

Utah has the 38th most Superfund toxic waste sites in the country and the same number of Superfund toxic waste sites as four other U.S. states, territories, and Washington D.C.

Number of sites with human exposure under control: 8

Sites with insufficient data: 0

Sites with human exposure not under control: 4

Number of sites with groundwater migration under control: 6

Sites with insufficient data: 2

Sites with groundwater migration not under control: 3

Sites that are not groundwater sites: 1

Table of National Priorities List sites in Utah:

Site Name	City	Human Exposure Under Control	Groundwater Migration Under Control	Cleanup Complete	Site-wide Ready for Anticipated Use
700 South 1600 East PCE Plume	Salt Lake City	No	Insufficient Data	No	No
Bountiful/Woods Cross 5th S. Pce Plume	Bountiful	Yes	Insufficient Data	No	No
Five Points PCE Plume	Woods Cross/Bountiful	Yes	No	No	No
Hill Air Force Base	Hill Afb	No	Yes	No	No
Jacobs Smelter	Stockton	No	Not a Groundwater Site	No	No
Monticello Mill Tailings (Usdoe)	Monticello	Yes	Yes	Yes	Yes
Ogden Defense Depot (Dla)	Ogden	Yes	Yes	Yes	Yes
Portland Cement (Kiln Dust 2 & 3)	Salt Lake City	Yes	Yes	Yes	Yes

Tooele Army Depot (North Area)	Tooele	Yes	No	No	No
Us Magnesium	Tooele County	No	No	No	No
Utah Power & Light/American Barrel Co.	Salt Lake City	Yes	Yes	Yes	Yes
Wasatch Chemical Co. (Lot 6)	Salt Lake City	Yes	Yes	Yes	Yes

VERMONT

Number of sites: 12

Vermont has the 38th most Superfund toxic waste sites in the country and the same number of Superfund toxic waste sites as four other U.S. states, territories, and Washington D.C.

Number of sites with human exposure under control: 10

Sites with insufficient data: 2

Sites with human exposure not under control: 0

Number of sites with groundwater migration under control: 9

Sites with insufficient data: 3

Sites with groundwater migration not under control: 0

Table of National Priorities List sites in Vermont:

Site Name	City	Human Exposure Under Control	Groundwater Migration Under Control	Cleanup Complete	Site-wide Ready for Anticipated Use
Bennington Municipal Sanitary Landfill	Bennington	Yes	Yes	Yes	Yes
Bfi Sanitary Landfill (Rockingham)	Rockingham	Yes	Yes	Yes	Yes
Burgess Brothers Landfill	Woodford	Yes	Yes	Yes	Yes
Commerce Street Plume	Williston	Yes	Yes	No	No
Elizabeth Mine	Strafford	Yes	Yes	No	No
Ely Copper Mine	Vershire	Yes	Insufficient Data	No	No
Jard Company, Inc.	Bennington	Insufficient Data	Insufficient Data	No	No
Old Springfield Landfill	Springfield	Yes	Yes	Yes	Yes

Parker Sanitary Landfill	Lyndon	Yes	Yes	Yes	Yes
Pike Hill Copper Mine	Corinth	Insufficient Data	Insufficient Data	No	No
Pine Street Canal	Burlington	Yes	Yes	Yes	Yes
Pownal Tannery	Pownal	Yes	Yes	Yes	Yes

VIRGINIA

Number of sites: 30

Virginia has the 16th most Superfund toxic waste sites of any U.S. state, territory, or Washington D.C.

Number of sites with human exposure under control: 26

Sites with insufficient data: 1

Sites with human exposure not under control: 3

Number of sites with groundwater migration under control: 16

Sites with insufficient data: 11

Sites with groundwater migration not under control: 3

Table of National Priorities List sites in Virginia:

Site Name	City	Human Exposure Under Control	Groundwater Migration Under Control	Cleanup Complete	Site-wide Ready for Anticipated Use
Abex Corp.	Portsmouth	Yes	Yes	No	No
Arrowhead Associates, Inc./Scovill Corp.	Montross	Yes	Yes	Yes	No
Atlantic Wood Industries, Inc.	Portsmouth	No	Yes	No	No
Avtex Fibers, Inc.	Front Royal	Yes	Yes	Yes	Yes
Buckingham County Landfill	Buckingham	Yes	Yes	Yes	No
C & R Battery Co., Inc.	Chesterfield County	Yes	Yes	Yes	Yes
Chisman Creek	York County	Yes	Yes	Yes	Yes
Culpeper Wood Preservers, Inc.	Culpeper	No	Insufficient Data	No	No
Defense General Supply Center (Dla)	Chesterfield County	Yes	Yes	No	No
Former Nansemond Ordnance Depot	Suffolk	Yes	Insufficient Data	No	No

Fort Eustis (Us Army)	Newport News	Yes	Insufficient Data	No	No
Greenwood Chemical Co.	Newtown	Yes	Yes	Yes	Yes
H & H Inc., Burn Pit	Farrington	Yes	Yes	Yes	Yes
Hidden Lane Landfill	Sterling	Yes	Yes	No	No
Kim-stan Landfill	Selma	Yes	Yes	Yes	Yes
L.A. Clarke & Son	Spotsylvania	Yes	No	No	No
Langley Air Force Base/Nasa Langley Research Center	Hampton	Yes	Insufficient Data	No	No
Marine Corps Combat Development Command	Quantico	Yes	Insufficient Data	No	No
Naval Amphibious Base Little Creek	Virginia Beach	Yes	Yes	Yes	Yes
Naval Surface Warfare Center - Dahlgren	Dahlgren	Yes	Insufficient Data	No	No
Naval Weapons Station - Yorktown	Yorktown	Yes	Insufficient Data	No	No
Norfolk Naval Base (Sewells Point Naval Complex)	Norfolk	Yes	Insufficient Data	Yes	Yes
Norfolk Naval Shipyard	Portsmouth	Yes	Insufficient Data	No	No
Nws Yorktown - Cheatham Annex	Yorktown	Insufficient Data	Insufficient Data	No	No
Peck Iron And	Portsmouth	No	No	No	No

Metal					
Rentokil, Inc. (Virginia Wood Preserving Division)	Richmond	Yes	Yes	Yes	Yes
Saltville Waste Disposal Ponds	Saltville	Yes	No	No	No
Saunders Supply Co.	Chuckatuck	Yes	Yes	Yes	Yes
St. Juliens Creek Annex (U.S. Navy)	Chesapeake	Yes	Insufficient Data	Yes	Yes
U.S. Titanium	Piney River	Yes	Yes	Yes	Yes

WASHINGTON

Number of sites: 46

Washington has the 8th most Superfund toxic waste sites of any U.S. state, territory, or Washington D.C.

Number of sites with human exposure under control: 33

Sites with insufficient data: 4

Sites with human exposure not under control: 9

Number of sites with groundwater migration under control: 28

Sites with insufficient data: 6

Sites with groundwater migration not under control: 11

Sites that are not groundwater sites: 1

Table of National Priorities List sites in Washington:

Site Name	City	Human Exposure Under Control	Groundwater Migration Under Control	Cleanup Complete	Site-wide Ready for Anticipated Use
American Lake Gardens/Mcchord AFB	Tacoma	Yes	Yes	Yes	Yes
Bangor Naval Submarine Base	Silverdale	Yes	Yes	Yes	Yes
Bangor Ordnance Disposal (USNavy)	Bremerton	Yes	Yes	Yes	Yes
Boomsnub/Airco	Vancouver	Yes	Yes	No	No
Bremerton Gasworks	Bremerton	No	No	No	No
Centralia Municipal Landfill	Centralia	Yes	Yes	Yes	Yes
Colbert Landfill	Spokane	Yes	Yes	Yes	No
Commencement Bay, Near Shore/Tide Flats	Tacoma	No	Insufficient Data	No	No
Commencement	Tacoma	Yes	Yes	Yes	No

t Bay, South Tacoma Channel					
Fairchild Air Force Base (4 Waste Areas)	Spokane	Yes	Insufficient Data	No	No
Fmc Corp. (Yakima)	Yakima	Yes	Yes	Yes	Yes
Fort Lewis Logistics Center	Tillicum	Yes	Yes	Yes	Yes
General Electric Co. (Spokane Apparatus Service Shop)	Spokane	Yes	Yes	Yes	Yes
Grain Handling Facility At Freeman	Freeman	Yes	No	No	No
Greenacres Landfill	Spokane County	Yes	Yes	Yes	Yes
Hamilton/Labre Roads Gw Contamination	Chehalis	No	No	No	No
Hanford 100-area (USDOE)	Benton County	Yes	No	No	No
Hanford 200-area (Usdoe)	Benton County	Yes	No	No	No
Hanford 300-area (Usdoe)	Benton County	Yes	Yes	No	No
Harbor Island (Lead)	Seattle	No	Yes	No	No
Hidden Valley Landfill (Thun Field)	Pierce County	Yes	Yes	Yes	Yes
Jackson Park Housing Complex (USNavy)	Kitsap County	Yes	Yes	No	No
Kaiser Aluminum (Mead Works)	Mead	Yes	Yes	No	No
Lakewood	Lakewood	Yes	Yes	Yes	Yes

Lockheed West Seattle	Seattle	Yes	Not a Groundwater Site	No	No
Lower Duwamish Waterway	Seattle	No	No	No	No
Makah Reservation Warmhouse Beach Dump	Neah Bay	Insufficient Data	Yes	No	No
Mica Landfill	Mica	Yes	Yes	Yes	Yes
Midnite Mine	Wellpinit	Insufficient Data	Insufficient Data	No	No
Midway Landfill	Kent	Yes	Yes	Yes	Yes
Moses Lake Wellfield Contamination	Moses Lake	Insufficient Data	Insufficient Data	No	No
Naval Air Station, Whidbey Island (Ault Field)	Whidbey Island	Yes	No	Yes	Yes
Naval Undersea Warfare Engineering Station (4 Waste Areas)	Keyport	Insufficient Data	No	Yes	No
North Market Street	Spokane	Yes	Yes	Yes	Yes
Oeser Co.	Bellingham	Yes	Yes	Yes	No
Old Navy Dump/Manchester Laboratory (Usepa/Noaa)	Manchester	Yes	Yes	Yes	Yes
Pacific Car & Foundry Co.	Renton	Yes	Yes	Yes	No
Pacific Sound Resources	Seattle	Yes	Yes	Yes	Yes
Palermo Well Field Ground Water Contamination	Tumwater	No	Insufficient Data	Yes	No
Pasco Sanitary	Pasco	Yes	Yes	No	No

Landfill					
Puget Sound Naval Shipyard Complex	Bremerton	No	Insufficient Data	Yes	No
Queen City Farms	Maple Valley	Yes	Yes	Yes	Yes
Quendall Terminals	Renton	No	No	No	No
Seattle Municipal Landfill (Kent Highlands)	Kent	Yes	No	Yes	Yes
Western Processing Co., Inc.	Kent	Yes	Yes	Yes	No
Wyckoff Co./Eagle Harbor	Bainbridge Island	No	No	No	No

WEST VIRGINIA

Number of sites: 10

West Virginia has the 40th most Superfund toxic waste sites of any U.S. state, territory, or Washington D.C.

Number of sites with human exposure under control: 7

Sites with insufficient data: 3

Sites with human exposure not under control: 0

Number of sites with groundwater migration under control: 5

Sites with insufficient data: 3

Sites with groundwater migration not under control: 2

Table of National Priorities List sites in West Virginia:

Site Name	City	Human Exposure Under Control	Groundwater Migration Under Control	Cleanup Complete	Site-wide Ready for Anticipated Use
Allegany Ballistics Laboratory (USNavy)	Mineral County	Yes	Yes	No	No
Big John Salvage - Hoult Road	Fairmont	Yes	No	No	No
Fike Chemical, Inc.	Nitro	Yes	Insufficient Data	No	No
Hanlin-Allied-olin	Moundsville	Insufficient Data	No	No	No
North 25th Street Glass And Zinc	Clarksburg	Insufficient Data	Insufficient Data	No	No
Ravenswood Pce	Ravenswood	Yes	Yes	Yes	Yes
Shaffer Equipment/Arbuckle Creek Area	Minden	Insufficient Data	Insufficient Data	No	No
Sharon Steel Corp (Fairmont Coke Works)	Fairmont	Yes	Yes	No	No
Vienna	Vienna	Yes	Yes	Yes	Yes

Tetrachloroethene					
West Virginia Ordnance (USArmy)	Point Pleasant	Yes	Yes	No	No

WISCONSIN

Number of sites: 35

Wisconsin has the 13th most Superfund toxic waste sites of any U.S. state, territory, or Washington D.C.

Number of sites with human exposure under control: 33

Sites with insufficient data: 0

Sites with human exposure not under control: 2

Number of sites with groundwater migration under control: 31

Sites with insufficient data: 3

Sites with groundwater migration not under control: 0

Sites that are not groundwater sites: 1

Table of National Priorities List sites in Wisconsin:

Site Name	City	Human Exposure Under Control	Groundwater Migration Under Control	Cleanup Complete	Site-wide Ready for Anticipated Use
Algoma Municipal Landfill	Algoma	Yes	Yes	Yes	Yes
Amcast Industrial Corporation	Cedarburg	No	Insufficient Data	No	No
Ashland/Northern States Power Lakefront	Ashland	Yes	Yes	Yes	No
Better Brite Plating Co. Chrome And Zinc Shops	De Pere	Yes	Yes	Yes	Yes
City Disposal Corp. Landfill	Dunn	Yes	Yes	Yes	Yes
Delavan Municipal Well #4	Delavan	Yes	Yes	Yes	Yes
Hagen Farm	Stoughton	Yes	Yes	Yes	Yes
Hechimovich Sanitary Landfill	Williamstown	Yes	Insufficient Data	Yes	No
Hunts Disposal	Caledonia	Yes	Yes	Yes	Yes

Landfill					
Janesville Ash Beds	Janesville	Yes	Yes	Yes	Yes
Janesville Old Landfill	Janesville	Yes	Yes	Yes	Yes
Kohler Co. Landfill	Kohler	Yes	Yes	Yes	Yes
Lauer I Sanitary Landfill	Menomonee Falls	Yes	Yes	Yes	Yes
Lemberger Landfill, Inc.	Whitelaw	Yes	Yes	Yes	Yes
Lemberger Transport & Recycling	Franklin Township	Yes	Yes	Yes	Yes
Madison Metropolitan Sewerage District Lagoons	Bloomington Grove	Yes	Not a Groundwater Site	Yes	Yes
Master Disposal Service Landfill	Brookfield	Yes	Yes	Yes	Yes
Mid-state Disposal, Inc. Landfill	Cleveland Township	Yes	Yes	Yes	Yes
Moss-american Co., Inc. (Kerr-Mcgee Oil Co.)	Milwaukee	Yes	Yes	Yes	Yes
Muskego Sanitary Landfill	Muskego	Yes	Yes	Yes	Yes
N.W. Mauthe Co., Inc.	Appleton	Yes	Yes	Yes	Yes
National Presto Industries, Inc.	Eau Claire	Yes	Yes	Yes	Yes
Oconomowoc Electroplating Co., Inc.	Ashippun	Yes	Yes	Yes	Yes
Onalaska Municipal Landfill	Onalaska	Yes	Yes	Yes	No
Penta Wood	Daniels	Yes	Yes	Yes	Yes

Products					
Refuse Hideaway Landfill	Middleton	Yes	Yes	Yes	Yes
Ripon City Landfill	Fond Du Lac County	Yes	Insufficient Data	Yes	No
Sauk County Landfill	Excelsior	Yes	Yes	Yes	Yes
Schmalz Dump	Harrison	Yes	Yes	Yes	Yes
Sheboygan Harbor & River	Sheboygan	No	Yes	Yes	No
Spickler Landfill	Spencer	Yes	Yes	Yes	Yes
Stoughton City Landfill	Stoughton	Yes	Yes	Yes	Yes
Tomah Municipal Sanitary Landfill	Tomah	Yes	Yes	Yes	Yes
Waste Management Of Wisconsin, Inc. (Brookfield Sanitary Landfill)	Brookfield	Yes	Yes	Yes	No
Wausau Ground Water Contamination	Wausau	Yes	Yes	Yes	No

WYOMING

Number of sites: 1

Wyoming has the 53rd most Superfund toxic waste sites in the country and the same number of Superfund toxic waste sites as three other U.S. states, territories, and Washington D.C.

Number of sites with human exposure under control: 1

Sites with insufficient data: 0

Sites with human exposure not under control: 0

Number of sites with groundwater migration under control: 1

Sites with insufficient data: 0

Sites with groundwater migration not under control: 0

Table of National Priorities List sites in Wyoming:

Site Name	City	Human Exposure Under Control	Groundwater Migration Under Control	Cleanup Complete	Site-wide Ready for Anticipated Use
F.E. Warren Air Force Base	Cheyenne	Yes	Yes	No	No

Notes

¹ U.S. Environmental Protection Agency, *What Is Superfund?*, November 30, 2018. Archived on January 31, 2021 at <https://web.archive.org/web/20210131230147/https://www.epa.gov/superfund/what-superfund>.

² Hazardous chemicals known to humankind: Carter, Jacob, and Casey Kalman, *A Toxic Relationship Extreme Coastal Flooding and Superfund Sites*, Ucsusa.org, p. 3, July 28, 2020, archived on December 8, 2020 at <https://web.archive.org/web/20210131223700/https://www.ucsusa.org/sites/default/files/2020-07/a-toxic-relationship.pdf>.

³ "Superfund's role in cleaning up these sites: U.S. Environmental Protection Agency, *Superfund History*, July 20, 2020, archived January 31, 2021, at <https://web.archive.org/web/20210131231619/https://www.epa.gov/superfund/superfund-history#:~:text=Since%201980,%20EPA's%20Superfund%20program,and%20nationally%20significant%20environmental%20emergencies>.

⁴ U.S. Government Accountability Office, *SUPERFUND Trends in Federal Funding and Cleanup of EPA's Nonfederal National Priorities List Sites*, p. 7, September 2015, archived January 31, 2021 at <https://web.archive.org/web/20210131231817/https://www.gao.gov/assets/680/673051.pdf>.

⁵ Grinapol, Corinne, and Pam McFarland, "Superfund Still Struggling at 40," *Engineering NewsRecord* RSS, December 11, 2020, archived January 31, 2021 at <https://web.archive.org/web/20210131232239/https://www.enr.com/articles/50850-superfund-still-struggling-at-40>.

⁶ 2020 appropriations: U.S. Environmental Protection Agency, Office of the Chief Financial Officer, *FY 2021 EPA Budget in Brief*, February 2020, "Summary of Agency Resources by Appropriation," p. 85, accessed December 3, 2020 at <https://www.epa.gov/sites/production/files/2020-02/documents/fy-2021-epa-bib.pdf>.

⁷ Appropriations in 1999: U.S. Environmental Protection Agency, Office of the Chief Financial Officer, Summary of the 2000 Budget, January 1999, accessed December 3, 2020 at <https://nepis.epa.gov/Exe/ZyPDF.cgi/P100BJVF.PDF?Dockey=P100BJVF.PDF>
Used inflation calculator to calculate \$1,500,000,000 in 2020 dollars = \$2,330,231,092.44: "Inflation Calculator: Find US Dollar's Value from 1913-2020." US Inflation Calculator, January 13, 2021, accessed January 15, 2021 at <https://www.usinflationcalculator.com/>.

⁸ Calculated average = 70.8. U.S. Environmental Protection Agency, Number of NPL Site Actions and Milestones by Fiscal Year, June 04, 2018, archived November 27, 2020 at <https://web.archive.org/web/20201127202021/https://www.epa.gov/superfund/number-npl-site-actions-and-milestones-fiscal-year>.

⁹ Calculated average = 34.1. U.S. Environmental Protection Agency, Number of NPL Site Actions and Milestones by Fiscal Year, June 04, 2018, archived January 26, 2021 at <https://web.archive.org/web/20201127202021/https://www.epa.gov/superfund/number-npl-site-actions-and-milestones-fiscal-year>.

¹⁰ Calculated average = 23.2. U.S. Environmental Protection Agency, Number of NPL Site Actions and Milestones by Fiscal Year, June 04, 2018, archived January 26, 2021 at <https://web.archive.org/web/20201127202021/https://www.epa.gov/superfund/number-npl-site-actions-and-milestones-fiscal-year>.

¹¹ U.S. Government Accountability Office, *Superfund: Funding and Reported Costs of Enforcement and Administration Activities*, GAO 08-841R, Washington D.C. July 18, 2008, <https://web.archive.org/web/20201026232652/https://www.gao.gov/assets/100/95632.pdf>.

¹² U.S. Office of Management and Budget, *Appendix, Budget of the United States Government, Fiscal Year 2021*, February 10, 2020, "Environmental Protection Agency," <https://web.archive.org/web/20210131234108/https://www.govinfo.gov/content/pkg/BUDGET-2021-APP/pdf/BUDGET-2021-APP-1-23.pdf>.

¹³U.S. Environmental Protection Agency, *Superfund Sites with New Construction Projects Awaiting Funding*, July 02, 2020, archived January 31, 2021 at <https://web.archive.org/web/20210131234256/https://www.epa.gov/superfund/superfund-sites-new-construction-projects-awaiting-funding>.

¹⁴U.S. PIRG analysis of EPA data.

¹⁵Averaged 1997 through 2018 Partial Deletion sites, and averaged 2019 and 2020 Partial Deletion sites. U.S. Environmental Protection Agency, *Number of NPL Site Actions and Milestones by Fiscal Year*, June 04, 2018, archived November 27, 2020 at <https://web.archive.org/web/20201127202021/https://www.epa.gov/superfund/number-npl-site-actions-and-milestones-fiscal-year>.

¹⁶Averaged 1997 through 2018 Partial Deletion sites, and averaged 2019 and 2020 Partial Deletion sites. U.S. EPA, *Number of NPL Site Actions and Milestones by Fiscal Year*.

¹⁷ Sum of Partial Deletions 1997 - 2018 / Sum of total Partial and full Deletions = 90 / 329 = 23.75. U.S. EPA, *Number of NPL Site Actions and Milestones by Fiscal Year*.

¹⁸ Ibid.

¹⁹ Ibid.

²⁰ The EPA reports annual fiscal site milestones beginning in 1983, the first year a site was put on the National Priorities List. U.S. Environmental Protection Agency, *Comprehensive Environmental Response, PACE Law, Compensation, and Liability Act (CERCLA): Overview*, PACE Law School Library Research Guides, October 29, 2020, archived January 28, 2021 at <https://web.archive.org/web/20201128232636/https://libraryguides.law.pace.edu/CERCLA>.

²¹ U.S. Environmental Protection Agency, *Number of NPL Site Actions and Milestones by Fiscal Year*, June 04, 2018, archived November 27, 2020 at <https://web.archive.org/web/20201127202021/https://www.epa.gov/superfund/number-npl-site-actions-and-milestones-fiscal-year>.

²² U.S. PIRG analysis of EPA data.

²³ U.S. PIRG analysis of EPA data.

²⁴ Divided 320,635,163 people (2015 U.S. population) by the 53 million people that live within 3 miles of a Superfund site listed or proposed to the National Priorities List, or a Superfund Alternate Agreement site = 6.05. 53 million Americans live within 3 miles of a proposed or listed Superfund site: "Population Surrounding 1,388 Superfund Remedial Sites. September 2015. Accessed December 8, 2020. Archived at <https://web.archive.org/web/20170226163012/https://www.epa.gov/sites/production/files/2015-09/documents/webpopulationrsuperfundsites9.28.15.pdf>.

2015 population: "Population, total - United States" World Bank. Accessed 1/5/21.

<https://data.worldbank.org/indicator/SP.POP.TOTL?locations=US>

²⁵ Superfund Alternate Approach sites are Superfund sites: U.S. Environmental Protection Agency, archived January 31, 2021 at

<https://web.archive.org/web/20210131235937/https://www.epa.gov/enforcement/superfund-alternative-approach>

²⁶ 1,327 toxic waste sites on the National Priorities List: U.S. Environmental Protection Agency, *Superfund: National Priorities List (NPL)*, October 07, 2020, archived January 30, 2021 at <https://web.archive.org/web/20210130215726/https://www.epa.gov/superfund/superfund-national-priorities-list-npl>.

Total proposed, listed, deleted, and SAA sites: U.S. Environmental Protection Agency, *National Priorities List and Superfund Alternative Approach Sites*, June 03, 2020, archived January 30, 2021 at <https://web.archive.org/web/20210130222621/https://www.epa.gov/superfund/search-superfund-sites-where-you-live>.

²⁷ Added total NPL Sites to total deleted. 1,327 + 438 = 1,765. U.S. Environmental Protection Agency, *Superfund: National Priorities List (NPL)*, October 07, 2020, archived January 30, 2021 at [https://web.archive.org/web/20210130215726/https://www.epa.gov/superfund/superfund-national-priorities-list-npl#:~:text=The%20National%20Priorities%20List%20\(NPL,United%20States%20and%20its%20territories](https://web.archive.org/web/20210130215726/https://www.epa.gov/superfund/superfund-national-priorities-list-npl#:~:text=The%20National%20Priorities%20List%20(NPL,United%20States%20and%20its%20territories).

²⁸U.S. Environmental Protection Agency, *Superfund: NPL Deletion Guidance and Policy*, January 12, 2021, archived January 26, 2021, <https://web.archive.org/web/20210126002300/https://www.epa.gov/superfund/superfund-npl-deletion-guidance-and-policy#:~:text=Deletion%20of%20sites%20from%20the,with%20concurrence%20from%20the%20State.&text=EPA%20can%20also%20delete%20portions%20of%20sites%20that%20meet%20deletion%20criteri>
[a.](https://web.archive.org/web/20210126002300/https://www.epa.gov/superfund/superfund-npl-deletion-guidance-and-policy#:~:text=Deletion%20of%20sites%20from%20the,with%20concurrence%20from%20the%20State.&text=EPA%20can%20also%20delete%20portions%20of%20sites%20that%20meet%20deletion%20criteri)

²⁹U.S. Environmental Protection Agency, *Superfund History - Printable Version*, July 20, 2020, archived February 1, 2021 at <https://web.archive.org/web/20210201001429/https://www.epa.gov/superfund/superfund-history-printable-version>.

³⁰ Lead and dioxin: U.S. Environmental Protection Agency, Contaminants at Superfund Sites, June 4, 2018, archived February 1, 2021 at <https://web.archive.org/web/20210201002145/https://www.epa.gov/superfund/contaminants-superfund-sites>.

Mercury and benzene: U.S. Environmental Protection Agency, DAVISVILLE NAVAL CONSTRUCTION BATTALION CENTER, archived February 1, 2021 at <https://web.archive.org/web/20201101065111/https://cumulis.epa.gov/supercpad/SiteProfiles/index.cfm?fuseaction=second.contams&id=0101430>.

³¹ The common chemicals at Superfund sites: U.S. Environmental Protection Agency, *Contaminants at Superfund Sites*, accessed January 5, 2021 at <https://www.epa.gov/superfund/contaminants-superfund-sites>

Danger of asbestos: U.S. Environmental Protection Agency, *Learn About Asbestos*, accessed January 5, 2021 at <https://www.epa.gov/asbestos/learn-about-asbestos#effects>

Danger of lead: U.S. Environmental Protection Agency, *Learn About Lead*, accessed January 5, 2021 at <https://www.epa.gov/lead/learn-about-lead>

Danger of dioxin: U.S. Environmental Protection Agency, *Learn About Dioxin*, accessed January 5, 2021 at <https://www.epa.gov/dioxin/learn-about-dioxin>

³² U.S. Environmental Protection Agency, *Superfund: National Priorities List (NPL)*, October 07, 2020, archived February 1, 2021 at [https://web.archive.org/web/20210201000301/https://www.epa.gov/superfund/superfund-national-priorities-list-npl#:~:text=The%20National%20Priorities%20List%20\(NPL,United%20States%20and%20its%20territorie](https://web.archive.org/web/20210201000301/https://www.epa.gov/superfund/superfund-national-priorities-list-npl#:~:text=The%20National%20Priorities%20List%20(NPL,United%20States%20and%20its%20territorie)
[s.](https://web.archive.org/web/20210201000301/https://www.epa.gov/superfund/superfund-national-priorities-list-npl#:~:text=The%20National%20Priorities%20List%20(NPL,United%20States%20and%20its%20territorie)

³³ U.S. Environmental Protection Agency, *ADAK NAVAL AIR STATION Site Profile*, October 20, 2017, accessed January 27, 2021 at <https://cumulis.epa.gov/supercpad/SiteProfiles/index.cfm?fuseaction=second.contams&id=1000128>.

³⁴ U.S. Environmental Protection Agency, *Superfund: Contaminated Sediments*, June 04, 2018, accessed January 27, 2021. <https://www.epa.gov/superfund/superfund-contaminated-sediments#:~:text=Sediments%20are%20materials%20found%20at,decaying%20organic%20matter,%20and%20shells.&text=Sediments%20can%20become%20contaminated%20in,metals%20and%20other%20harmful%20substance>.

³⁵U.S. Environmental Protection Agency, *About the Superfund Cleanup Process*, November 11, 2020, archived January 22, 2021 at <https://web.archive.org/web/20210122095850/https://www.epa.gov/superfund/about-superfund-cleanup-process>.

³⁶ *ibid.*

³⁷ *ibid.*

³⁸ U.S. Environmental Protection Agency, *Superfund Site Assessment Process*, June 19, 2018. archived February 1, 2021 at <https://web.archive.org/web/20210201003057/https://www.epa.gov/superfund/superfund-site-assessment-process>.

³⁹ U.S. Environmental Protection Agency, *Non-Time-Critical Removal Actions*, June 04, 2018, archived October 17, 2020 at <https://web.archive.org/web/20201017182451/https://www.epa.gov/superfund/non-time-critical-removal-actions>.

⁴⁰ U.S. Environmental Protection Agency, *Superfund Remedial Investigation/Feasibility Study (Site Characterization)*, March 06, 2019, accessed January 27, 2021 at <https://www.epa.gov/superfund/superfund-remedial-investigationfeasibility-study-site-characterization>.

⁴¹ *ibid.*

⁴² U.S. Environmental Protection Agency, *About the Superfund Cleanup Process*, November 11, 2020, accessed January 27, 2021 at <https://www.epa.gov/superfund/about-superfund-cleanup-process#tab-4>.

⁴³ U.S. Environmental Protection Agency, *Superfund: Remedial Design / Remedial Action*, November 11, 2020, accessed January 27, 2021 at <https://www.epa.gov/superfund/superfund-remedial-design-remedial-action>.

⁴⁴ *ibid.*

⁴⁵ U.S. Environmental Protection Agency, *About the Superfund Cleanup Process*, November 11, 2020, accessed January 27, 2021 at <https://www.epa.gov/superfund/about-superfund-cleanup-process#tab-6>.

⁴⁶ "Notice of Policy Change for Partial Deletion from the NPL." EPA. June 04, 2018. Accessed January 27, 2021 at <https://www.epa.gov/superfund/notice-policy-change-partial-deletion-npl>.

⁴⁷ United States. Rules and Regulations. 211th ed. Vol. 60. 1995. Accessed January 27, 2021 at <https://www.govinfo.gov/content/pkg/FR-1995-11-01/pdf/95-27069.pdf>.

⁴⁸ "Superfund: National Priorities List Deletion." EPA. January 12, 2021. Accessed January 27, 2021 at <https://www.epa.gov/superfund/superfund-national-priorities-list-deletion#:~:text=EPA%20may%20delete%20a%20final,human%20health%20or%20the%20environment.&text=EPA,%20in%20conjunction%20with%20the.all%20appropriate%20response%20action%20require>.

⁴⁹ U.S. Government Accountability Office, *Superfund: Litigation Has Decreased and EPA Needs Better Information on Site Cleanup and Cost Issues to Estimate Future Program Funding Requirements*, GAO-09-656, "Table 15, Construction Complete Nonfederal NPL by Site Type and Megasite Designation through Fiscal Year 2007," p. 70, Accessed January 26, 2021.

<https://web.archive.org/web/20201120193053/https://www.gao.gov/assets/300/292299.pdf>.

⁵⁰ U.S. EPA, *About the Superfund Cleanup Process*.

⁵¹ *Ibid.*

⁵² *Ibid.*

⁵³ U.S. Environmental Protection Agency, *Superfund Site Assessment Process*, November 11, 2020. Accessed January 30, 2021 at <https://www.epa.gov/superfund/superfund-site-assessment-process>.

⁵⁴ U.S. Environmental Protection Agency, *The Superfund Cleanup Program*, archived February 1, 2021 at <https://web.archive.org/web/20210201011725/https://www.epa.gov/sites/production/files/documents/th esuperfundcleanupprogram.pdf>.

⁵⁵ U.S. EPA, *Superfund Site Assessment Process*.

⁵⁶ U.S. Government Accountability Agency, *SUPERFUND Trends in Federal Funding and Cleanup of EPA's Nonfederal National Priorities List Sites*, September 2015, p. 2, archived January 31, 2021 at <https://web.archive.org/web/20210131231817/https://www.gao.gov/assets/680/673051.pdf>.

⁵⁷ U.S. Environmental Protection Agency, *Superfund Cleanup Alternatives*, June 04, 201, archived February 1, 2021 at <https://web.archive.org/web/20210201012904/https://www.epa.gov/superfund/superfund-cleanup-alternatives#er>.

⁵⁸ Sites move from removal to long-term cleanup plans if necessary: U.S. Environmental Protection Agency, *Superfund Site Assessment Process*, June 19, 2018. archived February 1, 2021 at <https://web.archive.org/web/20210201003057/https://www.epa.gov/superfund/superfund-site-assessment-process>.

The NPL is the cleanup plan for sites with the most serious long-term cleanup: U.S. Environmental Protection Agency, *About the Superfund Cleanup Process*, November 11, 2020, archived January 22, 2021 at <https://web.archive.org/web/20210122095850/https://www.epa.gov/superfund/about-superfund-cleanup-process#tab-1>.

The next step is Remedial Investigation/Feasibility Study and Record of Decision, which outlines the plan for remedial cleanup: U.S. Environmental Protection Agency, *About the Superfund Cleanup Process*, EPA. November 11, 2020, accessed January 26, 2021 at <https://www.epa.gov/superfund/about-superfund-cleanup-process>.

⁵⁹ U.S. Environmental Protection Agency, *About the Superfund Cleanup Process*,. November 11, 2020, archived February 1, 2021 at <https://web.archive.org/web/20210201011444/https://www.epa.gov/superfund/about-superfund-cleanup-process#tab-1>.

⁶⁰ U.S. Environmental Protection Agency, *About the Superfund Cleanup Process*,. November 11, 2020, archived February 1, 2021 at <https://web.archive.org/web/20210201011444/https://www.epa.gov/superfund/about-superfund-cleanup-process#tab-1>.

⁶¹ U.S. Environmental Protection Agency, *About the Superfund Cleanup Process*,. November 11, 2020, archived February 1, 2021 at <https://web.archive.org/web/20210201011444/https://www.epa.gov/superfund/about-superfund-cleanup-process#tab-1>.

⁶² U.S. Environmental Protection Agency, *Superfund: Remedial Action Project Completion and Construction Completions*, April 30, 2020, archived November 16, 2020 at <https://web.archive.org/web/20201016201439/https://www.epa.gov/superfund/superfund-remedial-action-project-completion-and-construction-completions>.

⁶³ U.S. Environmental Protection Agency, *About the Superfund Cleanup Process*,. November 11, 2020, archived February 1, 2021 at <https://web.archive.org/web/20210201011444/https://www.epa.gov/superfund/about-superfund-cleanup-process#tab-1>.

⁶⁴ U.S. EPA, *About the Superfund Cleanup Process*.

⁶⁵ "Frequently Asked Questions," Center for Public Integrity. May 10, 2007, archived February 1, 2021 at <https://web.archive.org/web/20210201014840/https://publicintegrity.org/environment/frequently-asked-questions-4/>.

⁶⁶ "Frequently Asked Questions"

⁶⁷ U.S. Environmental Protection Agency, *Negotiating Superfund Settlements*, July 15, 2019, archived February 1, 2021 at <https://web.archive.org/web/20210201014828/https://www.epa.gov/enforcement/negotiating-superfund-settlements#:~:text=EPA%20prefers%20to%20reach%20an,recovering%20the%20cleanup%20costs%20later.>

⁶⁸ U.S. Government Accountability Office, *Superfund: Funding and Reported Costs of Enforcement and Administration Activities*, GAO 08-841R, Washington D.C. July 18, 2008, <https://web.archive.org/web/20201026232652/https://www.gao.gov/assets/100/95632.pdf>.

⁶⁹ U.S. Government Accountability Office, *SUPERFUND Trends in Federal Funding and Cleanup of EPA's Nonfederal National Priorities List Sites*, September 2015, p. 1, archived December 9, 2020 at <https://web.archive.org/web/20201209104847/https://www.gao.gov/assets/680/673051.pdf>.

⁷⁰ Calculated: Out of 1,327, there are 157 federal NPL sites. $157/1,327 = .118$ or 11.8%
U.S. Environmental Protection Agency, *Superfund: National Priorities List (NPL)*, November 19, 2020, archived December 1, 2020, at <https://web.archive.org/web/20201201232724/https://www.epa.gov/superfund/superfund-national-priorities-list-npl>.

⁷¹ U.S. Government Accountability Office, *SUPERFUND Trends in Federal Funding and Cleanup of EPA's Nonfederal National Priorities List Sites*, September 2015, p. 7, archived December 9, 2020 at <https://web.archive.org/web/20201209104847/https://www.gao.gov/assets/680/673051.pdf>.

⁷² U.S. Government Accountability Office, *Superfund: Funding and Reported Costs of Enforcement and Administration Activities*, GAO 08-841R, Washington D.C. July 18, 2008, <https://web.archive.org/web/20201026232652/https://www.gao.gov/assets/100/95632.pdf>.

⁷³ U.S. Government Accountability Office, *SUPERFUND Trends in Federal Funding and Cleanup of EPA's Nonfederal National Priorities List Sites*, September 2015, p. 7, archived December 9, 2020 at <https://web.archive.org/web/20201209104847/https://www.gao.gov/assets/680/673051.pdf>.

⁷⁴ See notes 6 and 7.

⁷⁵ See notes 6.

⁷⁶ "Frequently Asked Questions," Center for Public Integrity. May 10, 2007, archived February 1, 2021 at <https://web.archive.org/web/20210201014840/https://publicintegrity.org/environment/frequently-asked-questions-4/>.

The common chemicals at Superfund sites: "Contaminants at Superfund Sites." EPA. Accessed January 5, 2021 at <https://www.epa.gov/superfund/contaminants-superfund-sites>

Danger of asbestos: "Learn About Asbestos." EPA. September 17, 2018. Accessed January 27, 2021 at <https://www.epa.gov/asbestos/learn-about-asbestos#effects>.

Danger of lead: "Learn about Lead." EPA. December 22, 2020. Accessed January 27, 2021 at <https://www.epa.gov/lead/learn-about-lead>.

Danger of dioxin: "Learn about Dioxin." EPA. September 08, 2020. Accessed January 27, 2021. <https://www.epa.gov/dioxin/learn-about-dioxin>.

⁷⁷ Raid Amin, Arlene Nelson & Shannon McDougall (2018), "A Spatial Study of the Location of Superfund Sites and Associated Cancer Risk," *Statistics and Public Policy*, 5:1, 1-9, DOI: 10.1080/2330443X.2017.1408439 Accessed December 5, 2020 at <https://www.tandfonline.com/doi/full/10.1080/2330443X.2017.1408439>

⁷⁸ Center for Environmental Policy and Management, *Urban Agriculture and Soil Contamination: An Introduction to Urban Gardening*, University of Louisville, Winter 2009, accessed February 4, 2021, at <https://louisville.edu/cepm/pdf-files/pg-25-1>.

⁷⁹ U.S. Environmental Protection Agency, Office of Solid Waste and Emergency Response, Presenter's Manual For: "Superfund Risk Assessment and How You Can Help" A 40-Minute Videotape. 2000. p. 19. EPA/540/R-99/013. OSWER 9285.7-29. Accessed January 27, 2021 at <https://www.epa.gov/sites/production/files/2015-11/documents/vdmanual.pdf>.

⁸⁰ "The Cognitive Consequences of Superfund Sites." May 2, 2017. Accessed January 27, 2021 at <https://www.ipr.northwestern.edu/news/2017/figlio-persico-superfund-sites.html>.

⁸¹ U.S. Environmental Protection Agency, *Health and Ecological Hazards Caused by Hazardous Substances*, January 26, 2017, archived October 28, 2021 at <https://web.archive.org/web/20201028122625/https://www.epa.gov/emergency-response/health-and-ecological-hazards-caused-hazardous-substances>.

⁸² U.S. Environmental Protection Agency. Office of Solid Waste and Emergency Response. Issuance of Final Guidance: Ecological Risk Assessment and Risk Management Principles for Superfund Sites. By Stephen D. Luftig. Washington D.C, 1999. p. 6. OSWER Directive 9285.7-28 P Accessed December 15, 2020 at <https://clu-in.org/download/contaminantfocus/sediments/eco-risk-principles-1999.pdf>.

⁸³ *ibid*.

⁸⁴ U.S. Environmental Protection Agency. Office of Solid Waste and Emergency Response. Reusing Cleaned Up Superfund Sites: Ecological Use Where Waste is Left on Site. July 2006. p. 9. Accessed January 30, 2021 at https://19january2017snapshot.epa.gov/sites/production/files/2015-07/documents/reusing_cleaned_up_superfund_sites_2006.pdf.

⁸⁵ Increase in flooding from sea-level rise and spread to communities: Carter, Jacob, and Casey Kalman. "Carter, Jacob, and Casey Kalman. "A Toxic Relationship Extreme Coastal Flooding and Superfund Sites." Ucsusa.org. July 28, 2020. Accessed December 8, 2020 at <https://www.ucsusa.org/sites/default/files/2020-07/a-toxic-relationship.pdf>.

David Hasemyer, Insideclimate News. "Battered, Flooded and Submerged: Many Superfund Sites Are Dangerously Threatened by Climate Change." Inside Climate News. December 18, 2020, accessed January 30, 2021 at <https://insideclimatenews.org/news/24092020/climate-change-epa-superfund-sites-hurricanes-floods-fires-sea-level-rise/>.

⁸⁶ Worsening storms (specifically hurricanes): Emanuel, Kerry. "Evidence that hurricanes are getting stronger" Proceedings of the National Academy of Sciences Jun 2020, 117 (24) 13194-13195; DOI: 10.1073/pnas.2007742117, accessed December 8, 2020 at <https://www.pnas.org/content/117/24/13194>.

⁸⁷ *ibid*.

⁸⁸ Increase in Category 4 and Category 5: "Global Warming and Hurricanes." GFDL.NOAA.gov, September 23, 2020, accessed January 27, 2021 at <https://www.gfdl.noaa.gov/global-warming-and-hurricanes/>.

⁸⁹ James P. Kossin et al., "Global Increase in Major Tropical Cyclone Exceedance Probability over the past Four Decades," *Proceedings of the National Academy of Sciences* 117, no. 22 (2020), doi:10.1073/pnas.1920849117) accessed December 8, 2020 at <https://www.pnas.org/content/117/22/11975>.

⁹⁰"Superfund and Climate Change: Lessons from Hurricane Sandy," American Bar Association, Accessed November 04, 2020 at https://www.americanbar.org/groups/environment_energy_resources/publications/natural_resources_environment/2013-14/winter-2014/superfund_and_climate_change_lessons_hurricane_sandy/.

Hurricane Harvey: Valdmanis, Richard, and Timothy Gardner. "Harvey Floods or Damages 13 Texas Superfund Sites - EPA." Reuters. September 03, 2017. Accessed January 31, 2021 at <https://www.reuters.com/article/storm-harvey-superfund/harvey-floods-or-damages-13-texas-superfund-sites-epa-idINKCN1BE03P>.

⁹¹"Record-breaking Atlantic Hurricane Season Draws to an End." Record-breaking Atlantic Hurricane Season Draws to an End | National Oceanic and Atmospheric Administration. November 24, 2020. Accessed January 30, 2021 at <https://www.noaa.gov/media-release/record-breaking-atlantic-hurricane-season-draws-to-end>.

⁹²Carter, Jacob, and Casey Kalman. "A Toxic Relationship Extreme Coastal Flooding and Superfund Sites." Ucsusa.org. July 28, 2020. Accessed December 8, 2020 at <https://www.ucsus.org/sites/default/files/2020-07/a-toxic-relationship.pdf>.

⁹³ See note 70.

⁹⁴ 45% of all non-federal sites are located in areas with FEMA's highest flood hazard category: U.S. Government Accountability Office, *SUPERFUND: EPA Should Take Additional Actions to Manage Risks from Climate Change*, October 2019, p. 20, accessed January 27, 2021 at <https://www.gao.gov/assets/710/702158.pdf>

As of September 2019, when the G.A.O. report listed above cites the number of Superfund sites, there were 1,179 non-federal sites.

Environmental Protection Agency, Superfund: National Priorities List (NPL), archived September 18, 2019 <https://web.archive.org/web/20190918222115/https://www.epa.gov/superfund/superfund-national-priorities-list-npl>

45% of 1,179 sites is $45\% \times 1,179 = 530.55$.

The total number of National Priorities List sites as of September, 2019 is 1,336. The number of non-federal sites in FEMA's highest flood hazard category $530.55 / \text{the total number of National Priorities List sites } 1,336 = .3967$ or 39.57%

⁹⁵Darryl Fears, Steven Mufson, "Trump to Reverse Obama-era Order Aimed at Planning for Climate Change," *The Washington Post*, April 29, 2019, archived January 29, 2021 at <https://web.archive.org/web/20210129054642if/https://www.washingtonpost.com/news/energy-environment/wp/2017/08/15/trump-to-reverse-obama-era-order-aimed-at-planning-for-climate-change/>.

⁹⁶ David Hasemyer, Insideclimate News. "Battered, Flooded and Submerged: Many Superfund Sites Are Dangerously Threatened by Climate Change," *Inside Climate News*, December 18, 2020, accessed January 27, 2021. <https://insideclimatenews.org/news/24092020/climate-change-epa-superfund-sites-hurricanes-floods-fires-sea-level-rise/>.

⁹⁷ U.S. Environmental Protection Agency, *Number of NPL Site Actions and Milestones by Fiscal Year*, June 04, 2018, archived November 27, 2020 at <https://web.archive.org/web/20201127202021/https://www.epa.gov/superfund/number-npl-site-actions-and-milestones-fiscal-year>.

⁹⁸U.S. Environmental Protection Agency, *About the Superfund Cleanup Process*, November 11, 2020, accessed January 27, 2021 at <https://www.epa.gov/superfund/about-superfund-cleanup-process#tab-6>.

⁹⁹ U.S. Government Accountability Office, *Superfund: Litigation Has Decreased and EPA Needs Better Information on Site Cleanup and Cost Issues to Estimate Future Program Funding Requirements*, GAO-09-656, "Table 15, Construction Complete Nonfederal NPL by Site Type and Megasite Designation through Fiscal Year 2007," p. 70, accessed January 26, 2021 at <https://www.gao.gov/assets/300/292299.pdf>.

¹⁰⁰U.S. Environmental Protection Agency, *About the Superfund Cleanup Process*, November 11, 2020, accessed January 27, 2021 at <https://www.epa.gov/superfund/about-superfund-cleanup-process#tab-6>.

-
- ¹⁰¹ U.S. Environmental Protection Agency, *Construction Completions at National Priorities List (NPL) Sites - by Number*, March 02, 2020, "Site Location," accessed December 03, 2020 at <https://www.epa.gov/superfund/construction-completions-national-priorities-list-npl-sites-number>.
- ¹⁰² U.S. Environmental Protection Agency, *JET PROPULSION LABORATORY (NASA) Site Profile*, October 20, 2017, "What is the Current Site Status?" archived October 24, 2020 at <https://web.archive.org/web/20201024234232/https://cumulis.epa.gov/supercpad/SiteProfiles/index.cfm?useaction=second.cleanup&id=0903438>.
- ¹⁰³ U.S. Government Accountability Office, *SUPERFUND Trends in Federal Funding and Cleanup of EPA's Nonfederal National Priorities List Sites*, p. 7, September 2015, archived January 31, 2021 at <https://web.archive.org/web/20210131231817/https://www.gao.gov/assets/680/673051.pdf>.
- ¹⁰⁴ U.S. PIRG analysis of EPA data.
- ¹⁰⁵ 2020 appropriations: U.S. Environmental Protection Agency. Office of the Chief Financial Officer, *FY 2021 EPA Budget in Brief*, "Summary of Agency Resources by Appropriation," p. 85, February 2020, accessed December 3, 2020 at <https://www.epa.gov/sites/production/files/2020-02/documents/fy-2021-epa-bib.pdf>.
- ¹⁰⁶ See notes 6 and 7.
- ¹⁰⁷ U.S. EPA, *Number of NPL Site Actions and Milestones by Fiscal Year*.
- ¹⁰⁸ "Number of NPL Site Actions and Milestones by Fiscal Year." EPA. June 04, 2018. Accessed January 26, 2021 at <https://www.epa.gov/superfund/number-npl-site-actions-and-milestones-fiscal-year>.
- ¹⁰⁹ "EPA Deletes All or Part of 27 Superfund Sites from the National Priorities List, Continuing Recent Trend of Historic High Deletions." EPA. October 05, 2020. Accessed January 30, 2021 at [https://www.epa.gov/newsreleases/epa-deletes-all-or-part-27-superfund-sites-national-priorities-list-continuing-recent#:~:text=WASHINGTON \(October 5, 2020\),National Priorities List \(NPL\)](https://www.epa.gov/newsreleases/epa-deletes-all-or-part-27-superfund-sites-national-priorities-list-continuing-recent#:~:text=WASHINGTON (October 5, 2020),National Priorities List (NPL)).
- ¹¹⁰ Ibid.
- ¹¹¹ U.S. Environmental Protection Agency, *Deleted National Priorities List (NPL) Sites - by Deletion Date*, EPA. September 24, 2020. Accessed January 27, 2021 at <https://www.epa.gov/superfund/deleted-national-priorities-list-npl-sites-deletion-date>.
- ¹¹² U.S. PIRG analysis of EPA data.
- ¹¹³ U.S. EPA, *Number of NPL Site Actions and Milestones by Fiscal Year*.
- ¹¹⁴ Partial Deletion policy enacted in 1995: "Procedures for Partial Deletions at NPL Sites." EPA. April 08, 2019. Accessed December 03, 2020 at <https://www.epa.gov/fedfac/procedures-partial-deletions-npl-sites>.
- ¹¹⁵ First Partial Deletion in 1997: U.S. EPA, *Number of NPL Site Actions and Milestones by Fiscal Year*.
- ¹¹⁶ U.S. Environmental Protection Agency, *Superfund Glossary*, October 02, 2018, accessed January 26, 2021 at <https://www.epa.gov/superfund/superfund-glossary>.
- ¹¹⁷ "Procedures for Partial Deletions at NPL Sites." EPA. April 08, 2019. Accessed December 03, 2020. <https://www.epa.gov/fedfac/procedures-partial-deletions-npl-sites>.
- ¹¹⁸ Averaged 1997 through 2018 Partial Deletion sites. U.S. EPA, *Number of NPL Site Actions and Milestones by Fiscal Year*.
- ¹¹⁹ U.S. EPA, *Number of NPL Site Actions and Milestones by Fiscal Year*.
- ¹²⁰ Sum of Partial Deletions 1997 - 2018 / Sum of total Partial and full Deletions = 90 / 329 = 23.75. Averaged % Partial Deletions of Sum Partial Deletions and Deletions for years 1997 through 2018 = 27.18%: U.S. EPA, *Number of NPL Site Actions and Milestones by Fiscal Year*.
- ¹²¹ Knickmeyer, Ellen, "Toxic Superfund Cleanups Decline to More than 30-year Low," AP NEWS, February 20, 2020, accessed January 30, 2021 at <https://apnews.com/article/c1d827364ac630d53848ac3ec489788d>.
- ¹²² Partial Deletion policy enacted in 1995: "Procedures for Partial Deletions at NPL Sites." EPA. April 08, 2019. Accessed December 03, 2020 at <https://www.epa.gov/fedfac/procedures-partial-deletions-npl-sites>.
- ¹²³ Schillaci, William C, "Exploring EPA's Superfund Partial Deletion Policy," EHS Daily Advisor, November 06, 2019, archived September 18, 2020 at <https://web.archive.org/web/20200918163334/https://ehsdailyadvisor.blr.com/2019/11/exploring-epas-superfund-partial-deletion-policy/>.

¹²⁴ U.S. Government Accountability Office, *SUPERFUND Trends in Federal Funding and Cleanup of EPA's Nonfederal National Priorities List Sites*, September 2015, p. 11, archived January 31, 2020 at <https://web.archive.org/web/20210131231817/https://www.gao.gov/assets/680/673051.pdf>.

¹²⁵ Ibid..

¹²⁶ U.S. Government Accountability Office, *SUPERFUND Trends in Federal Funding and Cleanup of EPA's Nonfederal National Priorities List Sites*, September 2015, p. 11, archived January 31, 2020 at <https://web.archive.org/web/20210131231817/https://www.gao.gov/assets/680/673051.pdf>.

¹²⁷ U.S. Government Accountability Office, *SUPERFUND Trends in Federal Funding and Cleanup of EPA's Nonfederal National Priorities List Sites*, September 2015, p. 11, archived January 31, 2020 at <https://web.archive.org/web/20210131231817/https://www.gao.gov/assets/680/673051.pdf>

¹²⁸ U.S. PIRG analysis of annual EPA Budget in Brief.

¹²⁹ FY 2020 President's budget for Superfund \$1,045,351,000 - FY 2019 enacted appropriations for Superfund \$1,159,947,000 = -\$114,596,000.

FY 2020 President's budget for Superfund is \$1,045,351,000: U.S. Environmental Protection Agency. Office of the Chief Financial Officer. *FY 2020 EPA Budget in Brief*, March 2019, p. 67, "Summary of Agency Resources by Appropriation," accessed December 3, 2020 at <https://www.epa.gov/sites/production/files/2019-03/documents/fy-2020-epa-bib.pdf>.

FY 2019 enacted appropriations for Superfund is \$1,159,947,000: U.S. Environmental Protection Agency. Office of the Chief Financial Officer, *FY 2021 EPA Budget in Brief*, February 2020, p. 103, "Summary of Agency Resources by Appropriation," accessed December 3, 2020 at <https://www.epa.gov/sites/production/files/2020-02/documents/fy-2021-epa-bib.pdf>.

¹³⁰ FY 2020 estimated enacted appropriations for Superfund is \$1,184,755,000 - FY 2019 enacted appropriations for Superfund \$1,159,947,000 = \$24,808,000
U.S. EPA, *FY 2021 EPA Budget in Brief*. p. 103.

¹³¹ Trump focuses on Superfund: U.S. Environmental Protection Agency, *EPA Administrator Wheeler Highlights Superfund Redevelopment, Clean Air Progress in Visit Southeast Virginia*, August 24, 2020. Accessed January 27, 2021 at <https://www.epa.gov/newsreleases/epa-administrator-wheeler-highlights-superfund-redevelopment-clean-air-progress-visit>.

¹³² Calculated FY 2020 President Budget agency total \$6,068,490,000 - FY 2019 enacted appropriations agency total \$8,849,488,000 = - \$2,780,998,000;

Delta FY 2020 President's Budget agency total and FY 2019 enacted appropriations agency total \$2,780,998,000/ FY 2019 enacted appropriations agency total \$8,849,488,000 = .3142 = 31.42%
President's Budget for FY 2020 agency total was \$6,068,490,000: U.S. EPA, *FY 2020 Budget in Brief*, p. 67.

FY 2019 enacted appropriations agency total is \$8,849,488,000. U.S. EPA, *FY 2021 EPA Budget in Brief*, p. 103.

¹³³ FY 2020 President's Budget for Superfund \$1,045,351,000 - FY 2019 enacted appropriations for Superfund \$1,159,947,000 = -\$114,596,000.

FY 2020 President's Budget: U.S. EPA, *FY 2020 EPA Budget in Brief*, p. 67.

FY 2019 enacted appropriations: U.S. EPA, *FY 2021 EPA Budget in Brief*, p. 103.

¹³⁴ FY 2020 estimated enacted appropriations agency total \$9,057,401,000 - FY 2019 enacted appropriations agency total \$8,849,488 = \$207,913,000. U.S. EPA, *FY 2021 EPA Budget in Brief*, p. 103.

¹³⁵ D'Angelo, Chris, "EPAs Superfund Program, a Trump Priority, Is in Shambles," *Grist*, January 11, 2020, archived January 14, 2021 at <https://web.archive.org/web/20210114070504/https://grist.org/politics/epas-superfund-program-a-trump-priority-is-in-shambles/>.

¹³⁶ U.S. PIRG analysis of annual EPA Budget in Brief reports.

¹³⁷ Ibid.

¹³⁸ U.S. Environmental Protection Agency, *Superfund Sites with New Construction Projects Awaiting Funding*, July 02, 2020, archived January 31, 2021 at <https://web.archive.org/web/20210131234256/https://www.epa.gov/superfund/superfund-sites-new-construction-projects-awaiting-funding>.

¹³⁹ Ibid.

¹⁴⁰Hasemyer, David, Inside Climate News, Lise Olsen, and Texas Observer, "Biden Will Inherit Hundreds of Toxic Waste Superfund Sites, with Climate Threats Looming," NBCNews.com, December 29, 2020, archived January 29, 2021 at

https://web.archive.org/web/20210129141057if_/https://www.nbcnews.com/news/us-news/biden-will-inherit-hundreds-toxic-waste-superfund-sites-climate-threats-n1252276.

¹⁴¹U.S. Government Accountability Office, *SUPERFUND Trends in Federal Funding and Cleanup of EPA's Nonfederal National Priorities List Sites*, p. 7, September 2015, archived January 31, 2021 at <https://web.archive.org/web/20210131231817/https://www.gao.gov/assets/680/673051.pdf>.

¹⁴²U.S. EPA, *SUPERFUND Trends in Federal Funding and Cleanup of EPA's Nonfederal National Priorities List Sites*.

¹⁴³U.S. PIRG analysis of EPA data. Includes proposed, listed, and deleted NPL sites, as well as Superfund Alternate Approach sites.

¹⁴⁴Ibid.

¹⁴⁵U.S. PIRG analysis of EPA data.

¹⁴⁶U.S. Government Accountability Office, *Superfund: Funding and Reported Costs of Enforcement and Administration Activities*, GAO 08-841R, Washington D.C. July 18, 2008, <https://web.archive.org/web/20201026232652/https://www.gao.gov/assets/100/95632.pdf>.

¹⁴⁷U.S. Environmental Protection Agency, *Superfund: Remedial Design / Remedial Action*, November 11, 2020, accessed January 31, 2021 at <https://www.epa.gov/superfund/superfund-remedial-design-remedial-action>.

¹⁴⁸U.S. Environmental Protection Agency, *Superfund Glossary*, October 02, 2018, accessed January 26, 2021 at <https://www.epa.gov/superfund/superfund-glossary>

¹⁴⁹U.S. PIRG Analysis of EPA data.

¹⁵⁰U.S. Environmental Protection Agency, *Superfund Human Exposure Dashboard*, March 12, 2020, archived November 11, 2020 at <https://web.archive.org/web/20201111232954/https://www.epa.gov/superfund/superfund-human-exposure-dashboard>.

¹⁵¹U.S. Environmental Protection Agency, *Superfund Human Exposure Dashboard*, March 12, 2020, archived November 11, 2020 at <https://web.archive.org/web/20201111232954/https://www.epa.gov/superfund/superfund-human-exposure-dashboard>.

¹⁵²U.S. Environmental Protection Agency, *Superfund Task Force*, April 28, 2020, accessed January 28, 2021 at <https://www.epa.gov/superfund/superfund-task-force>.

¹⁵³U.S. Environmental Protection Agency, *Superfund Task Force Recommendations*, July 25, 2017, accessed January 27, 2021 at https://www.epa.gov/sites/production/files/2017-07/documents/superfund_task_force_report.pdf.

¹⁵⁴U.S. Environmental Protection Agency, *Previous Versions of Administrators Emphasis List*, January 27, 2021, accessed January 28, 2021 at <https://www.epa.gov/superfund/previous-versions-administrators-emphasis-list>.

¹⁵⁵U.S. Environmental Protection Agency, *Administrator's Emphasis List*, October 21, 2020, archived December 09, 2020 at <https://web.archive.org/web/20201209191945/https://www.epa.gov/superfund/administrators-emphasis-list>

¹⁵⁶U.S. Environmental Protection Agency, *Previous Versions of Administrators Emphasis List*, January 27, 2021, archived January 16, 2021. <https://web.archive.org/web/20210116180859/https://www.epa.gov/superfund/previous-versions-administrators-emphasis-list>.

¹⁵⁷U.S. Environmental Protection Agency, *FY 2020 EPA Budget in Brief*, March 2019, accessed December 9, 2020 at <https://www.epa.gov/sites/production/files/2019-03/documents/fy-2020-epa-bib.pdf>.

¹⁵⁸U.S. Environmental Protection Agency, *EPA Deletes All or Part of 27 Superfund Sites from the National Priorities List, Continuing Recent Trend of Historic High Deletions*, October 5, 2020, accessed February 4, 2021 at <https://www.epa.gov/newsreleases/epa-deletes-all-or-part-27-superfund-sites-national-priorities-list-continuing-recent>.

-
- ¹⁵⁹ U.S. Environmental Protection Agency, *SILVER BOW CREEK/BUTTE AREA*, archived October 17, 2020 at <https://web.archive.org/web/20201017154518/https://cumulis.epa.gov/supercpad/SiteProfiles/index.cfm?fuseaction=second.Stayup&id=0800416#Stayup>.
- ¹⁶⁰ U.S. Environmental Protection Agency, *ORANGE COUNTY NORTH BASIN Site Profile*, October 20, 2017, accessed January 28, 2021 at <https://cumulis.epa.gov/supercpad/SiteProfiles/index.cfm?fuseaction=second.schedule&id=0900251>.
- ¹⁶¹ U.S. Environmental Protection Agency, *OLIN CHEMICAL Site Profile*, October 20, 2017, accessed January 31, 2021 at <https://cumulis.epa.gov/supercpad/SiteProfiles/index.cfm?fuseaction=second.Cleanup&id=0100438#bkground>.
- ¹⁶² Cross-listed FY 2020 Construction Completions with sites that are on or have been on the Administrator's Emphasis List. Construction Completion: U.S. Environmental Protection Agency, Construction Completions at National Priorities List (NPL) Sites - by Number, March 02, 2020, "Site Location," accessed December 03, 2020 at <https://www.epa.gov/superfund/construction-completions-national-priorities-list-npl-sites-number>. Administrator's Emphasis list: U.S. Environmental Protection Agency, *Previous Versions of Administrators Emphasis List*, January 27, 2021, archived January 16, 2021. <https://web.archive.org/web/20210116180859/https://www.epa.gov/superfund/previous-versions-administrators-emphasis-list>.
- ¹⁶³ U.S. Environmental Protection Agency, *Superfund's role in cleaning up these sites: Superfund History*, July 20, 2020, accessed January 05, 2021 at <https://www.epa.gov/superfund/superfund-history#:~:text=Since%201980,%20EPA's%20Superfund%20program,and%20nationally%20significant%20environmental%20emergencies>.
- ¹⁶⁴ OVERSIGHT OF THE ENVIRONMENTAL PROTECTION AGENCY'S SUPERFUND PROGRAM, 111th Cong. (2010).S. Hrg. 111-1242, accessed January 27, 2021 at <https://www.govinfo.gov/content/pkg/CHRG-111shrg23570/html/CHRG-111shrg23570.htm#>.
- ¹⁶⁵ U.S. Government Accountability Office, *SUPERFUND: EPA Should Take Additional Actions to Manage Risks from Climate Change*, October 2019, p. 20, accessed January 27, 2021 at <https://www.gao.gov/assets/710/702158.pdf>
- ¹⁶⁶ U.S. Government Accountability Office, *SUPERFUND: EPA Should Take Additional Actions to Manage Risks from Climate Change*, October 2019, p. 20, accessed January 27, 2021 at <https://www.gao.gov/assets/710/702158.pdf>. 2020 data: U.S. Environmental Protection Agency, *Superfund: National Priorities List (NPL)*, archived February 1, 2021 at <https://web.archive.org/web/20210201000301/https://www.epa.gov/superfund/superfund-national-priorities-list-npl>.
- ¹⁶⁷ U.S. Environmental Protection Agency, *Population Surrounding 1,388 Superfund Remedial Sites*, September 2015, accessed December 8, 2020, archived at <https://web.archive.org/web/20170226163012/https://www.epa.gov/sites/production/files/2015-09/documents/webpopulationrsuperfundsites9.28.15.pdf>
- ¹⁶⁸ U.S. EPA, *Number of NPL Site Actions and Milestones by Fiscal Year*.
- ¹⁶⁹ U.S. Environmental Protection Agency, *Superfund Remedial Performance Measures*, November 11, 2020, accessed January 28, 2021 at <https://www.epa.gov/superfund/superfund-remedial-performance-measures>.
- ¹⁷⁰ U.S. Environmental Protection Agency, *Superfund Alternative Approach*, October 10, 2017, accessed January 28, 2021 at [https://www.epa.gov/enforcement/superfund-alternative-approach#:~:text=The%20Superfund%20alternative%20\(SA\)%20approach,sites%20listed%20on%20the%20NPL.&text=The%20SA%20approach%20can%20potentially,a%20site%20on%20the%20NPL](https://www.epa.gov/enforcement/superfund-alternative-approach#:~:text=The%20Superfund%20alternative%20(SA)%20approach,sites%20listed%20on%20the%20NPL.&text=The%20SA%20approach%20can%20potentially,a%20site%20on%20the%20NPL).
- ¹⁷¹ U.S. PIRG analysis of EPA data.
- ¹⁷² "Superfund: Implementation and Selected Issues." EveryCRSReport.com. November 26, 2007. Accessed January 28, 2021. <https://www.everycrsreport.com/reports/RL33426.html#fn42>.
- ¹⁷³ U.S. Government Accountability Office, *SUPERFUND Trends in Federal Funding and Cleanup of EPA's Nonfederal National Priorities List Sites*, September 2015, p. 7, archived December 9, 2020 at <https://web.archive.org/web/20201209104847/https://www.gao.gov/assets/680/673051.pdf>.

¹⁷⁴ U.S. Government Accountability Office, *SUPERFUND Trends in Federal Funding and Cleanup of EPA's Nonfederal National Priorities List Sites*, p. 8.

¹⁷⁵ Amadeo, Kimberly, "Fiscal Year Versus Calendar Year," *The Balance*, accessed January 28, 2021. <https://www.thebalance.com/fiscal-year-definition-federal-budget-examples-3305794>.

¹⁷⁶ Louise D. Yinug and Casey Burgat, *The President's Budget: Overview and Timing of the Mid-Session Review*, Congressional Research Service, p. 2, "Summary," August 2, 2016, accessed January 28, 2021 at <https://www.senate.gov/CRSpubs/f33abcb0-9dfa-45a9-aa02-0b6a06f07023.pdf>.

¹⁷⁷ U.S. Environmental Protection Agency, Office of the Chief Financial Officer, *FY 2021 EPA Budget in Brief*, February 2020, p. 103, accessed December 3, 2020 at <https://www.epa.gov/sites/production/files/2020-02/documents/fy-2021-epa-bib.pdf>.

¹⁷⁸ "Budget." U.S. Senate: Budget. December 21, 2020. Accessed January 28, 2021 at https://www.senate.gov/reference/reference_index_subjects/Budget_vrd.htm.

¹⁷⁹ "Budget FY 2021 - Appendix, Budget of the United States Government, Fiscal Year 2021." Govinfo.gov. February 10, 2020. Accessed January 27, 2021. <https://www.govinfo.gov/content/pkg/BUDGET-2021-APP/pdf/BUDGET-2021-APP-1-23.pdf>.