



| Funding the Future of Superfund

Addressing decades of slowing toxic waste cleanup



FUNDING THE FUTURE OF SUPERFUND

Addressing decades of slowing toxic waste cleanup

U.S. PIRG | Education
Fund



WRITTEN BY JILLIAN GORDNER
PIRG EDUCATION FUND
DECEMBER 2021

ACKNOWLEDGEMENTS

The author wishes to thank Danielle Melgar, Emily Rogers, Tony Dutzik, Matt Casale, John Rumpler, Elizabeth Ridlington, and Haley Clinton for their review of drafts of this document, as well as their insights and suggestions.

The author bears responsibility for any factual errors. Policy recommendations are those of PIRG Education Fund. The views expressed in this report are those of the authors and do not necessarily reflect the views of our funders or those who provided review.

© 2021 PIRG Education Fund. Some Rights Reserved. This work is licensed under a Creative Commons Attribution 4.0 International license. To view the terms of this license, visit creativecommons.org/licenses/by/4.0/.

With public debate around important issues often dominated by special interests pursuing their own narrow agendas, PIRG Education Fund offers an independent voice that works on behalf of the public interest. PIRG Education Fund, a 501(c)(3) organization, works to protect consumers and promote good government. We investigate problems, craft solutions, educate the public, and offer meaningful opportunities for civic participation. For more information about U.S. PIRG Education Fund or for additional copies of this report, please visit www.uspirgedfund.org.

Cover photos from Bearded Texan Travels via Pexels and epa.gov

I CONTENTS

I CONTENTS.....	2
I EXECUTIVE SUMMARY.....	3
I INTRODUCTION	8
DEFINITIONS.....	9
SUPERFUND CLEANUP PROCESS.....	11
HOW THE SUPERFUND TOXIC WASTE CLEANUP PROGRAM IS FUNDED	13
I IMPORTANCE OF CLEANING UP SUPERFUND SITES.....	15
HUMAN HEALTH AND SAFETY	15
ENVIRONMENT	15
AN URGENT PROBLEM: THE THREAT OF WORSENING NATURAL DISASTERS TO SUPERFUND SITES	15
I THE SUPERFUND PROGRAM’S DECLINING BUDGET AND SUCCESS.....	17
I RECOMMENDATIONS	24
I METHODOLOGY.....	26
APPENDIX: SUPERFUND NATIONAL PRIORITIES LIST TOXIC WASTE SITES BY STATE	29
NOTES	170

I EXECUTIVE SUMMARY

ONE IN SIX AMERICANS LIVES

within three miles of a toxic waste site that is so dangerous it has been proposed or approved for cleanup under the U.S. Environmental Protection Agency's (EPA) Superfund program.¹² Less than a quarter of the more than 1,700 sites that have been added to the Superfund program's National Priorities List since it was created in 1980 have been deleted, which is the final step in confirming all cleanup goals have been achieved at the site.³⁴

Contaminants of concern at toxic waste sites on the National Priorities List include arsenic, lead, mercury, benzene, dioxin, and other hazardous chemicals⁵ that may increase the risk of cancer, reproductive problems, birth defects, and other serious illnesses.⁶

None of those chemicals should be at these sites in the first place. Superfund sites are above all the result of mismanaged waste.⁷ For decades, industrial activity has ignored the accruing human health, environmental, and financial cost of using toxic chemicals. It is long past time to put "safety first" into practice.

For the past 26 years, federal policy has helped entire industries to ignore that growing cost by shifting the financial burden for cleaning up Superfund sites from industry and onto individual, American taxpayers. The program was originally funded by a set of "polluter

pays" taxes on the chemical and petroleum industries. Funds from these taxes went into a Trust Fund designated to fund the Superfund program.⁸ Since Congress let those taxes expire in 1995,⁹ the EPA has increasingly relied on money from general taxpayer revenue to make up the shortfall, but it hasn't been enough.^{10,11} Past revenue from the polluter pays taxes kept the Trust Fund's unobligated balance above zero until 2003,¹² but shortly after the policy expired, cleanup progress at Superfund sites dropped.¹³

As funding to the Superfund program decreased, cleanup slowed, putting more people at risk for longer from hazardous contamination.¹⁴

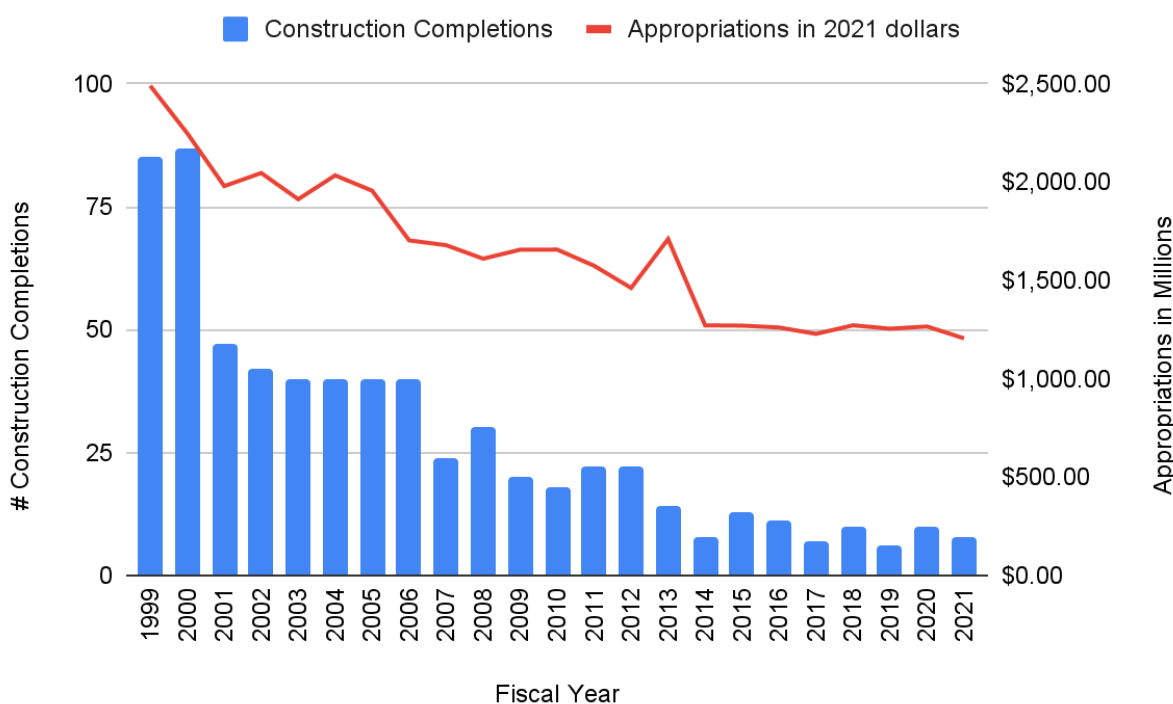
- Shortly after the polluter pays taxes expired, the Superfund Trust reached its peak balance of \$4.7 billion at the start of FY 1997 and then began declining in FY 1998.¹⁵ At the start of FY 2022, the Trust had a balance of \$67 million.¹⁶
- Annual appropriations decreased by more than a billion dollars from just under \$2.5 billion in 1999 to \$1.2 billion in 2021, in constant 2021 dollars.^{17,18} At the same time, the number of remedial cleanup actions that began each year fell from 91 in 1999 to 14 in 2021.¹⁹

- Cleanup actions include construction projects, which is the physical work needed to

clean up a site.²⁰ 37 construction projects did not begin in FY 2021 because of a lack of funding.²¹

FIGURE 1: CONSTRUCTION COMPLETIONS AND APPROPRIATIONS BY FISCAL YEAR. ²²

(Dollars in millions)



Today, the Superfund program pays for all or part of cleanup at 45% of all National Priorities List sites

- The EPA attempts to get the company and/or individuals responsible for polluting a site, referred to as Potentially Responsible Parties (PRPs), to pay for the site's cleanup.²³ However, when PRPs can't be identified or can't afford the cleanup, the EPA pays for and

conducts cleanup.²⁴ At some Superfund toxic waste sites, the PRPs and the EPA share the cost. At 45% of all National Priorities List sites, the EPA is either paying for the entire cleanup or sharing the cost with PRPs.

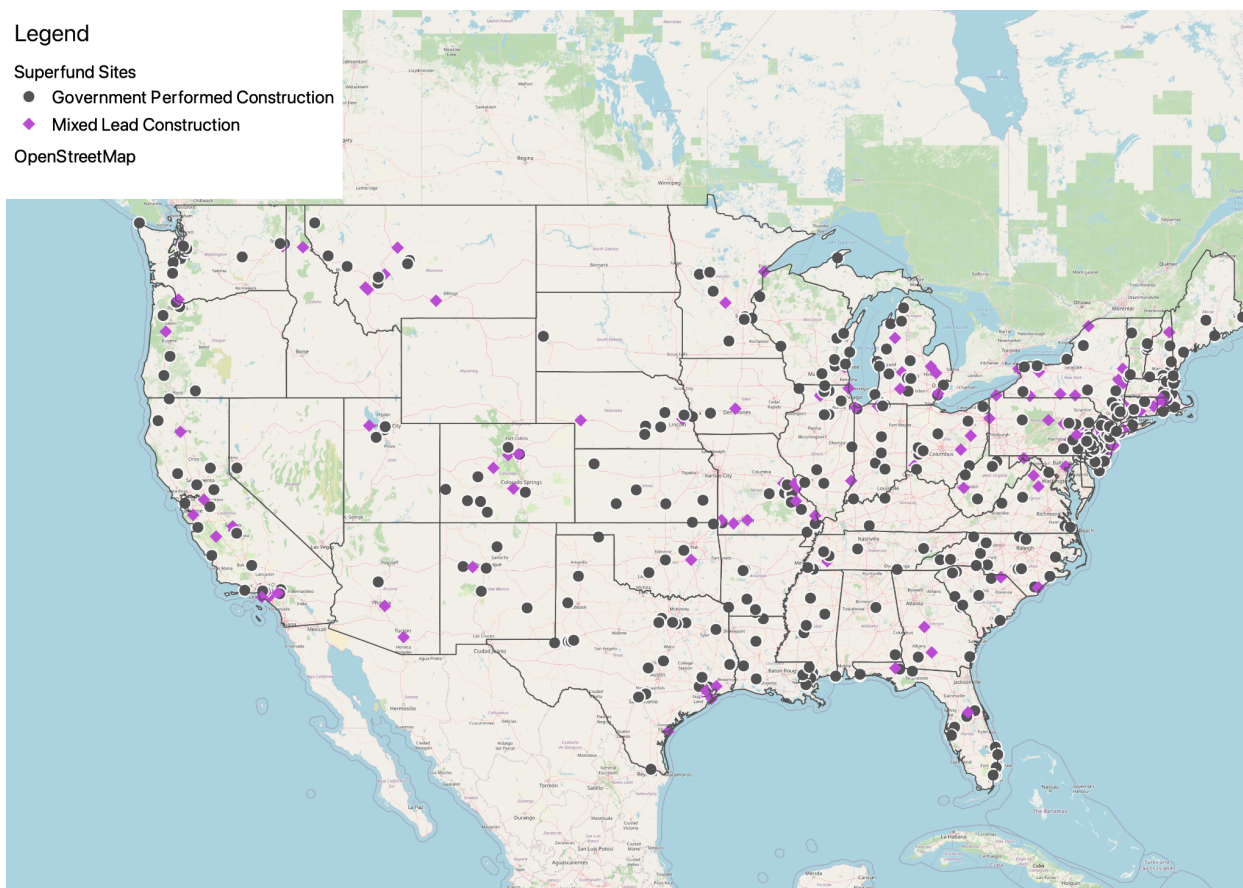
- At 30% of all Superfund National Priorities List sites, there is no PRP to pay for or conduct cleanup, and the Superfund

program pays for and conducts the cleanup

- The increased funding opportunity from the polluter pays tax will benefit cleanup efforts at sites across the

country,²⁵ but may have the greatest impact at so-called “orphan sites” where the EPA is footing the entire bill.^{26,27}

Figure 2: Map of Government Lead Construction and Mixed Lead Construction



Following the trend from the last 26 years, the EPA conducted far fewer cleanup actions in FY 2021 compared to the history of the Superfund program, since the first site was put on the National Priorities List in 1983.²⁸

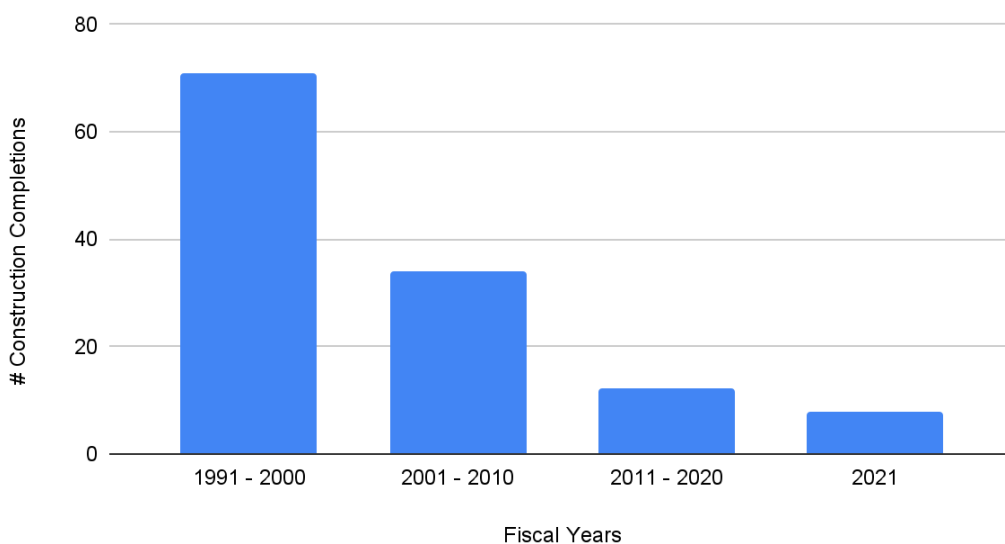
- Cleanup actions at Superfund sites include long-term remedial actions, short-term removals, investigative studies, and physical construction work, among others. These cleanup

actions indicate milestones a Superfund site reaches as it moves toward reaching all cleanup goals and being deleted from the National Priorities List.²⁹ The number of Construction Completions at National Priorities List sites in FY 2021 dropped more than two-thirds

below the yearly averages since the first National Priorities List.³⁰

- Between 1983 and 2020, there was an average of 57 Superfund toxic waste site Remedies and Final Remedies Selected each fiscal year. In FY 2021, there were 19.³¹

Figure 3: Average Yearly Construction Completions by Decade. ³²



In a victory for human health and the environment, Congress passed, and President Biden signed, the bipartisan infrastructure bill reinstating the polluter pays tax on hazardous chemical production to fund the Superfund program in November 2021.³³ After 26 years, this renewed source of funding will give the program an opportunity to reverse the decades-long trend of slowing progress.³⁴

- From 1991 to 2000, when the Superfund Trust was at its highest balance, each year saw an average of 71 Construction Completions.³⁵ As the balance of the Trust Fund continued to decline from 2001 to 2010,³⁶ that number fell to an average of 34 construction completions each year. From 2011 - 2020, that number fell to an average of 12 construction completions each

year.³⁷ In FY 2021, construction was completed at only eight sites.³⁸

- The polluter pays tax is projected to bring the Superfund Trust Fund to a \$1.8 billion balance by the end of the Fiscal Year, up from \$67 million at the start of FY 2022.³⁹
- The reinstated polluter pays tax on chemical production is expected to raise approximately \$14.45 billion over the next decade to bolster cleanup efforts at Superfund sites across the country.⁴⁰

To ensure this new funding translates to results in the form of cleanups, the EPA should create and make publicly available its goals for the Superfund program to inform Congress about the funding necessary to reach those goals.

- In order to identify and address any ongoing funding shortfalls that prevent the EPA cleaning up Superfund sites as quickly as possible, the EPA should collect, analyze, and release data regarding cost and time expected to reach cleanup milestones at sites currently on the National Priorities List.
- The type of sites added to the National Priorities List has

changed over the decades,⁴¹ and the EPA should conduct estimates of the type of toxic waste sites expected to be addressed by the Superfund program in the future in order to accurately request and distribute funding, which may necessitate increasing polluter pays fees.

To ensure future environmental disasters do not threaten to undo cleanup work, Superfund site cleanup plans should take into account the risk of worsening natural disasters

- At least 800 Superfund sites are at risk of flooding in the next 18 years due to sea-level rise, even in the most conservative scenarios.⁴² Adverse weather events such as flooding threaten to sweep away contamination and spread it to nearby communities, making cleanup more difficult and expensive.⁴³
- Climate change is increasing the frequency of severe hurricanes⁴⁴ and wildfires.⁴⁵ In order to reduce the risk of flooding, hurricanes, or wildfires damaging Superfund toxic waste sites and spreading contamination into nearby communities, cleanup plans should be designed and implemented to endure severe weather risks.

I INTRODUCTION

IN 1980, CONGRESS PASSED Comprehensive Environmental Response, Compensation, and Liability Act (CERCLA), informally called Superfund.⁴⁶ The Superfund program was given the authority and funds to hold polluters responsible for cleaning up contaminated waste sites or clean up the sites themselves if no responsible party can be found or afford the cleanup.⁴⁷ The most “hazardous chemicals known to humankind” are located at these toxic waste sites,⁴⁸ and the Superfund toxic waste cleanup program protects people from these contaminants and the serious health problems associated with them.⁴⁹ The Superfund program has also been used to respond to natural disasters and emergencies including the attack on the

World Trade Center, the BP Oil Spill, Hurricane Katrina, and the 2001 Anthrax attack.⁵⁰

Despite the danger of Superfund toxic waste sites, the program has been underfunded for decades since the “polluter pays” taxes on the chemical and oil industries that originally funded the program lapsed in 1995. This November, in a win for human health and the environment, Congress reinstated the polluter pays tax on chemical production to fund the Superfund.⁵¹ This report will detail the stalled progress of the Superfund program in 2021 and over the last two and a half decades, as well as discuss what the Superfund program can do with additional funding from the reinstated polluter pays tax.

Definitions

The EPA provides the definitions for a variety of cleanup actions. Each definition in the following section uses the exact definition provided by the EPA on the Superfund webpage. Definitions of cleanup actions are listed in the order they generally occur.

National Priorities List (NPL): The National Priorities List (NPL) is the list of sites of national priority among the known releases or threatened releases of hazardous substances, pollutants, or contaminants throughout the United States and its territories.⁵²

Contaminants of Concern (COCs): COCs are the chemical substances found at the site that EPA has determined pose an unacceptable risk to human health or the environment. These are the substances evaluated by EPA to be addressed by cleanup actions at the site.⁵³

Sediment: Sediment is materials found at the bottom of a water body. Sediments may include clay, silt, sand, gravel, decaying organic matter, and shells.⁵⁴

Preliminary Assessment: The preliminary assessment (PA) involves gathering historical and other available information about site conditions to evaluate whether the site poses a threat to human health and the environment and /or whether further investigation is needed. The preliminary assessment also helps identify sites that may need immediate or short-term response actions.⁵⁵

Site Inspection: The site investigation (SI) tests air, water, and soil at the site to determine what hazardous substances are present and whether they are being released to the environment and are a threat to human health.

Information about the site that is collected in the PA/SI phase helps EPA to evaluate the risks posed by the site using its Hazard Ranking System (HRS).⁵⁶

Hazardous Ranking Score: The Hazard Ranking System (HRS) is the principal mechanism that the EPA uses to place uncontrolled waste sites on the National Priorities List (NPL). It is a numerically based screening system that uses information from initial, limited investigations - the preliminary assessment (PA) and the site inspection (SI) - to assess the relative potential of sites to pose a threat to human health or the environment. Sites with HRS scores of 28.5 or greater are eligible for placement on the NPL.⁵⁷

Removal Action: Removal responses are common at Superfund Sites when the contamination poses an immediate threat to human health and the environment. Removals are classified as either emergency, time-critical, or non-time-critical depending on the extent and type of contamination.⁵⁸

Remedial Investigation: The remedial investigation (RI) serves as the mechanism for collecting data to characterize site conditions, determine the nature of the waste, assess risk to human health and the environment, and conduct treatability testing to evaluate the potential performance and cost of the treatment technologies that are being considered.⁵⁹

Feasibility Study: The feasibility study (FS) is the mechanism for the development, screening, and detailed evaluation of alternative remedial actions.⁶⁰

Record of Decision: The Record of Decision (ROD) explains which cleanup alternatives will be used at NPL sites. It contains information on site history, site description, site characteristics, community participation, enforcement activities, past and present activities, contaminated media, the contaminants present, description of the response actions to be taken, and the remedy selected for cleanup. The development of the ROD also includes consideration of how the site could be used in the future.⁶¹

Remedial Design: Remedial design (RD) is the phase in Superfund site cleanup where the technical specifications for cleanup remedies and technologies are designed.⁶²

Remedial Action: Remedial action (RA) follows the remedial design phase. It involves the actual construction or implementation phase of Superfund site cleanup. The RD/RA is based on the specifications described in the Record of Decision.⁶³

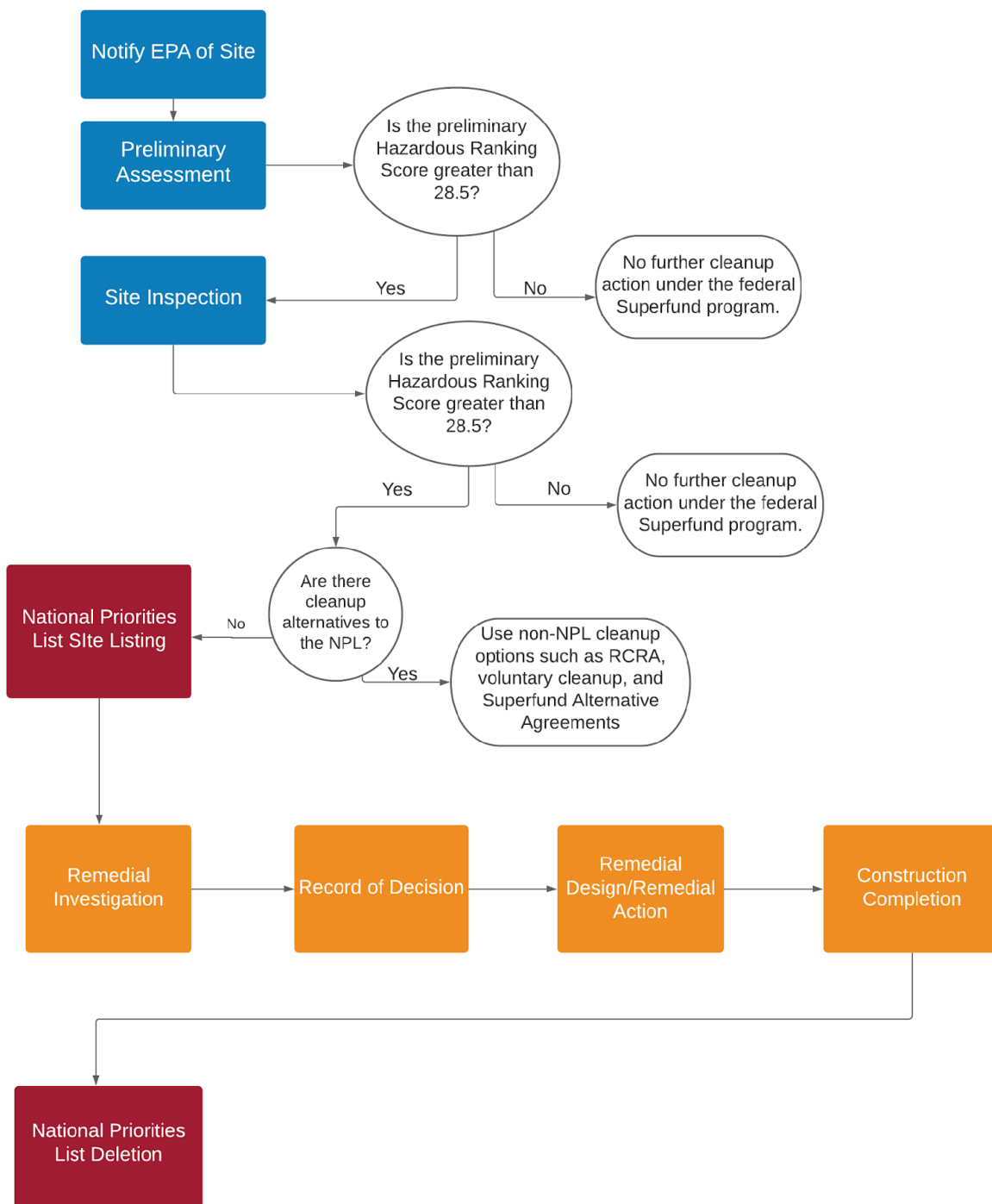
Construction Completion: This milestone indicates all physical construction required for the cleanup of the entire site has been completed (even though final cleanup levels may not have been achieved). For example, a groundwater treatment system has been constructed though it may need to operate for a number of years in order for all contaminants to be removed from the groundwater.⁶⁴

Partial Deletion: Sites, or portions of sites, that meet the standard provided in the National Oil and Hazardous Substances Pollution Contingency Plan (NCP), i.e., no further response is appropriate, may be the subject of entire or partial deletion.⁶⁵ Such a portion may be a defined geographic unit of the site, perhaps as small as a residential unit, or may be a specific medium at the site, e.g., groundwater, depending on the nature or extent of the release(s).⁶⁶

National Priorities List Deletion: EPA may delete a final NPL site if it determines that no further response is required to protect human health or the environment. Sites that have been deleted from the NPL remain eligible for further Superfund-financed remedial action in the unlikely event that conditions in the future warrant such action.⁶⁷

Superfund Cleanup Process

FIGURE 4: STEPS FOR A SUPERFUND NPL SITE FROM IDENTIFICATION TO DELETION



The cleanup of a Superfund site can take a decade or more.⁶⁸ Anyone -- citizens, state agencies, and EPA regional offices -- can bring the EPA's attention to a site.⁶⁹ Next, the EPA conducts a preliminary assessment and site inspection to evaluate the threat level of the site.⁷⁰ During the preliminary assessment, the EPA investigates any available background information on the site, and if it continues to warrant further investigation, the EPA will do a site inspection to test the water, soil, and air for contamination.^{71,72} The sites that pose the most danger to human health are placed on the National Priorities List.⁷³

During the preliminary assessment and site inspection, the EPA also determines what type of cleanup action is necessary at the site or if no cleanup is necessary. The two types of cleanup at a Superfund toxic waste site are removal and remedial action.⁷⁴ Removal actions are usually short-term cleanup actions which involve the removal of contaminants that pose a present danger to human health.⁷⁵ Removal actions might include removing hazardous substances from a site, fencing the area to limit human access, providing an alternative water supply to local residents, or relocating residents.⁷⁶ Remedial actions are typically long-term cleanup actions aimed at permanently and significantly reducing contamination. The most hazardous sites that require long-term clean up action are referred to the National Priorities List.⁷⁷ The first step for a site on the National Priorities List is to conduct

a remedial investigation and feasibility study, which evaluates the type and extent of contamination, cost of cleanup, and technologies that may be used. All information collected about the site is then used to inform the Record of Decision (ROD).⁷⁸ The Record of Decision describes the history and characteristics of the site, details of the type and extent of the contamination, and the plan for cleaning it up.⁷⁹

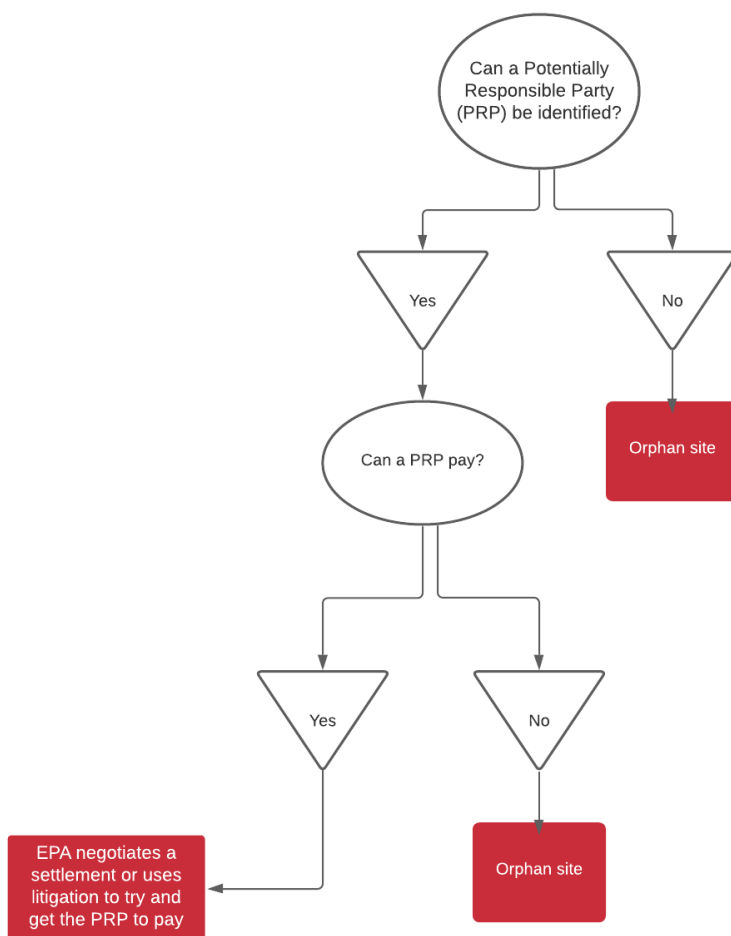
Following the Record of Decision, the design of the cleanup and implementing the cleanup plan occur in the Remedial Design and Remedial Action stage.⁸⁰ Once the physical work to complete the cleanup plan is complete, the site reaches the Construction Completed milestone.⁸¹ Once construction is complete, however, contaminants may still remain on-site, as the remedy continues to operate. For example, it may take many years after a groundwater treatment begins for all the contaminated groundwater to be treated, even though the construction of the treatment operation is complete. Or, the construction plan may need to be revised based on later investigations of the extent of the contamination and effectiveness of the remediation plan. Once construction is complete, additional monitoring may continue during the Post-Construction Completion phase in order to ensure that the remedy selected continues to be effective.⁸² The final step is NPL Deletion, which occurs when the EPA is certain that all cleanup actions are complete and all cleanup goals have been achieved.⁸³

How the Superfund Toxic Waste Cleanup Program is Funded

There are two ways that the cleanup of a Superfund toxic waste site is funded. The first is when a Potentially Responsible Party (PRP) of a site is identified and can pay for the cleanup.⁸⁴ A Potentially Responsible Party can be any individual, organization, or company, which contributed in any way

to the contamination at the site.⁸⁵ The EPA aims to have PRPs pay for or conduct the cleanup of the site and will try to negotiate a cleanup agreement with the PRP to clean up the site.⁸⁶ Alternatively, the EPA may pay to clean up a site and then try to have the PRP pay back the cost.⁸⁷

FIGURE 5: SUPERFUND TOXIC WASTE PROGRAM FUNDING



At facilities that are owned or operated by a federal entity, such as a department or agency of the United States, the cleanup is paid for by the federal department or agency responsible, and not the Superfund Trust.⁸⁸ As of November 2021, federal Superfund sites make up approximately 12% of National Priorities List sites.⁸⁹

When a PRP cannot be identified or cannot afford the cleanup, the EPA pays for the cleanup from the Superfund Trust.⁹⁰ When the Superfund program was established, the Trust was funded

by a tax on the chemical and oil industries. That tax expired in 1995, and shortly after the Trust reached its peak of \$4.7 billion at the start of FY 1997, it began declining.⁹¹ Now, the Trust is primarily funded through taxpayer dollars.⁹²

Since 1999, federal appropriations have decreased from approximately \$2.5 billion to \$1.2 billion in constant 2021 dollars. In FY 2021, the federal government appropriated \$1,205,810,000 to the Superfund program.^{93,94}

I IMPORTANCE OF CLEANING UP SUPERFUND SITES

Human health and safety

Exposure to chemicals at Superfund toxic waste sites is linked to an increased risk of cancer; respiratory and heart disease; stunted development in children; and many other medical problems.⁹⁵ People living in areas with a higher number of Superfund sites have been found to have higher incidences of cancer than those not living near Superfund sites.⁹⁶

People can be exposed to contaminants from air emissions, eating fish that have absorbed toxic substances from the contaminated sediment and water, eating food grown in contaminated soil,⁹⁷ and drinking or swimming in contaminated water.⁹⁸

Children are particularly vulnerable to developing adverse health effects in early childhood or even before they're born if their mothers are exposed to harmful contaminants from a Superfund site.⁹⁹

Environment

Even once the danger to human health from a toxic waste site is under control, damage to the environment may be irreversible. The hazardous substances at Superfund sites can kill and cause reproductive problems in organisms,

and endanger the survival of ecosystems.¹⁰⁰

At some sites, no action will be taken even if there are adverse ecological effects occurring or expected to occur because cleanup at the site is suspected to cause more long-term damage to the environment.¹⁰¹ For example, if an ecosystem is fragile, removing contaminated soil may physically destroy the habitat and cause more damage than leaving the contamination in place.^{102,103}

An Urgent Problem: The Threat of Worsening Natural Disasters to Superfund Sites

Hurricanes, floods, and sea-level rise threaten to sweep toxic chemicals from Superfund sites into nearby communities,¹⁰⁴ and more severe hurricanes are becoming more frequent.¹⁰⁵

Although the total number of tropical cyclones each year has remained steady, the average intensity of tropical cyclones is increasing, meaning that we will see the average storm become more severe in the coming years.¹⁰⁶ Further, climate change has led to an increase in the proportion of tropical cyclones each year that are considered higher intensity

(Category 4 and Category 5),¹⁰⁷ which are those responsible for the “great majority of [tropical cyclone]-related damage and mortality.”¹⁰⁸ Hurricane Floyd (1999), Hurricane Katrina (2005), Hurricane Irene (2011), Hurricane Sandy (2012), and Hurricane Harvey (2017) have all caused flooding at Superfund sites.¹⁰⁹ The record-breaking 2020 hurricane season only emphasized how this threat continues to grow, with the most named-storms to ever occur in the Atlantic hurricane season.¹¹⁰

As our climate changes, at least 800 Superfund toxic waste sites are at risk of extreme flooding in the next 20 years,¹¹¹ which could spread the toxic pollution into nearby communities.¹¹² In 2019, the U.S. Government Accountability Office

found that almost 40 percent of National Priorities List (NPL) sites overlap with the Federal Emergency Management Agency’s list of top flood hazard regions.¹¹³

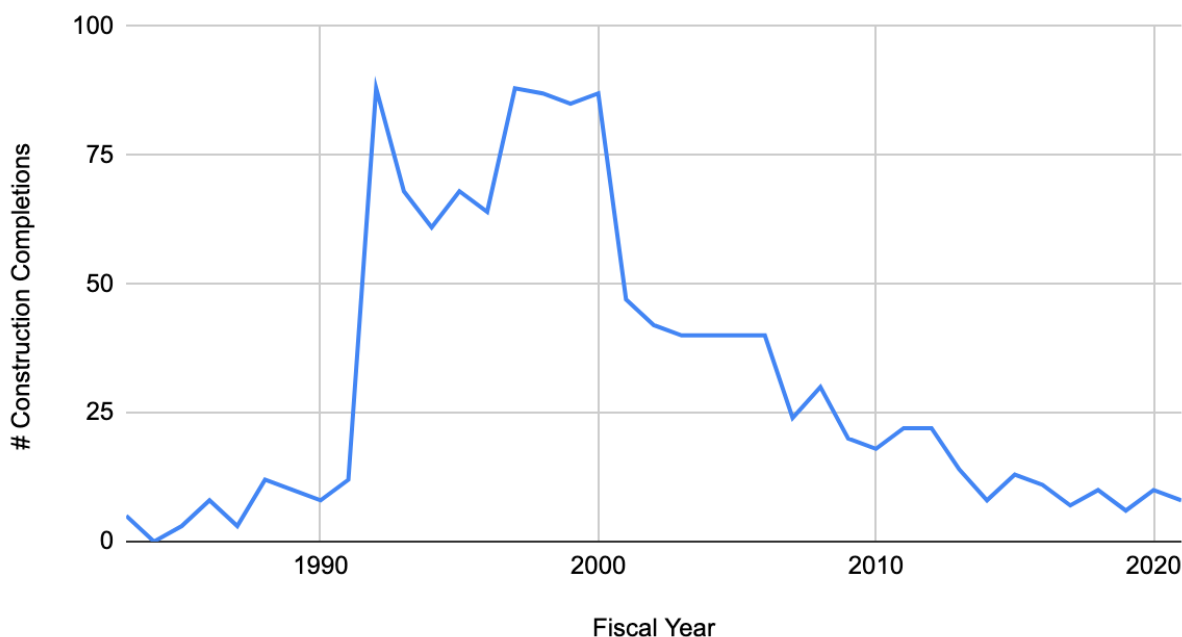
In 2017, the Trump Administration reversed an executive order issued during the previous administration, requiring risks from flooding to be taken into account when building and rebuilding infrastructure,¹¹⁴ including Superfund sites, which receive federal funds.¹¹⁵ We can expect this to increase the chance that we will implement a cleanup plan that fails to keep people safe from contamination, and that it will require additional funding and time when it does.

I The Superfund Program's Declining Budget and Success

1. In FY 2021, construction was completed at less than a third as many sites than the yearly average in the history of the Superfund program, continuing the decades-long trend of decreasing numbers of yearly Construction Completions.¹¹⁶

From 1991 to 2000, when the Superfund Trust was at its highest balance, an average of 71 sites saw Construction Completion each year. In 2001 through 2010, the average dropped to 34. In 2011 through 2020, that number dropped further to 12. Construction was completed at eight sites in FY 2021. This number decreased from 10 sites in FY 2020.¹¹⁷

Figure 6. Construction Completions by Fiscal Year¹¹⁸



While NPL Deletion and Partial Deletion can largely be a matter of waiting for the site to reach cleanup goals after construction is complete,¹¹⁹ which may take decades,¹²⁰ the Construction Completed milestone reflects the culmination of physical cleanup work.¹²¹

The eight sites where Construction Completion was achieved in FY 2021 are:¹²²

- Kentucky Avenue Well Field, Horseheads, NY
- Lightman Drum Company, Winslow Township, NJ
- Lockheed West Seattle, Seattle, WA
- Sand, Gravel and Stone, Elkton, MD
- Garden City Ground Water Plume, Garden City, IN
- PCE Former Dry Cleaner, Atlantic, IA
- Arkla Terra Property, Thonotosassa, FL
- Picayune Wood Treating, Picayune, MS

The decades-long trend of declining Construction Completions correlates with the decreased amount of yearly appropriations to the program. From 1999 to 2021, annual appropriations decreased by more than a billion dollars from just under \$2.5 billion to \$1.2 billion in constant 2021 dollars.^{123,124} Accordingly, the average number of yearly Construction Completions fell by approximately half each decade from 1999 through 2020.¹²⁵

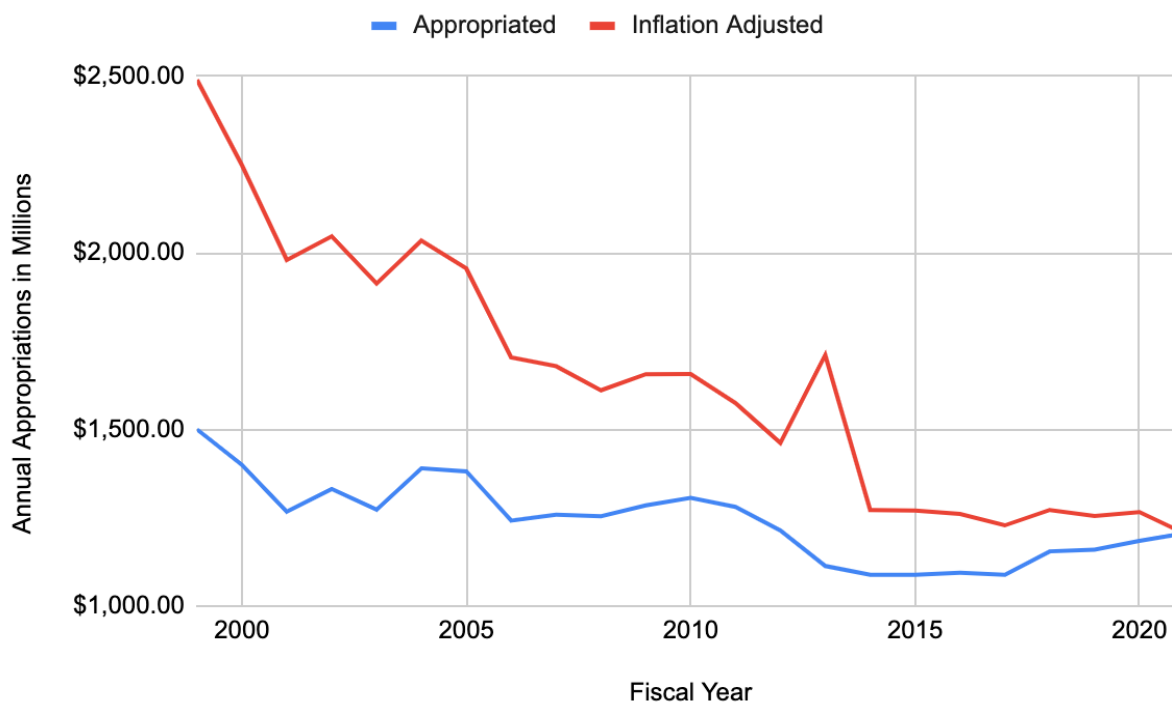
2. The declining Superfund budget has slowed down the cleanup of toxic waste sites

In a 2013 report, the Government Accountability Office found that from 1999 through 2013, annual federal appropriations to Superfund declined from approximately \$2.5 billion to \$1.2 billion (adjusted to 2021 dollars).^{126,127}

As annual Superfund federal appropriations decreased between 1999 and 2013, the program's spending on new remedial cleanup projects also declined.¹²⁸ The EPA prioritizes ongoing cleanup work, and thus, approximately one-third of new remedial action projects were delayed at non-federal Superfund sites from 1999 through 2013 due to the decline in funding.¹²⁹

Figure 7: Enacted Federal Appropriations to the Superfund Program in Nominal and Constant 2021 Dollars from 1999 through 2021.¹³⁰

(Dollars in millions)



3. In FY 2021, 37 construction projects did not begin because of a lack of funding.¹³¹

The budget shortfall has delayed construction at sites that would otherwise have been ready to be cleaned up at 37 sites, which is the second-largest backlog of sites in 15 years. The only year with more unfunded cleanups is FY 2020, which had 38 construction projects waiting on funding.¹³²

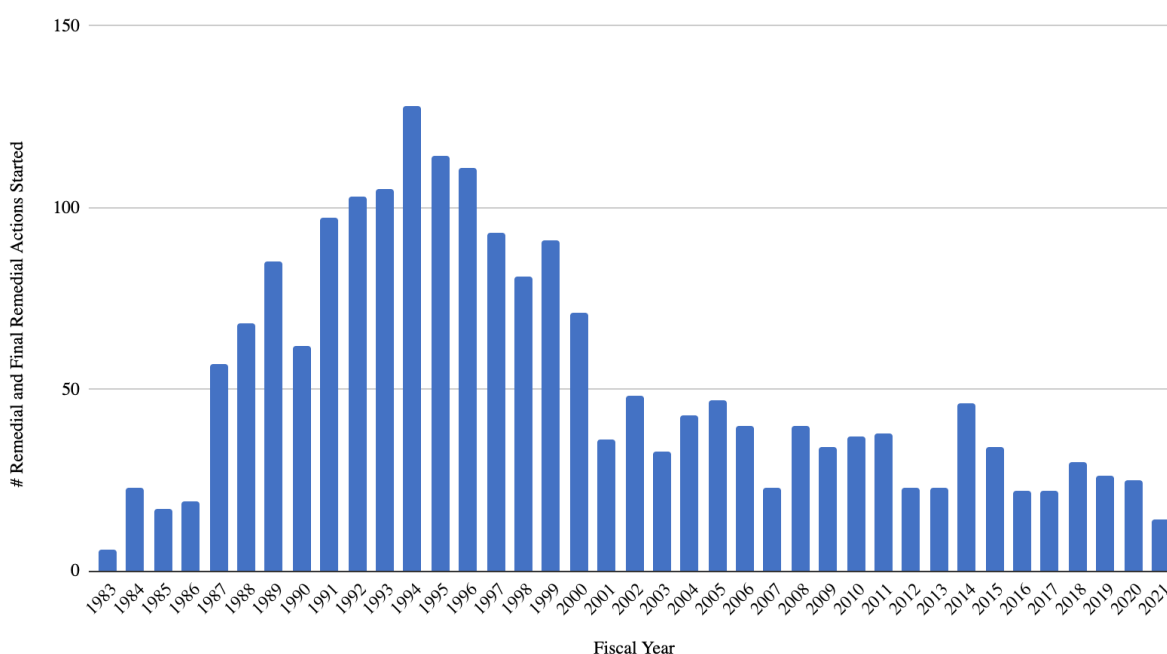
Because the EPA prioritizes ongoing cleanup over beginning new cleanup projects,¹³³ declining funds have slowed down the number of sites at which cleanup begins.¹³⁴

4. FY 2021 had less than a third the number of combined Remedial and Final Remedial Actions Started than the average annual number from 1983, the first year a site was

listed on the NPL, through 2020.¹³⁵

Between 1983 and 2020, there was an average of 52 Superfund toxic waste site Remedial and Final Remedial Actions that began each fiscal year. In FY 2021, there were 14.

Figure 8: Remedial and Final Remedial Action Started by Fiscal Year.¹³⁶



5. Fewer than half as many Remedial and Final Remedial plans were selected in FY 2021 compared to the annual average history of the Superfund program since the first site was listed on the National Priorities List through 2019.¹³⁷

Response actions at a toxic waste site can include short-term removal actions and long term-remedial cleanup actions.¹³⁸ The remedial cleanup action begins after the remedy is designed and selected.¹³⁹ Sometimes, due to new information, an additional remedy will be selected and is referred to as a Final Remedy. The Final Remedy Selected is issued in the last Record of Decision given for a site, which the EPA believes will best remediate the site.¹⁴⁰

For the fiscal years 1983 through 2020, an average of 57 Remedy and Final Remedies were selected. In FY 2021, there were 19.¹⁴¹

6. The trend of increasing numbers of Partial Deletions at Superfund sites continued in FY 2021 with a record number of Partial Deletions.¹⁴²

The main success of the Superfund program in FY 2021 compared to previous years was the number of sites that had Partial Deletions from the National Priorities List. There were the most National Priorities List Partial Deletions in 2021 since the first Partial Deletion in 1997.¹⁴³

In 1995, the EPA introduced Partial Deletions as a new measure to evaluate the success of the Superfund program and the first Partial Deletion occurred in 1997.^{144,145} The Partial Deletion rule allows for part of a site, whether that be a geographic section or a medium of contamination, such as groundwater, to be deleted from the NPL before the rest of the site can be deleted.¹⁴⁶ Those portions of the site deleted under the

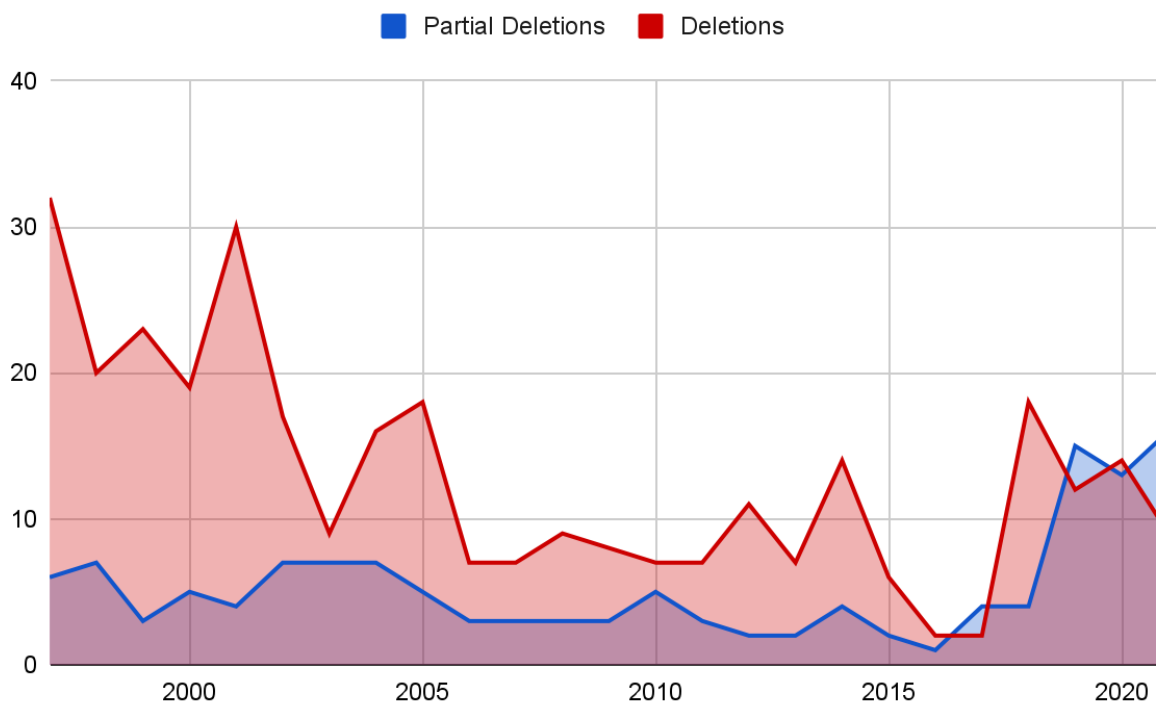
Partial Deletion rule must meet all deletion criteria, which means that no further response action is necessary to clean up the site.¹⁴⁷

FY 2020 and FY 2019 both saw a marked increase in the number of Partial Deletions and FY 2021 followed this trend, setting the record for the most Partial Deletions in a single Fiscal Year. From FY 1997, the first year a site had a Partial Deletion, until FY 2018, there was a yearly average of 4 Partial Deletions per year.¹⁴⁸ In FY 2019 and FY 2020, there were 15 and 13 Partial Deletions, respectively. In FY 2021, there were 16.¹⁴⁹

Not only did FY 2021 set the record for the most NPL Partial Deletions in a single year, but the number of Partial Deletions surpassed the number of full Deletions for only the third time since the Partial Deletion policy was introduced.¹⁵⁰

It is important to note that NPL Deletion and Partial Deletion is a step that comes after years, and often decades, of cleanup.¹⁵¹ However, it can be an important step in order to redevelop the land and indicate to the community or to investors that an area is ready for use.^{152,153}

Figure 2: Partial Deletions and Deletions per Fiscal Year¹⁵⁴



7. Human exposure is not under control at 121 sites and the EPA has insufficient data to determine if human exposure is under control at another 122 sites.¹⁵⁵

Human exposure is considered not under control at a site when the possible pathways of exposure from the contamination to a person have not been sufficiently mitigated such that a person could become exposed to one or more of the contaminants at the site.¹⁵⁶

Some examples of efforts by the EPA to get human exposure under control are; installing a fence around the site and warning signs around contaminated waterways to warn the public to avoid swimming or fishing in the affected areas.¹⁵⁷ People should follow all EPA posted warnings and contact the Site Manager if they have further questions about possible exposure pathways from a specific Superfund toxic waste site.

8. Increased funding to the Superfund program from the “polluter pays” tax on chemical production should

provide an essential boost to cleanup efforts

As revenue from the reinstated polluter pays tax on chemical production accrues over the coming years, we can expect to see:

- **Increased annual appropriations to the Superfund program:** The revenue from the polluter pays tax on chemical production goes into a Trust Fund, from which Congress determines each year how much to appropriate to the Superfund program.¹⁵⁸ Shortly after the polluter pays taxes expired in 1995, Congress increasingly relied on general taxpayer revenue to fund the Superfund program and annual appropriations decreased.¹⁵⁹ A fully funded Trust Fund gives Congress the opportunity to appropriate additional funding to the Superfund program without the limitations of using general taxpayer revenue.
- **Reduced backlog of unfunded construction projects.** The largest and second-largest backlog of sites waiting on funding to begin cleanup construction projects occurred in FY 2020 and FY 2021, respectively.¹⁶⁰ The number of unfunded projects has increased steadily since 2005, the first year with a number of unfunded projects reported by the EPA.
- **Fewer Superfund sites with human exposure not under control:** At the 121 Superfund sites with the present or potential risk for human exposure, additional resources can be directed to quickly and effectively eliminate the risk of human exposure.
- **More efficient cleanup across all National Priorities List sites:** With insufficient funding, the Superfund program has had to spread limited resources thinly across hundreds of sites, reducing the efficiency of cleanup at individual sites.¹⁶¹ Increased funding will allow the EPA to provide sufficient resources to fully address contamination at more sites, shortening cleanup timelines.

I Recommendations

Recommendations for Congress

Congress needs to take action to support the Superfund toxic waste cleanup program, including the following:

Annual appropriations to the Superfund program should increase:

For two and a half decades since the “polluter pays” taxes expired, annual appropriations to the Superfund program have decreased, which has hindered cleanup efforts at our nation’s most dangerous toxic waste sites. Informed by the EPA’s ability to use increased funds, Congress should steadily increase appropriations to the program.

Recommendations for the EPA

The EPA should take the following actions:

The risk of toxic waste spreading from a Superfund site due to climate-induced natural disasters and sea-level rise should be taken into account when designing the cleanup plan for a site.

In October 2019, the Government Accountability Office (GAO) came out with a report urging the EPA, and specifically the Superfund program, to take additional actions to manage the risk from climate change.¹⁶³ They found that 945 Superfund toxic waste sites are in areas that may be impacted by climate change effects such as wildfires,

A “polluter pays” tax on major corporations and oil production should be reinstated to fund the Superfund.

The EPA Superfund toxic waste program’s limited financial resources slow down cleanup and make the process more costly as the EPA attempts to spread limited resources across more than 1,300 toxic waste sites.¹⁶² In order to protect human health and safety, the Superfund toxic waste program needs additional funding, which should come from that create and profit off of products that cause pollution, not the public.

flooding, hurricanes, and sea-level rise.¹⁶⁴ In the GAO report, they recommended that the EPA “clarify how its actions to manage risks at nonfederal NPL sites from potential impacts of climate change align with current goals and objectives.” However, the 2018-2022 EPA Strategic Plan included no mention of climate change. The EPA’s lack of clarification on the necessity to manage risks from climate change in accordance with its goals of a cleaner, healthier environment fails to “ensure that officials consistently integrate climate change information into site-level risk assessments and risk response decisions.” The EPA’s Strategic Plan must be revised to include the

importance of considering the threat of contamination spilling from a toxic waste site due to the effects of climate change.

Determine the time and amount of money necessary to clean up outstanding Superfund National Priorities List toxic waste sites

The Superfund program has struggled to efficiently allocate its limited resources across the 1,300 sites managed by the program. With the opportunity for new funding, the Superfund

program must produce estimates of how much money is necessary to clean up current and future National Priorities List sites. The EPA needs to collect, analyze, and release publicly information on the amount of funding that is required to clean up toxic waste sites on the National Priorities List and the time that it is expected to take. Analyzing and releasing data on the amount of time and money it takes to bring certain types of toxic waste sites to certain site milestones would allow the EPA to more accurately request and utilize necessary funding.

Recommendations for local & state governments

In order to protect the health and safety of the communities they serve, local and state officials should:

States and local governments should work closely with the EPA to ensure people are aware of the Superfund sites in their communities

States and local governments have a responsibility to raise public awareness about the threats of toxic waste sites by utilizing state and local government resources.

Recommendations for individuals

In order to protect their health and safety, individuals should take the following actions:

Find out if they live near a Superfund toxic waste site.

53 million Americans live within 3 miles of a toxic waste site proposed or designated for cleanup under the

Superfund program and many don't know it.¹⁶⁵ The chemicals at Superfund toxic waste sites can increase the risk of cancer, respiratory and heart problems, and other serious illnesses. The EPA may issue warnings to not swim or fish in areas near a Superfund toxic waste site due to possible contamination, and individuals should adhere to all warnings

I Methodology

Definitions

See section 2: Introduction, Definitions, p.9 .

Measuring Success of the Superfund Toxic Waste Cleanup Program

The EPA Superfund toxic waste cleanup program utilizes a variety of different measurements to evaluate its success in a given year. The EPA reports on the number of National Priorities List (NPL) site Deletions, Partial Deletions, Construction Completions, sites Proposed to the NPL, and sites added to the NPL each fiscal year.¹⁶⁶

The EPA reports on each toxic waste site's individual webpage the site milestones for each Proposed, Listed, and Deleted National Priorities List sites.¹⁶⁷ Examples of site milestones are as follows:

- Initial Assessment Completed
- Proposed to the National Priorities List
- Finalized on the National Priorities List
- Remedial Investigation Started
- Remedy Selected
- Final Remedy Selected
- Remedial Action Started
- Final Remedial Action Started
- Construction Completed

- Deleted from National Priorities List
- Most Recent Five-Year Review
- Site Ready for Reuse and Redevelopment

In order to graph the number of cleanup milestones achieved in each Fiscal Year, we submitted a Freedom of Information Act (FOIA request) to the EPA to receive each site's cleanup milestones in machine-readable format. That information was received on November 16, 2021. The information from that request is now available from the FOIA Online database under EPA-2022-000831.¹⁶⁸

Map of Government Funded Sites

The Superfund program oversees the cleanup at all toxic waste sites on the National Priorities List. However, the EPA tries to identify Potentially Responsible Parties (PRP) to pay for and/or conduct the cleanup at Superfund sites whenever possible. In some cases, there is a combination of PRP and Superfund funds used to clean up a site. These are referred to as Mixed Lead Sites.¹⁶⁹ Government funded sites are Superfund toxic waste sites where a PRP cannot be identified or cannot

afford the cleanup.¹⁷⁰ In these cases, funding for the cleanup comes from the EPA Superfund budget, which is primarily funded by appropriations from the general revenue fund.¹⁷¹

The exception to the Superfund program, PRP, or a combination paying for cleanup is at National Priorities List sites that are federal facilities. At federal facilities, the federal agency that owns the facility is responsible for paying for the cleanup.¹⁷² These make up 11.8% of all Superfund NPL sites.¹⁷³

The Figure 3 map includes both Government and Mixed Lead sites to show all sites that rely on some level of government funding.

There are two pieces of information needed to map Government and Mixed Lead Superfund sites across the United States. The first is the lead at each site and the second is each site's location. These come from two different datasets both provided by the EPA.

The overall lead data, which is comprised of a list of sites and whether each site is a Government, Mixed Lead, Federal Facility, or Potentially Responsible Party (PRP) lead site, is from February 2021 when there were 1,327 Superfund sites on the National Priorities List. This information was received from a FOIA request that can be accessed from the FOIA online database under request EPA-2021-002736.¹⁷⁴ The location of Superfund NPL sites, mapped using each site's longitude and latitude, was retrieved in November 2021 from the EPA's Superfund National Priorities List map

when there were 1,322 Superfund sites on the National Priorities List.¹⁷⁵

We joined the two datasets together by EPA Site ID.

Only the 1,322 sites that are currently on the National Priorities List were included analysis. Of the 1,322 currently on the National Priorities List, there are 14 sites that have no overall lead data included in this report. Four of those sites were added to the National Priorities List after the overall lead data was received from the EPA. The other 10 sites did not have overall lead data recorded at the time the data was received from the EPA, in February, 2021.

Those sites without an identified overall lead are:

- Billings PCE
- Blades Groundwater
- Kaydon Corp.
- Freeway Sanitary Landfill
- Spring Park Municipal Well Field
- Highway 100 and County Road 3 Groundwater Plume
- Schroud Property
- Broadway Street Corridor Groundwater Contamination
- Franklin Street Groundwater Contamination
- Cliff Drive Groundwater Contamination
- Cherokee Zinc - Weir Smelter
- Pioneer Metal Finishing Inc
- Northwest Odessa Groundwater
- Waste Management of Wisconsin, Inc. (Brookfield Sanitary Landfill)

Calculating Yearly Federal Appropriations

This report looks at the success of the EPA Superfund toxic waste cleanup program in the fiscal year 2021. We use the fiscal year, because it determines the program's budget, and the size of the budget has a significant impact on the success of the program year-to-year. The 2021 fiscal year ran from October 1, 2020 through September 30, 2021.¹⁷⁶

To determine yearly federal appropriations, we relied on the EPA's annual Budget in Brief report. Each year, the President releases their budget proposal to Congress, which outlines how much they would like to appropriate to each agency.¹⁷⁷ The EPA's annual Budget in Brief report outlines how much the President has suggested to spend on each of the EPA's programs, including the Superfund program.¹⁷⁸ Ultimately, the amount the EPA is appropriated and the amount of those appropriations that go to the Superfund program depend on Congressional budget decisions for the fiscal year.¹⁷⁹ Then the following year, the EPA Budget in Brief includes the amount estimated to have been enacted in the

previous fiscal year and the final amount enacted in the year before that.

In this report, we specifically used the Summary of Agency Resources by Appropriation section of the Budget in Brief report. A portion of the funds appropriated each year to the Superfund program are funds that are ultimately transferred to the Office of the Inspector General and the Office of Science & Technology to do work for the Superfund program. The total amount appropriated to the Superfund program each year used in this report is the amount of money appropriated to the Superfund program before the transfers to the Office of Inspector General and the Office of Science and Technology. The Office of Inspector General provides audit, evaluation, and investigative services for the Superfund program and the Office of Science and Technology conducts research and development activities for the Superfund program.¹⁸⁰ For years 1999 and 2000, there was no Summary of Agency Resources by Appropriation section in the Budget in Brief report. Instead the Trust Fund appendix was used for the number appropriated to the Superfund budget in those two years.

| Appendix: Superfund National Priorities List Toxic Waste Sites by State

ALASKA

Number of sites: 6

Alaska has the 45th most Superfund toxic waste sites of any U.S. state, territory, or Washington D.C.

Number of sites with human exposure under control: 3

Sites with insufficient data: 3

Sites with human exposure not under control: 0

Number of sites with groundwater migration under control: 2

Sites with insufficient data: 4

Sites with groundwater migration not under control: 0

Table of National Priorities List sites in Alaska:

Site Name	City	Human Exposure Under Control	Groundwater Migration Under Control	Construction Complete	Site-wide Ready for Anticipated Use
Adak Naval Air Station	Adak	Yes	Yes	No	No
Eielson Air Force Base	Fairbanks	Yes	Insufficient Data	Yes	No
Elmendorf Air Force Base	Anchorage	Insufficient Data	Insufficient Data	No	No
Fort Richardson (USARMY)	Anchorage	Insufficient Data	Insufficient Data	Yes	No

Fort Wainwright	Fort Wainwright	Insufficient Data	Insufficient Data	Yes	No
Salt Chuck Mine	Thorne Bay	Yes	Yes	No	No

ALABAMA

Number of sites: 12

Alabama has the 33rd most Superfund toxic waste sites of any U.S. state, territory, or Washington D.C.

Number of sites with human exposure under control: 11

Sites with insufficient data: 1

Sites with human exposure not under control: 0

Number of sites with groundwater migration under control: 10

Sites with insufficient data: 0

Sites with groundwater migration not under control: 1

Sites that are not groundwater sites: 1

Table of National Priorities List sites in Alabama:

Site Name	City	Human Exposure Under Control	Groundwater Migration Under Control	Construction Complete	Site-wide Ready for Anticipated Use
Alabama Army Ammunition Plant	Childersburg	Insufficient Data	Yes	No	No
Alabama Plating Company, Inc.	Vincent	Yes	Yes	Yes	Yes
American Brass Inc.	Headland	Yes	Yes	Yes	Yes

Anniston Army Depot (Southeast Industrial Area)	Anniston	Yes	Yes	No	No
Ciba-Geigy Corp. (Mcintosh Plant)	Mcintosh	Yes	Yes	Yes	Yes
Interstate Lead Co. (Ilco)	Leeds	Yes	Yes	No	Yes
Olin Corp. (Mcintosh Plant)	Mcintosh	Yes	Yes	No	No
Stauffer Chemical Co. (Cold Creek Plant)	Bucks	Yes	Yes	No	No
Stauffer Chemical Co. (Lemoyne Plant)	Axis	Yes	Yes	No	No
T.H. Agriculture & Nutrition Co. (Montgomery Plant)	Montgomery	Yes	Yes	Yes	Yes
Triana/Tennessee River	Limestone/Morgan	Yes	Not a Groundwater Site	No	Yes
USARMY/NA SA Redstone Arsenal	Huntsville	Yes	No	No	No

AMERICAN SAMOA

Number of sites: 0

ARKANSAS

Number of sites: 9

Arkansas has the 41st most Superfund toxic waste sites of any U.S. state, territory, or Washington D.C.

Number of sites with human exposure under control: 8

Sites with insufficient data: 1

Sites with human exposure not under control: 0

Number of sites with groundwater migration under control: 8

Sites with insufficient data: 1

Sites with groundwater migration not under control: 0

Table of National Priorities List sites in Arkansas:

Site Name	City	Human Exposure Under Control	Groundwater Migration Under Control	Construction Complete	Site-wide Ready for Anticipated Use
Arkwood, Inc.	Omaha	Yes	Yes	Yes	Yes
Cedar Chemical Corporation	West Helena	Insufficient Data	Insufficient Data	No	No
Macmillan Ring Free Oil	Norphlet	Yes	Yes	No	No
Mid-South Wood Products	Mena	Yes	Yes	Yes	Yes
Mountain Pine Pressure Treating	Plainview	Yes	Yes	Yes	Yes
Old Midland Products	Ola/Birta	Yes	Yes	Yes	Yes

Ouachita Nevada Wood Treater	Reader	Yes	Yes	No	Yes
Popile, Inc.	El Dorado	Yes	Yes	Yes	Yes
Vertac, Inc.	Jacksonville	Yes	Yes	No	Yes

ARIZONA

Number of sites: 9

Arizona has the 41st most Superfund toxic waste sites of any U.S. state, territory, or Washington D.C.

Number of sites with human exposure under control: 7

Sites with insufficient data: 1

Sites with human exposure not under control: 1

Number of sites with groundwater migration under control: 5

Sites with insufficient data: 0

Sites with groundwater migration not under control: 4

Table of National Priorities List sites in Arizona:

Site Name	City	Human Exposure Under Control	Groundwater Migration Under Control	Construction Complete	Site-wide Ready for Anticipated Use
Apache Powder Co.	Saint David	Yes	Yes	Yes	Yes
Hassayampa Landfill	Arlington	Yes	Yes	Yes	Yes
Indian Bend Wash Area	Scottsdale	Yes	Yes	Yes	Yes
Iron King Mine - Humboldt Smelter	Dewey-Humboldt	No	Yes	No	No

Motorola, Inc. (52nd Street Plant)	Phoenix	Insufficient Data	No	No	No
Phoenix- Goodyear Airport Area	Goodyear	Yes	No	No	No
Tucson International Airport Area	Tucson	Yes	No	No	No
Williams Air Force Base	Chandler	Yes	No	No	No
Yuma Marine Corps Air Station	Yuma	Yes	Yes	Yes	Yes

CALIFORNIA

Number of sites: 97

California has the 2nd most Superfund toxic waste sites of any U.S. state, territory, or Washington D.C.

Number of sites with human exposure under control: 73

Sites with insufficient data: 15

Sites with human exposure not under control: 9

Number of sites with groundwater migration under control: 54

Sites with insufficient data: 11

Sites with groundwater migration not under control: 25

Sites that are not groundwater sites: 7

Table of National Priorities List sites in California:

Site Name	City	Human Exposure Under Control	Groundwater Migration Under Control	Construction Complete	Site-wide Ready for Anticipated Use
Advanced Micro Devices, Inc.	Sunnyvale	Yes	Yes	No	Yes
Advanced Micro Devices, Inc. (Building 915)	Sunnyvale	Yes	Yes	Yes	Yes
Aerjet General Corp.	Rancho Cordova	Yes	No	No	No
Alameda Naval Air Station	Alameda	Yes	Yes	No	No
Alark Hard Chrome	Riverside	Yes	No	No	No
Amco Chemical	Oakland	Yes	No	No	No

Applied Materials	Santa Clara	Yes	Yes	Yes	Yes
Argonaut Mine	Jackson	No	Not a Groundwater Site	No	No
Atlas Asbestos Mine	Coalinga	Yes	Not a Groundwater Site	Yes	Yes
Barstow Marine Corps Logistics Base	Barstow	Yes	Yes	No	No
Beckman Instruments (Porterville Plant)	Porterville	Yes	Yes	Yes	Yes
Blue Ledge Mine	Rogue River-Siskiyou Nf	Insufficient Data	Not a Groundwater Site	No	No
Brown & Bryant, Inc. (Arvin Plant)	Arvin	Yes	No	No	No
Camp Pendleton Marine Corps Base	Camp Pendleton	Yes	Yes	No	No
Casmalia Resources	Casmalia	Yes	Yes	No	No
Castle Air Force Base (6 Areas)	Merced	Yes	Yes	Yes	Yes
Coast Wood Preserving	Ukiah	Yes	Yes	Yes	Yes
Concord Naval Weapons Station	Concord	Yes	Insufficient Data	No	No

Cooper Drum Co.	South Gate	Yes	No	No	No
Copper Bluff Mine	Hoopa	No	Insufficient Data	No	No
Crazy Horse Sanitary Landfill	Salinas	Yes	Yes	No	No
CTS Printex, Inc.	Mountain View	Yes	Yes	Yes	Yes
Del Amo	Los Angeles	Yes	No	No	No
Edwards Air Force Base	Edwards Afb	Insufficient Data	Yes	No	No
El Toro Marine Corps Air Station	El Toro	Yes	Yes	No	No
Fairchild Semiconductor Corp. (Mountain View Plant)	Mountain View	Insufficient Data	No	No	Yes
Fairchild Semiconductor Corp. (South San Jose Plant)	San Jose	Yes	Yes	Yes	Yes
Fort Ord	Marina	No	Yes	No	No
Fresno Municipal Sanitary Landfill	Fresno	Yes	No	No	No
Frontier Fertilizer	Davis	Yes	Insufficient Data	No	Yes
George Air Force Base	Victorville	Yes	Yes	No	No

Halaco Engineering Company	Oxnard	Insufficient Data	Insufficient Data	No	No
Hewlett-Packard (620-640 Page Mill Road)	Palo Alto	Yes	Insufficient Data	Yes	Yes
Hunters Point Naval Shipyard	San Francisco	Yes	Yes	No	No
Industrial Waste Processing	Fresno	No	Yes	No	Yes
Intel Corp. (Mountain View Plant)	Mountain View	Insufficient Data	No	No	Yes
Intel Magnetics	Santa Clara	Yes	Yes	Yes	Yes
Intersil Inc./Siemens Components	Cupertino	Yes	Yes	No	Yes
Iron Mountain Mine	Redding	Yes	No	No	No
J.H. Baxter & Co.	Weed	Yes	Yes	Yes	Yes
Jervis B. Webb Co.	South Gate	Insufficient Data	Insufficient Data	No	No
Jet Propulsion Laboratory (NASA)	Pasadena	Yes	Yes	Yes	Yes
Klau/Buena Vista Mine	Paso Robles	No	Insufficient Data	No	No
Koppers Co., Inc. (Oroville Plant)	Oroville	Yes	Yes	Yes	Yes

Laboratory For Energy-Related Health Research/Old Campus Landfill (USDOE)	Davis	Yes	Yes	No	No
Lava Cap Mine	Nevada City	No	Insufficient Data	No	No
Lawrence Livermore Natl Lab (Site 300) (USDOE)	Tracy	Yes	Yes	No	No
Lawrence Livermore Natl Lab, Main Site (USDOE)	Livermore	Yes	Yes	Yes	Yes
Leviathan Mine	Markleeville	Insufficient Data	Insufficient Data	No	No
Lorentz Barrel & Drum Co.	San Jose	Yes	Insufficient Data	Yes	Yes
March Air Force Base	Riverside	Yes	Yes	No	No
Mather Air Force Base (AC&W Disposal Site)	Mather	Insufficient Data	Yes	Yes	Yes
Mcclellan Air Force Base (Ground Water Contamination)	Mcclellan Afb	Yes	Yes	No	No
Mccoll	Fullerton	Yes	Yes	Yes	Yes
Mccormick & Baxter Creosoting Co.	Stockton	Yes	Yes	No	No

Modesto Ground Water Contamination	Modesto	Yes	No	No	No
Moffett Field Naval Air Station	Moffett Field	Yes	No	No	No
Monolithic Memories	Sunnyvale	Yes	Yes	Yes	Yes
Montrose Chemical Corp.	Torrance	No	No	No	No
National Semiconductor Corp.	Santa Clara	Insufficient Data	Yes	No	Yes
New Idria Mercury Mine	Idria	Insufficient Data	Not a Groundwater Site	No	No
Newmark Ground Water Contamination	San Bernardino	Yes	Yes	No	No
Norton Air Force Base (Lndfl #2)	San Bernardino	Yes	Yes	Yes	Yes
Omega Chemical Corporation	Whittier	Yes	No	No	No
Operating Industries, Inc., Landfill	Monterey Park	Yes	Yes	Yes	Yes
Orange County North Basin	Orange County	Insufficient Data	No	No	No
Pacific Coast Pipeline	Fillmore	Yes	Yes	Yes	Yes
Pemaco Maywood	Maywood	Yes	Yes	Yes	Yes

Purity Oil Sales, Inc.	Malaga	Yes	Yes	No	Yes
Raytheon Corp.	Mountain View	Insufficient Data	No	No	Yes
Riverbank Army Ammunition Plant	Riverbank	Yes	Yes	Yes	Yes
Rockets, Fireworks, And Flares Site	Rialto	Yes	No	No	No
Sacramento Army Depot	Sacramento	Yes	Yes	Yes	Yes
San Fernando Valley (Area 1)	North Hollywood	Yes	No	No	No
San Fernando Valley (Area 2)	Glendale	Yes	No	No	No
San Fernando Valley (Area 4)	Los Angeles	Insufficient Data	Yes	No	No
San Gabriel Valley (Area 1)	El Monte	Insufficient Data	No	No	No
San Gabriel Valley (Area 2)	Baldwin Park	Yes	Yes	No	No
San Gabriel Valley (Area 3)	Alhambra	Yes	No	No	No
San Gabriel Valley (Area 4)	La Puente	Yes	No	No	No
Selma Pressure Treating Company	Selma	Yes	No	Yes	Yes

Sharpe Army Depot	Lathrop	Yes	Yes	Yes	Yes
South Bay Asbestos Area	Alviso	Yes	Not a Groundwater Site	Yes	Yes
Southern Avenue Industrial Area	South Gate	Insufficient Data	Insufficient Data	No	No
Spectra-Physics, Inc.	Mountain View	Yes	Yes	Yes	Yes
Stringfellow	Mira Loma	Yes	No	No	No
Sulphur Bank Mercury Mine	Clearlake Oaks	No	No	No	No
Synertek, Inc. (Building 1)	Santa Clara	Yes	Yes	Yes	Yes
Teledyne Semiconductor	Mountain View	Yes	Yes	Yes	Yes
Tracy Defense Depot (USARMY)	Tracy	Yes	Yes	Yes	Yes
Travis Air Force Base	Travis Afb	Yes	Yes	No	No
TRW Microwave, Inc (Building 825)	Sunnyvale	Yes	Yes	No	Yes
United Heckathorn Co.	Richmond	No	Not a Groundwater Site	No	No
Valley Wood Preserving, Inc.	Turlock	Yes	Yes	Yes	Yes

Waste Disposal, Inc.	Santa Fe Springs	Yes	Not a Groundwater Site	Yes	Yes
Watkins-Johnson Co. (Stewart Division Plant)	Scotts Valley	Yes	Yes	No	Yes
Westinghouse Electric Corp. (Sunnyvale Plant)	Sunnyvale	Yes	Yes	Yes	Yes

COLORADO

Number of sites: 20

Colorado has the 19th most Superfund toxic waste sites of any U.S. state, territory, or Washington D.C.

Number of sites with human exposure under control: 14

Sites with insufficient data: 1

Sites with human exposure not under control: 5

Number of sites with groundwater migration under control: 10

Sites with insufficient data: 6

Sites with groundwater migration not under control: 4

Table of National Priorities List sites in Colorado:

Site Name	City	Human Exposure Under Control	Groundwater Migration Under Control	Construction Complete	Site-wide Ready for Anticipated Use
Air Force Plant Pjks	Littleton	Yes	Yes	Yes	Yes
Bonita Peak Mining District	Unincorporated	No	No	No	No

Broderick Wood Products	Denver	Yes	Yes	Yes	Yes
California Gulch	Leadville	Yes	Yes	No	No
Captain Jack Mill	Ward	Yes	Insufficient Data	No	No
Central City, Clear Creek	Idaho Springs	No	No	No	No
Chemical Sales Co.	Denver	Yes	Yes	Yes	Yes
Colorado Smelter	Pueblo	No	Insufficient Data	No	No
Denver Radium Site	Denver	Yes	Yes	Yes	Yes
Eagle Mine	Minturn	No	No	No	Yes
Lincoln Park	Canon City	Insufficient Data	Insufficient Data	No	No
Lowry Landfill	Unincorporated Arapahoe County	Yes	Yes	Yes	Yes
Marshall Landfill	Boulder	Yes	Insufficient Data	Yes	Yes
Nelson Tunnel/Commodore Waste Rock	Creede	Yes	Insufficient Data	No	No
Rocky Flats Plant (USDOE)	Golden	Yes	Yes	Yes	Yes
Rocky Mountain Arsenal (USARMY)	Adams County	Yes	Yes	No	No

Standard Mine	Gunnison National Forest	Yes	No	No	No
Summitville Mine	Rio Grande County	Yes	Yes	No	Yes
Uravan Uranium Project (Union Carbide Corp.)	Uravan	Yes	Yes	No	Yes
Vasquez Boulevard And I-70	Denver	No	Insufficient Data	No	No

CONNECTICUT

Number of sites: 13

Connecticut has the 30th most Superfund toxic waste sites of any U.S. state, territory, or Washington D.C.

Number of sites with human exposure under control: 12

Sites with insufficient data: 0

Sites with human exposure not under control: 1

Number of sites with groundwater migration under control: 10

Sites with insufficient data: 2

Sites with groundwater migration not under control: 1

Table of National Priorities List sites in Connecticut:

Site Name	City	Human Exposure Under Control	Groundwater Migration Under Control	Construction Complete	Site-wide Ready for Anticipated Use
Barkhamsted-New Hartford Landfill	Barkhamsted	Yes	Yes	Yes	Yes

Beacon Heights Landfill	Beacon Falls	Yes	Yes	Yes	Yes
Durham Meadows	Durham	Yes	No	No	No
Gallup's Quarry	Plainfield	Yes	Yes	Yes	Yes
Kellogg-Deering Well Field	Norwalk	Yes	Yes	Yes	Yes
Laurel Park, Inc.	Naugatuck Borough	Yes	Yes	No	Yes
Linemaster Switch Corp.	Woodstock	Yes	Insufficient Data	Yes	Yes
New London Submarine Base	New London	Yes	Yes	No	No
Precision Plating Corp.	Vernon	Yes	Insufficient Data	No	No
Raymark Industries, Inc.	Stratford	No	Yes	No	No
Scovill Industrial Landfill	Waterbury	Yes	Yes	No	No
Solvents Recovery Service Of New England	Southington	Yes	Yes	No	Yes
Yaworski Waste Lagoon	Canterbury	Yes	Yes	Yes	Yes

DELAWARE

Number of sites: 16

Delaware has the 26th most Superfund toxic waste sites of any U.S. state, territory, or Washington D.C.

Number of sites with human exposure under control: 13

Sites with insufficient data: 3

Sites with human exposure not under control: 0

Number of sites with groundwater migration under control: 10

Sites with insufficient data: 2

Sites with groundwater migration not under control: 4

Table of National Priorities List sites in Delaware:

Site Name	City	Human Exposure Under Control	Groundwater Migration Under Control	Construction Complete	Site-wide Ready for Anticipated Use
Army Creek Landfill	New Castle	Yes	No	Yes	Yes
Blades Groundwater	Blades	Insufficient Data	Insufficient Data	No	No
Chem-Solv, Inc.	Dover	Yes	Yes	Yes	Yes
Delaware City Pvc Plant	New Castle	Yes	Yes	No	Yes
Delaware Sand & Gravel Landfill	New Castle	Yes	No	No	Yes
Dover Air Force Base	Dover	Yes	Yes	Yes	Yes
Dover Gas Light Co.	Dover	Yes	Yes	No	No

E.I. Du Pont De Nemours & Co., Inc. (Newport Pigment Plant Landfill)	Newport	Yes	Yes	No	Yes
Halby Chemical Co.	New Castle	Yes	Yes	Yes	Yes
Harvey & Knott Drum, Inc.	Kirkwood	Yes	Yes	Yes	Yes
Hockessin Groundwater	Hockessin	Insufficient Data	No	No	No
Koppers Co., Inc. (Newport Plant)	Newport	Yes	Yes	No	No
Ncr Corp. (Millsboro Plant)	Millsboro	Yes	Yes	Yes	Yes
Newark South Ground Water Plume	Newark	Insufficient Data	Insufficient Data	No	No
Standard Chlorine Of Delaware, Inc.	New Castle	Yes	No	No	No
Tybouts Corner Landfill	New Castle	Yes	Yes	Yes	Yes

DISTRICT OF COLUMBIA

Number of sites: 1

Washington D.C. has the 50th most Superfund toxic waste sites of any U.S. state, territory, or Washington D.C.

Number of sites with human exposure under control: 1

Sites with insufficient data: 0

Sites with human exposure not under control: 0

Number of sites with groundwater migration under control: 1

Sites with insufficient data: 0

Sites with groundwater migration not under control: 0

Sites that are not groundwater sites: 0

Table of National Priorities List sites in Washington D.C.:

Site Name	City	Human Exposure Under Control	Groundwater Migration Under Control	Construction Complete	Site-wide Ready for Anticipated Use
Washington Navy Yard	Washington	Yes	Yes	No	No

FLORIDA

Number of sites: 52

Florida has the 7th most Superfund toxic waste sites of any U.S. state, territory, or Washington D.C.

Number of sites with human exposure under control: 51

Sites with insufficient data: 0

Sites with human exposure not under control: 1

Number of sites with groundwater migration under control: 41

Sites with insufficient data: 3

Sites with groundwater migration not under control: 6

Sites that are not groundwater sites: 2

Table of National Priorities List sites in Florida:

Site Name	City	Human Exposure Under Control	Groundwater Migration Under Control	Construction Complete	Site-wide Ready for Anticipated Use
Agrico Chemical Co.	Pensacola	Yes	Yes	Yes	Yes
Airco Plating Co.	Miami	Yes	Yes	Yes	Yes
Alaric Area Gw Plume	Tampa	Yes	Yes	No	Yes
American Creosote Works, Inc. (Pensacola Plant)	Pensacola	No	Yes	No	No
Anodyne, Inc.	North Miami Beach	Yes	No	No	No
Arkla Terra Property	Thonotosassa	Yes	Yes	Yes	Yes
Cabot/Koppers	Gainesville	Yes	Yes	No	No

Chevron Chemical Co. (Ortho Division)	Orlando	Yes	Yes	No	Yes
City Industries, Inc.	Orlando	Yes	Yes	Yes	Yes
Continental Cleaners	Miami	Yes	Yes	No	No
Escambia Wood - Pensacola	Pensacola	Yes	No	No	No
Flash Cleaners	Pompano Beach	Yes	No	Yes	Yes
Florida Petroleum Reprocessors	Fort Lauderdale	Yes	Yes	Yes	Yes
Florida Steel Corp.	Indiantown	Yes	Yes	Yes	Yes
General Dynamics Longwood	Longwood	Yes	Insufficient Data	No	No
Harris Corp. (Palm Bay Plant)	Palm Bay	Yes	Yes	Yes	Yes
Helena Chemical Co. (Tampa Plant)	Tampa	Yes	Yes	No	No
Hollingsworth Solderless Terminal	Fort Lauderdale	Yes	Yes	Yes	Yes
Homestead Air Force Base	Homestead Air Force Base	Yes	Yes	No	Yes
Jacksonville Naval Air Station	Jacksonville	Yes	Yes	No	No

Jj Seifert Machine	Ruskin	Yes	Yes	No	Yes
Kerr-Mcgee Chemical Corp - Jacksonville	Jacksonville	Yes	No	No	No
Landia Chemical Company	Lakeland	Yes	Yes	No	No
Madison County Sanitary Landfill	Madison	Yes	Yes	No	Yes
Miami Drum Services	Miami	Yes	Yes	Yes	Yes
Mri Corp (Tampa)	Tampa	Yes	Yes	No	Yes
Peak Oil Co./Bay Drum Co.	Tampa	Yes	Yes	Yes	Yes
Pensacola Naval Air Station	Pensacola	Yes	Yes	No	No
Pepper Steel & Alloys, Inc.	Medley	Yes	Not a Groundwater Site	Yes	Yes
Petroleum Products Corp.	Pembroke Park	Yes	Yes	No	No
Pickettville Road Landfill	Jacksonville	Yes	Yes	Yes	Yes
Piper Aircraft Corp./Vero Beach Water & Sewer Department	Vero Beach	Yes	Yes	Yes	Yes

Post And Lumber Preserving Co Inc	Quincy	Yes	Insufficient Data	No	No
Raleigh Street Dump	Tampa	Yes	Yes	Yes	Yes
Reeves Southeastern Galvanizing Corp.	Tampa	Yes	Yes	Yes	Yes
Sanford Dry Cleaners	Sanford	Yes	Yes	No	Yes
Sapp Battery Salvage	Cottondale	Yes	Yes	No	Yes
Sherwood Medical Industries	Deland	Yes	Yes	Yes	Yes
Solitron Microwave	Stuart	Yes	Yes	Yes	Yes
Southern Solvents, Inc.	Tampa	Yes	No	No	No
Stauffer Chemical Co (Tampa)	Tampa	Yes	Yes	Yes	Yes
Stauffer Chemical Co. (Tarpon Springs)	Tarpon Springs	Yes	Yes	No	No
Sydney Mine Sludge Ponds	Brandon	Yes	Yes	Yes	Yes
Taylor Road Landfill	Seffner	Yes	Yes	Yes	Yes
Tower Chemical Co.	Clermont	Yes	No	No	No

Trans Circuits, Inc.	Lake Park	Yes	Yes	Yes	Yes
Tyndall Air Force Base	Panama City	Yes	Insufficient Data	No	No
United Metals, Inc.	Marianna	Yes	Yes	Yes	Yes
USN Air Station Cecil Field	Jacksonville	Yes	Yes	Yes	Yes
Whiting Field Naval Air Station	Milton	Yes	Yes	No	No
Wingate Road Municipal Incinerator Dump	Fort Lauderdale	Yes	Not a Groundwater Site	Yes	Yes
Zellwood Ground Water Contamination	Zellwood	Yes	Yes	No	Yes

GEORGIA

Number of sites: 16

Georgia has the 26th most Superfund toxic waste sites of any U.S. state, territory, or Washington D.C.

Number of sites with human exposure under control: 13

Sites with insufficient data: 1

Sites with human exposure not under control: 2

Number of sites with groundwater migration under control: 10

Sites with insufficient data: 4

Sites with groundwater migration not under control: 2

Table of National Priorities List sites in Georgia:

Site Name	City	Human Exposure Under Control	Groundwater Migration Under Control	Construction Complete	Site-wide Ready for Anticipated Use
Alternate Energy Resources Inc	Augusta	Yes	Yes	No	Yes
Armstrong World Industries	Macon	No	Insufficient Data	No	No
Brunswick Wood Preserving	Brunswick	Yes	No	No	Yes
Camilla Wood Preserving Company	Camilla	Yes	Yes	Yes	Yes
Diamond Shamrock Corp. Landfill	Cedartown	Yes	Yes	Yes	Yes
Firestone Tire & Rubber Co. (Albany Plant)	Albany	Yes	Yes	Yes	Yes

Hercules 009 Landfill	Brunswick	Yes	Yes	Yes	Yes
LCP Chemicals Georgia	Brunswick	No	No	No	No
Macon Naval Ordnance Plant	Macon	Insufficient Data	Insufficient Data	No	No
Marine Corps Logistics Base	Albany	Yes	Yes	No	Yes
Marzone Inc./Chevron Chemical Co.	Tifton	Yes	Insufficient Data	No	No
Mathis Brothers Landfill (South Marble Top Road)	Kensington	Yes	Yes	No	Yes
Peach Orchard Rd PCE Groundwater Plume Site	Augusta	Yes	Yes	No	Yes
Robins Air Force Base (Landfill #4/Sludge Lagoon)	Houston County	Yes	Yes	Yes	Yes
T.h. Agriculture & Nutrition Co. (Albany Plant)	Albany	Yes	Yes	No	No
Woolfolk Chemical Works, Inc.	Fort Valley	Yes	Insufficient Data	No	No

GUAM

Number of sites: 2

Guam has the 48th most Superfund toxic waste sites of any U.S. state, territory, and Washington D.C.

Number of sites with human exposure under control: 2

Sites with insufficient data: 0

Sites with human exposure not under control: 0

Number of sites with groundwater migration under control: 2

Sites with insufficient data: 0

Sites with groundwater migration not under control: 0

Table of National Priorities List sites in Guam:

Site Name	City	Human Exposure Under Control	Groundwater Migration Under Control	Construction Complete	Site-wide Ready for Anticipated Use
Andersen Air Force Base	Yigo	Yes	Yes	No	No
Ordot Landfill	Agana	Yes	Yes	Yes	Yes

HAWAII

Number of sites: 3

Hawaii has the 47th most Superfund toxic waste sites of any U.S. state, territory, and Washington D.C.

Number of sites with human exposure under control: 2

Sites with insufficient data: 0

Sites with human exposure not under control: 1

Number of sites with groundwater migration under control: 1

Sites with insufficient data: 2

Sites with groundwater migration not under control: 0

Table of National Priorities List sites in Hawaii:

Site Name	City	Human Exposure Under Control	Groundwater Migration Under Control	Construction Complete	Site-wide Ready for Anticipated Use
Del Monte Corp. (Oahu Plantation)	Kunia	Yes	Insufficient Data	Yes	Yes
Naval Computer And Telecommunications Area Master Station Eastern Pacific	Wahiawa	Yes	Yes	No	No
Pearl Harbor Naval Complex	Pearl Harbor	No	Insufficient Data	No	No

IOWA

Number of sites: 11

Iowa has the 39th most Superfund toxic waste sites of any state, territory, or Washington D.C.

Number of sites with human exposure under control: 11

Sites with insufficient data: 0

Sites with human exposure not under control: 0

Number of sites with groundwater migration under control: 8

Sites with insufficient data: 1

Sites with groundwater migration not under control: 2

Table of National Priorities List sites in Iowa:

Site Name	City	Human Exposure Under Control	Groundwater Migration Under Control	Construction Complete	Site-wide Ready for Anticipated Use
Des Moines TCE	Des Moines	Yes	Yes	Yes	Yes
Fairfield Coal Gasification Plant	Fairfield	Yes	Yes	Yes	Yes
Iowa Army Ammunition Plant	Middletown	Yes	Yes	No	No
Lawrence Todtz Farm	Camanche	Yes	No	Yes	Yes
Mason City Coal Gasification Plant	Mason City	Yes	Insufficient Data	Yes	Yes
Midwest Manufacturing /North Farm	Kellogg	Yes	Yes	Yes	Yes
PCE Former	Atlantic	Yes	Yes	Yes	Yes

Dry Cleaner					
Peoples Natural Gas Co.	Dubuque	Yes	Yes	Yes	Yes
Railroad Avenue Groundwater Contamination	West Des Moines	Yes	Yes	Yes	Yes
Shaw Avenue Dump	Charles City	Yes	Yes	Yes	Yes
Vogel Paint & Wax Co.	Maurice	Yes	No	No	Yes

IDAHO

Number of sites: 6

Idaho has the 45th most Superfund toxic waste sites of any U.S. state, territory, and Washington D.C.

Number of sites with human exposure under control: 5

Sites with insufficient data: 0

Sites with human exposure not under control: 1

Number of sites with groundwater migration under control: 1

Sites with insufficient data: 1

Sites with groundwater migration not under control: 4

Table of National Priorities List sites in Idaho:

Site Name	City	Human Exposure Under Control	Groundwater Migration Under Control	Construction Complete	Site-wide Ready for Anticipated Use
Bunker Hill Mining & Metallurgical Complex	Smelterville	No	No	No	No

Eastern Michaud Flats Contamination	Pocatello	Yes	No	No	No
Idaho National Engineering Laboratory (USDOE)	Idaho Falls	Yes	Yes	No	No
Kerr-McGee Chemical Corp. (Soda Springs Plant)	Soda Springs	Yes	No	No	Yes
Monsanto Chemical Co. (Soda Springs Plant)	Soda Springs	Yes	No	No	Yes
Mountain Home Air Force Base	Mountain Home	Yes	Insufficient Data	No	Yes

ILLINOIS

Number of sites: 45

Illinois has the 9th most Superfund toxic waste sites of any U.S. state, territory, or Washington D.C.

Number of sites with human exposure under control: 34

Sites with insufficient data: 4

Sites with human exposure not under control: 7

Number of sites with groundwater migration under control: 27

Sites with insufficient data: 13

Sites with groundwater migration not under control: 3

Sites that are not groundwater sites: 2

Table of National Priorities List sites in Illinois:

Site Name	City	Human Exposure Under Control	Groundwater Migration Under Control	Construction Complete	Site-wide Ready for Anticipated Use
Acme Solvent Reclaiming, Inc. (Morristown Plant)	Morristown	Yes	Yes	Yes	Yes
Adams County Quincy Landfills 2&3	Quincy	Yes	Yes	Yes	Yes
Amoco Chemicals (Joliet Landfill)	Joliet	Yes	Insufficient Data	No	No
Asarco Taylor Springs	Taylor Springs	No	Yes	No	No
Bautsch-Gray Mine	Galena	No	Insufficient Data	No	No
Beloit Corp.	Rockton	Yes	Yes	No	Yes
Byron Salvage Yard	Byron	Yes	Yes	Yes	Yes

Central Illinois Public Service Co.	Taylorville	Yes	Yes	Yes	Yes
Chemetco	Hartford	Insufficient Data	Insufficient Data	No	No
Cross Brothers Pail Recycling (Pembroke)	Pembroke Township	Yes	Yes	Yes	Yes
Depue/New Jersey Zinc/Mobil Chemical Corp.	Depue	No	No	No	No
Eagle Zinc Co Div T L Diamond	Hillsboro	Yes	Insufficient Data	No	No
Estech General Chemical Company	Calumet City	Insufficient Data	Insufficient Data	No	No
Galesburg/Koppers Co.	Galesburg	Yes	Yes	Yes	Yes
H.O.D. Landfill	Antioch	Yes	Insufficient Data	No	Yes
Hegeler Zinc	Danville	Yes	Insufficient Data	No	No
Indian Refinery-Texaco Lawrenceville	Lawrenceville	Yes	Yes	No	No
Interstate Pollution Control, Inc.	Rockford	Yes	Yes	No	Yes
Jennison-wright Corporation	Granite City	Yes	Insufficient Data	No	Yes
Johns-manville	Waukegan	Yes	Insufficient	No	Yes

Corp.			Data		
Joliet Army Ammunition Plant (Load-Assembly-Packing Area)	Joliet	Yes	Yes	Yes	Yes
Joliet Army Ammunition Plant (Manufacturing Area)	Joliet	Yes	Yes	Yes	Yes
Kerr-Mcgee (Kress Creek/West Branch Of Dupage River)	Dupage County	Yes	Not a Groundwater Site	Yes	Yes
Kerr-Mcgee (Residential Areas)	West Chicago	Yes	Not a Groundwater Site	Yes	Yes
Lake Calumet Cluster	Chicago	Yes	Insufficient Data	No	No
Lasalle Electric Utilities	La Salle	Yes	Yes	No	Yes
Lenz Oil Service, Inc.	Lemont	Yes	Yes	Yes	Yes
Matthiessen And Hegeler Zinc Company	La Salle	No	Yes	No	No
Mig/Dewane Landfill	Belvidere	Yes	Yes	Yes	Yes
NI Industries/Tara corp Lead Smelter	Granite City	Yes	Yes	No	Yes
Old American Zinc Plant	Fairmont City	No	Yes	No	No

Ottawa Radiation Areas	Ottawa	No	Yes	No	No
Outboard Marine Corp.	Waukegan	Insufficient Data	No	No	Yes
Pagel's Pit	Rockford	Yes	Yes	Yes	Yes
Parsons Casket Hardware Co.	Belvidere	Yes	No	No	No
Sandoval Zinc Company	Sandoval	No	Yes	No	No
Sangamo Electric Dump/ Crab Orchard National Wildlife Refuge (USDOJ)	Cartersville	Yes	Insufficient Data	No	No
Savanna Army Depot Activity	Savanna	Yes	Insufficient Data	No	No
Schroud Property	Chicago	Insufficient Data	Insufficient Data	No	No
Southeast Rockford Ground Water Contamination	Rockford	Yes	Yes	No	No
Tri-county Landfill Co./Waste Management Of Illinois, Inc.	Elgin	Yes	Yes	Yes	Yes
Velsicol Chemical Corp. (Marshall Plant)	Marshall	Yes	Yes	Yes	Yes
Wauconda Sand & Gravel	Wauconda	Yes	Yes	Yes	Yes

Woodstock Municipal Landfill	Woodstock	Yes	Yes	Yes	Yes
Yeoman Creek Landfill	Waukegan	Yes	Yes	No	Yes

INDIANA

Number of sites: 38

Indiana has the 10th most Superfund toxic waste sites of any U.S. state, territory, and Washington D.C.

Number of sites with human exposure under control: 23

Sites with insufficient data: 8

Sites with human exposure not under control: 7

Number of sites with groundwater migration under control: 23

Sites with insufficient data: 12

Sites with groundwater migration not under control: 2

Sites that are not groundwater sites: 1

Table of National Priorities List sites in Indiana:

Site Name	City	Human Exposure Under Control	Groundwater Migration Under Control	Construction Complete	Site-wide Ready for Anticipated Use
American Chemical Service, Inc.	Griffith	Yes	Yes	Yes	Yes
Beck's Lake	South Bend	No	Yes	No	No
Broadway Street Corridor Groundwater Contamination	Anderson	Insufficient Data	Insufficient Data	No	No
Cam-or Inc.	Westville	Insufficient Data	No	No	No

Cliff Drive Groundwater Contamination	Logansport	Insufficient Data	Insufficient Data	No	No
Conrail Rail Yard (Elkhart)	Elkhart	Yes	Yes	Yes	Yes
Continental Steel Corp.	Kokomo	Yes	Yes	Yes	Yes
Douglass Road/Uniroyal, Inc., Landfill	Mishawaka	Yes	Yes	Yes	Yes
Elm Street Ground Water Contamination	Terre Haute	No	Yes	No	No
Envirochem Corp.	Zionsville	Yes	No	Yes	Yes
Fisher-Calo	La Porte	Insufficient Data	Yes	No	Yes
Fort Wayne Reduction Dump	Fort Wayne	Yes	Yes	Yes	Yes
Franklin Street Groundwater Contamination	Spencer	Insufficient Data	Insufficient Data	No	No
Galen Myers Dump/Drum Salvage	Osceola	Yes	Yes	Yes	Yes
Garden City Ground Water Plume	Garden City	Yes	Yes	Yes	Yes
Gary Development Landfill	Gary	Insufficient Data	Insufficient Data	No	No
Himco Dump	Elkhart	Yes	Yes	Yes	Yes

Jacobsville Neighborhood Soil Contamination	Evansville	No	Not a Groundwater Site	No	No
Keystone Corridor Ground Water Contamination	Indianapolis	No	Insufficient Data	No	No
Kokomo Contaminated Ground Water Plume	Kokomo	Insufficient Data	Insufficient Data	No	No
Lake Sandy Jo (M&m Landfill)	Gary	Yes	Yes	Yes	Yes
Lakeland Disposal Service, Inc.	Claypool	Yes	Yes	Yes	Yes
Lane Street Ground Water Contamination	Elkhart	Yes	Insufficient Data	No	No
Lusher Street Ground Water Contamination	Elkhart	No	Insufficient Data	No	No
Main Street Well Field	Elkhart	Yes	Yes	Yes	Yes
Marion (Bragg) Dump	Marion	Yes	Yes	Yes	Yes
Midco I	Gary	Yes	Yes	Yes	Yes
Midco II	Gary	Yes	Yes	Yes	Yes
Ninth Avenue Dump	Gary	Yes	Insufficient Data	No	Yes
North Shore Drive	Elkhart	Insufficient Data	Insufficient Data	No	No

Northside Sanitary Landfill, Inc	Zionsville	Yes	Yes	Yes	Yes
Pike And Mulberry Streets PCE Plume	Martinsville	No	Insufficient Data	No	No
Prestolite Battery Division	Vincennes	Yes	Yes	No	Yes
Reilly Tar & Chemical Corp. (Indianapolis Plant)	Indianapolis	Yes	Yes	Yes	Yes
Seymour Recycling Corp.	Seymour	Yes	Yes	Yes	Yes
Tippecanoe Sanitary Landfill, Inc.	Lafayette	Yes	Yes	Yes	Yes
U.S. Smelter And Lead Refinery, Inc.	East Chicago	No	Insufficient Data	No	No
Wayne Waste Oil	Columbia City	Yes	Yes	Yes	Yes

KANSAS

Number of sites: 14

Kansas has the 29th most Superfund toxic waste sites of any U.S. state, territory, or Washington D.C.

Number of sites with human exposure under control: 9

Sites with insufficient data: 1

Sites with human exposure not under control: 3

Sites not yet designated: 1

Number of sites with groundwater migration under control: 9

Sites with insufficient data: 2

Sites with groundwater migration not under control: 1

Sites that are not a groundwater site: 1

Sites not yet designated: 1

Table of National Priorities List sites in Kansas:

Site Name	City	Human Exposure Under Control	Groundwater Migration Under Control	Construction Complete	Site-wide Ready for Anticipated Use
57th And North Broadway Streets Site	Wichita	Yes	Yes	Yes	Yes
Ace Services	Colby	Yes	Yes	Yes	Yes
Caney Residential Yards	Caney	No	Not a Groundwater Site	No	No
Chemical Commodities, Inc.	Olathe	Yes	Yes	Yes	Yes
Cherokee County	Cherokee County	No	No	No	No
Cherokee Zinc - Weir Smelter	Weir	Not yet designated	Not yet designated	No	No

Doepke Disposal (Holliday)	Shawnee Mission	Yes	Yes	Yes	Yes
Former United Zinc & Associated Smelters	Iola	No	Insufficient Data	No	No
Fort Riley	Junction City	Yes	Insufficient Data	No	No
Obee Road	Hutchinson	Yes	Yes	Yes	Yes
Pester Refinery Co.	El Dorado	Yes	Yes	Yes	Yes
Plating, Inc.	Great Bend	Yes	Yes	No	No
Strother Field Industrial Park	Winfield	Insufficient Data	Yes	Yes	Yes
Wright Ground Water Contamination	Wright	Yes	Yes	No	Yes

KENTUCKY

Number of sites: 12

Kentucky has the 33rd most Superfund toxic waste sites of any U.S. state, territory, and Washington D.C.

Number of sites with human exposure under control: 11

Sites with insufficient data: 1

Sites with human exposure not under control: 0

Number of sites with groundwater migration under control: 8

Sites with insufficient data: 0

Sites with groundwater migration not under control: 1

Sites that are not groundwater sites: 3

Table of National Priorities List sites in Kentucky:

Site Name	City	Human Exposure Under Control	Groundwater Migration Under Control	Construction Complete	Site-wide Ready for Anticipated Use
B.F. Goodrich	Calvert City	Yes	Yes	No	Yes
Brantley Landfill	Island	Yes	Yes	Yes	Yes
Caldwell Lace Leather Co., Inc.	Auburn	Yes	Not a Groundwater Site	Yes	Yes
Distler Brickyard	West Point	Yes	Yes	No	Yes
Distler Farm	West Point	Yes	Yes	Yes	Yes
Fort Hartford Coal Co. Stone Quarry	Olaton	Yes	Yes	Yes	Yes
Green River Disposal, Inc.	Maceo	Yes	Not a Groundwater Site	Yes	Yes

Maxey Flats Nuclear Disposal	Hillsboro	Yes	Yes	No	Yes
National Electric Coil Co./Cooper Industries	Dayhoit	Yes	Yes	No	Yes
Paducah Gaseous Diffusion Plant (USDOE)	Paducah	Insufficient Data	No	No	No
Smith's Farm	Brooks	Yes	Not a Groundwater Site	Yes	Yes
Tri-city Disposal Co.	Shepherdsville	Yes	Yes	No	Yes

LOUISIANA

Number of sites: 13

Louisiana has the 30th most Superfund toxic waste sites of any U.S. state, territory, or Washington D.C.

Number of sites with human exposure under control: 8

Sites with insufficient data: 4

Sites with human exposure not under control: 1

Number of sites with groundwater migration under control: 7

Sites with insufficient data: 5

Sites with groundwater migration not under control: 1

Table of National Priorities List sites in Louisiana:

Site Name	City	Human Exposure Under Control	Groundwater Migration Under Control	Construction Complete	Site-wide Ready for Anticipated Use
Agriculture Street Landfill	New Orleans	Yes	Yes	Yes	Yes
American Creosote Deridder	Deridder	Insufficient Data	Insufficient Data	No	No
American Creosote Works, Inc. (Winnfield Plant)	Winnfield	Yes	Yes	No	Yes
Bayou Bonfouca	Slidell	Yes	Insufficient Data	Yes	Yes
Colonial Creosote	Bogalusa	Insufficient Data	Insufficient Data	No	No
Combustion, Inc.	Denham Springs	Yes	Yes	Yes	Yes
Delta Shipyard	Houma	Insufficient Data	Insufficient Data	No	No

Evr-Wood Treating/Evangeline Refining Company	Evangeline	No	Yes	No	No
Louisiana Army Ammunition Plant	Doyline	Yes	Yes	Yes	Yes
Madisonville Creosote Works	Madisonville	Yes	Yes	Yes	Yes
Marion Pressure Treating	Marion	Yes	No	No	No
Petro-processors Of Louisiana, Inc.	Scotlandville	Yes	Yes	No	Yes
SBA Shipyard	Jennings	Insufficient Data	Insufficient Data	No	No

MASSACHUSETTS

Number of sites: 31

Massachusetts has the 15th most Superfund toxic waste sites of any U.S. state, territory, or Washington D.C.

Number of sites with human exposure under control: 27

Sites with insufficient data: 2

Sites with human exposure not under control: 2

Number of sites with groundwater migration under control: 21

Sites with insufficient data: 6

Sites with groundwater migration not under control: 3

Sites that are not groundwater sites: 1

Table of National Priorities List sites in Massachusetts:

Site Name	City	Human Exposure Under Control	Groundwater Migration Under Control	Construction Complete	Site-wide Ready for Anticipated Use
Atlas Tack Corp.	Fairhaven	Yes	Yes	Yes	Yes
Baird & Mcguire	Holbrook	Yes	Yes	Yes	Yes
Bjat LLC	Franklin	Insufficient Data	Insufficient Data	No	No
Blackburn & Union Privileges	Walpole	Yes	Yes	Yes	Yes
Charles George Reclamation Trust Landfill	Tyngsborough	Yes	Yes	Yes	Yes
Creese & Cook Tannery (Former)	Danvers	No	Yes	No	No
Fort Devens	Fort Devens	Yes	Insufficient Data	No	No

Groveland Wells	Groveland	Yes	Yes	Yes	Yes
Hanscom Field/Hanscom Air Force Base	Bedford	Yes	Yes	Yes	Yes
Haverhill Municipal Landfill	Haverhill	Yes	Insufficient Data	No	No
Hocomonco Pond	Westborough	Yes	Yes	Yes	Yes
Industri-plex	Woburn	Yes	Yes	No	Yes
Iron Horse Park	Billerica	Yes	Yes	No	No
Microfab Inc (Former)	Amesbury	Insufficient Data	Insufficient Data	No	No
Natick Laboratory Army Research, Development, And Engineering Center	Natick	Yes	Yes	Yes	Yes
Naval Weapons Industrial Reserve Plant	Bedford	Yes	Yes	Yes	Yes
New Bedford	New Bedford	No	Not a Groundwater Site	No	No
Nuclear Metals, Inc.	Concord	Yes	Yes	No	No
Nyanza Chemical Waste Dump	Ashland	Yes	No	No	No
Olin Chemical	Wilmington	Yes	No	No	No

Otis Air National Guard Base/Camp Edwards	Falmouth	Yes	Yes	Yes	Yes
PSC Resources	Palmer	Yes	Yes	Yes	Yes
Re-Solve, Inc.	Dartmouth	Yes	Yes	Yes	Yes
Rose Disposal Pit	Lanesboro	Yes	Yes	Yes	Yes
Silresim Chemical Corp.	Lowell	Yes	Yes	Yes	Yes
South Weymouth Naval Air Station	Weymouth	Yes	Insufficient Data	No	No
Sullivan's Ledge	New Bedford	Yes	Yes	Yes	Yes
Sutton Brook Disposal Area	Tewksbury	Yes	Yes	No	Yes
W.R. Grace & Co., Inc. (Acton Plant)	Acton	Yes	Yes	Yes	Yes
Walton & Lonsbury Inc.	Attleboro	Yes	No	No	No
Wells G&H	Woburn	Yes	Insufficient Data	No	No

MARYLAND

Number of sites: 20

Maryland has the 19th most Superfund toxic waste sites of any U.S. state, territory, or Washington D.C.

Number of sites with human exposure under control: 14

Sites with insufficient data: 5

Sites with human exposure not under control: 1

Number of sites with groundwater migration under control: 9

Sites with insufficient data: 10

Sites with groundwater migration not under control: 1

Table of National Priorities List sites in Maryland:

Site Name	City	Human Exposure Under Control	Groundwater Migration Under Control	Construction Complete	Site-wide Ready for Anticipated Use
Aberdeen Proving Ground (Edgewood Area)	Edgewood	Insufficient Data	Insufficient Data	No	No
Aberdeen Proving Ground (Michaelsville Landfill)	Aberdeen	Insufficient Data	Insufficient Data	No	Yes
Andrews Air Force Base	Andrews Air Force Base	Yes	Insufficient Data	No	No
Beltsville Agricultural Research Center (USDA)	Beltsville	Yes	Insufficient Data	No	No
Brandywine Drmo	Brandywine	Yes	Insufficient Data	No	No
Bush Valley	Abingdon	Yes	Yes	Yes	Yes

Landfill					
Central Chemical (Hagerstown)	Hagerstown	Yes	Insufficient Data	No	No
Curtis Bay Coast Guard Yard	Baltimore	Insufficient Data	Insufficient Data	Yes	Yes
Dwyer Property Ground Water Plume	Elkton	Insufficient Data	Insufficient Data	No	No
Fort Detrick Area B Ground Water	Fort Detrick	Insufficient Data	No	No	No
Fort George G. Meade	Odenton	Yes	Insufficient Data	No	No
Indian Head Naval Surface Warfare Center	Indian Head	Yes	Yes	No	No
Kane & Lombard Street Drums	Baltimore	Yes	Yes	No	No
Limestone Road	Cumberland	Yes	Yes	Yes	Yes
Ordnance Products, Inc.	North East	Yes	Yes	Yes	Yes
Patuxent River Naval Air Station	Patuxent River	Yes	Insufficient Data	No	No
Sand, Gravel And Stone	Elkton	Yes	Yes	No	Yes
Sauer Dump	Dundalk	No	Yes	No	No
Spectron, Inc.	Elkton	Yes	Yes	Yes	Yes

Woodlawn County Landfill	Colora	Yes	Yes	Yes	Yes
-----------------------------	--------	-----	-----	-----	-----

MAINE

Number of sites: 12

Maine has the 33rd most Superfund toxic waste sites of any U.S. state, territory, and Washington D.C.

Number of sites with human exposure under control: 10

Sites with insufficient data: 1

Sites with human exposure not under control: 1

Number of sites with groundwater migration under control: 9

Sites with insufficient data: 2

Sites with groundwater migration not under control: 1

Table of National Priorities List sites in Maine:

Site Name	City	Human Exposure Under Control	Groundwater Migration Under Control	Construction Complete	Site-wide Ready for Anticipated Use
Brunswick Naval Air Station	Brunswick	Yes	Yes	No	Yes
Callahan Mining Corp	Brooksville (Cape Rosier)	Yes	No	No	No
Eastern Surplus	Meddybemps	Yes	Yes	Yes	Yes
Eastland Woolen Mill	Corinna	Yes	Yes	Yes	Yes
Keddy Mill	Windham	No	Insufficient Data	No	No
Leeds Metal	Leeds	Insufficient Data	Insufficient Data	No	No

Loring Air Force Base	Limestone	Yes	Yes	Yes	Yes
Mckin Co.	Gray	Yes	Yes	Yes	Yes
Portsmouth Naval Shipyard	Kittery	Yes	Yes	No	Yes
Saco Municipal Landfill	Saco	Yes	Yes	Yes	Yes
West Site/Hows Corners	Plymouth	Yes	Yes	Yes	Yes
Winthrop Landfill	Winthrop	Yes	Yes	Yes	Yes

MICHIGAN

Number of sites: 64

Michigan has the 5th most Superfund toxic waste sites of any U.S. state, territory, or Washington D.C.

Number of sites with human exposure under control: 54

Sites with insufficient data: 7

Sites with human exposure not under control: 3

Number of sites with groundwater migration under control: 41

Sites with insufficient data: 13

Sites with groundwater migration not under control: 9

Sites that are not groundwater sites: 1

Table of National Priorities List sites in Michigan:

Site Name	City	Human Exposure Under Control	Groundwater Migration Under Control	Construction Complete	Site-wide Ready for Anticipated Use
Adam's Plating	Lansing	Yes	Insufficient Data	No	Yes

Aircraft Components (D & L Sales)	Benton Harbor	Yes	Yes	Yes	Yes
Albion-sheridan Township Landfill	Albion	Yes	Yes	Yes	Yes
Allied Paper, Inc./Portage Creek/Kalamazoo River	Kalamazoo	No	Yes	No	No
American Anodco, Inc.	Ionia	Yes	Yes	Yes	Yes
Auto Ion Chemicals, Inc.	Kalamazoo	Yes	Yes	Yes	Yes
Bendix Corp./Allied Automotive	St. Joseph	Yes	Insufficient Data	No	Yes
Bofors Nobel, Inc.	Muskegon	Yes	Yes	No	No
Butterworth #2 Landfill	Grand Rapids	Yes	Yes	Yes	Yes
Cannelton Industries, Inc.	Sault Ste Marie	Yes	Yes	Yes	Yes
Chem Central	Wyoming Township	Insufficient Data	No	No	Yes
Clare Water Supply	Clare	Yes	Yes	Yes	Yes
Dsc Mclouth Steel Gibraltar Plant	Gibraltar	Insufficient Data	Insufficient Data	No	No
Electrovoice	Buchanan	Yes	Insufficient Data	Yes	Yes
Forest Waste	Otisville	Yes	No	No	Yes

Products					
G&H Landfill	Utica	Yes	Yes	No	Yes
Grand Traverse Overall Supply Co.	Greilickville	Yes	Yes	Yes	Yes
Gratiot County Landfill	St. Louis	Yes	Yes	No	Yes
H. Brown Co., Inc.	Grand Rapids	Yes	Yes	Yes	Yes
Hedblum Industries	Oscoda	Yes	Yes	Yes	Yes
Hi-mill Manufacturing Co.	Highland	Insufficient Data	Insufficient Data	No	Yes
Ionia City Landfill	Ionia	Yes	Yes	Yes	Yes
J & L Landfill	Rochester Hills	Yes	Yes	Yes	Yes
K&L Avenue Landfill	Oshtemo Township	Yes	No	No	Yes
Kaydon Corp.	Muskegon	Yes	Yes	No	Yes
Kentwood Landfill	Kentwood	Yes	Yes	Yes	Yes
Kysor Industrial Corp.	Cadillac	Yes	Yes	Yes	Yes
Liquid Disposal, Inc.	Utica	Yes	Yes	Yes	Yes
Mcgraw Edison Corp.	Albion	Yes	Yes	No	Yes
Mclouth Steel Corp	Trenton	Insufficient Data	Insufficient Data	No	No

Metamora Landfill	Metamora	Yes	Insufficient Data	Yes	Yes
Michigan Disposal Service (Cork Street Landfill)	Kalamazoo	Yes	Yes	Yes	Yes
Motor Wheel, Inc.	Lansing Township	Yes	Yes	No	Yes
Muskegon Chemical Co.	Whitehall	Yes	Yes	No	Yes
North Bronson Industrial Area	Bronson	Yes	No	No	No
Northernair Plating	Cadillac	Yes	Yes	Yes	Yes
Organic Chemicals, Inc.	Grandville	Yes	Yes	Yes	Yes
Ott/Story/Cordova Chemical Co.	Dalton Township	Yes	Yes	No	Yes
Packaging Corp. Of America	Filer City	Yes	Yes	Yes	Yes
Parsons Chemical Works, Inc.	Grand Ledge	Yes	Yes	Yes	Yes
Peerless Plating Co.	Muskegon	Yes	No	No	Yes
Pmc Groundwater	Petoskey	Yes	Yes	Yes	Yes
Rasmussen's Dump	Brighton	Yes	Yes	Yes	Yes
Rockwell International Corp. (Allegan	Allegan	Yes	Yes	Yes	Yes

Plant)					
Rose Township Dump	Rose Township	Yes	Yes	Yes	Yes
Roto-finish Co., Inc.	Portage	Yes	Insufficient Data	Yes	Yes
Sca Independent Landfill	Muskegon Heights	Yes	Insufficient Data	No	Yes
Shiawassee River	Howell	Insufficient Data	Insufficient Data	Yes	Yes
South Macomb Disposal Authority (Landfills #9 And #9a)	Macomb Township	Yes	Yes	No	Yes
Southwest Ottawa County Landfill	Park Township	Yes	No	No	Yes
Sparta Landfill	Sparta Township	Yes	Yes	Yes	Yes
Spartan Chemical Co.	Wyoming	Insufficient Data	No	No	No
Springfield Township Dump	Davisburg	Yes	Insufficient Data	Yes	Yes
State Disposal Landfill, Inc.	Grand Rapids	Yes	Insufficient Data	No	No
Sturgis Municipal Wells	Sturgis	Insufficient Data	Yes	No	Yes
Tar Lake	Mancelona Township	Yes	No	No	Yes

Ten-mile Drain	St. Clair Shores	No	Not a Groundwater Site	No	No
Thermo-chem, Inc.	Muskegon	Yes	Yes	No	Yes
Torch Lake	Houghton County	Yes	Yes	No	Yes
U.S. Aviex	Howard Township	Yes	Yes	Yes	Yes
Velsicol Burn Pit	St. Louis	Yes	Insufficient Data	No	No
Velsicol Chemical Corp. (Michigan)	St. Louis	No	No	No	Yes
Verona Well Field	Battle Creek	Yes	Yes	No	Yes
Wash King Laundry	Pleasant Plains Twp	Yes	Yes	No	Yes

MINNESOTA

Number of sites: 24

Minnesota has the 18th most Superfund toxic waste sites of any U.S. state, territory, or Washington D.C.

Number of sites with human exposure under control: 15

Sites with insufficient data: 6

Sites with human exposure not under control: 3

Number of sites with groundwater migration under control: 17

Sites with insufficient data: 3

Sites with groundwater migration not under control: 3

Sites that are not groundwater sites: 1

Table of National Priorities List sites in Minnesota:

Site Name	City	Human Exposure Under Control	Groundwater Migration Under Control	Construction Complete	Site-wide Ready for Anticipated Use
Baytown Township Ground Water Plume	Baytown Township	Yes	No	No	No
Burlington Northern (Brainerd/Baxter Plant)	Brainerd/Baxter	Yes	Yes	No	Yes
Fmc Corp. (Fridley Plant)	Fridley	Insufficient Data	Yes	No	Yes
Freeway Sanitary Landfill	Burnsville	Insufficient Data	Yes	No	No
General Mills/Henkel Corp.	Minneapolis	No	Yes	No	Yes

Highway 100 And County Road 3 Groundwater Plume	Edina, St. Louis Park	Insufficient Data	Insufficient Data	No	No
Joslyn Manufacturing & Supply Co.	Brooklyn Center	Yes	Yes	No	Yes
Koppers Coke	St. Paul	Yes	Yes	No	Yes
Kurt Manufacturing Co.	Fridley	No	Yes	No	Yes
Lehillier/Mankato	Lehillier	Yes	Yes	Yes	Yes
Long Prairie Ground Water Contamination	Long Prairie	Insufficient Data	Yes	No	Yes
Macgillis & Gibbs Co./Bell Lumber & Pole Co.	New Brighton	Yes	Yes	Yes	Yes
Naval Industrial Reserve Ordnance Plant	Fridley	Yes	No	Yes	Yes
New Brighton/Arden Hills/TCAAP (USARMY)	New Brighton	Yes	Yes	No	No
Oakdale Dump	Oakdale	Yes	Yes	No	Yes
Perham Arsenic Site	Perham	Yes	Yes	Yes	Yes
Reilly Tar & Chemical Corp. (St. Louis Park Plant)	St. Louis Park	Yes	Yes	No	Yes

Ritari Post & Pole	Sebekka	Yes	Yes	No	Yes
South Andover Site	Andover	Yes	Yes	Yes	Yes
South Minneapolis Residential Soil Contamination	Minneapolis	Yes	Not a Groundwater Site	Yes	Yes
Spring Park Municipal Well Field	Spring Park	Insufficient Data	Insufficient Data	No	No
St. Louis River Site	St. Louis County	No	Yes	No	No
St. Regis Paper Co.	Cass Lake	Yes	No	No	No
Waite Park Wells	Waite Park, St Cloud	Insufficient Data	Insufficient Data	No	Yes

MISSOURI

Number of sites: 33

Missouri has the 14th most Superfund toxic waste sites of any U.S. state, territory, or Washington D.C.

Number of sites with human exposure under control: 24

Sites with insufficient data: 0

Sites with human exposure not under control: 9

Number of sites with groundwater migration under control: 16

Sites with insufficient data: 11

Sites with groundwater migration not under control: 4

Sites that are not groundwater sites: 2

Table of National Priorities List sites in Missouri:

Site Name	City	Human Exposure Under Control	Groundwater Migration Under Control	Construction Complete	Site-wide Ready for Anticipated Use
Armour Road	North Kansas City	Yes	Yes	No	No
Bee Cee Manufacturing Co.	Malden	Yes	Yes	Yes	Yes
Big River Mine Tailings/St. Joe Minerals Corp.	Desloge	No	Not a Groundwater Site	No	No
Compass Plaza Well TCE	Rogersville	Yes	Insufficient Data	No	No
Conservation Chemical Co.	Kansas City	Yes	Yes	Yes	Yes
Ellisville Site	Ellisville	Yes	Insufficient Data	Yes	Yes
Fulbright Landfill	Springfield	Yes	Yes	Yes	Yes

Lake City Army Ammunition Plant (Northwest Lagoon)	Independence	Yes	Yes	No	No
Lee Chemical	Liberty	Yes	Yes	Yes	Yes
Madison County Mines	Fredericktown	No	Insufficient Data	No	No
Minker/Stout/Romaine Creek	Imperial	Yes	Not a Groundwater Site	Yes	Yes
Missouri Electric Works	Cape Girardeau	Yes	Yes	Yes	Yes
Newton County Mine Tailings	Newton County	No	No	No	No
Newton County Wells	Joplin	Yes	Yes	Yes	Yes
Oak Grove Village Well	Sullivan	Yes	Yes	No	No
Oronogo-Duenweg Mining Belt	Joplin	No	No	No	No
Pools Prairie	Neosho	Yes	Yes	No	No
Quality Plating	Sikeston	Yes	Yes	Yes	Yes
Riverfront	New Haven	Yes	Yes	No	No
Solid State Circuits, Inc.	Republic	Yes	No	Yes	Yes
Southwest Jefferson County Mining	Jefferson County	No	No	No	No

Sporlan Valve Plant #1	Washington	Yes	Insufficient Data	No	No
St. Louis Airport/Hazelwood Interim Storage/Futura Coatings Co.	St. Louis	Yes	Insufficient Data	No	No
Syntex Facility	Verona	Yes	Insufficient Data	Yes	Yes
Valley Park TCE	Valley Park	Yes	Yes	No	Yes
Vienna Wells	Vienna	Yes	Yes	No	No
Washington County Lead District - Furnace Creek	Caledonia	No	Insufficient Data	No	No
Washington County Lead District - Old Mines	Old Mines	No	Insufficient Data	No	No
Washington County Lead District - Potosi	Potosi	No	Insufficient Data	No	No
Washington County Lead District - Richwoods	Richwoods	No	Insufficient Data	No	No
Weldon Spring Former Army Ordnance Works	St. Charles	Yes	Yes	Yes	Yes
Weldon Spring Quarry/Plant/Pits (USDOE/Army)	St. Charles	Yes	Yes	Yes	Yes

Westlake Landfill	Bridgeton	Yes	Insufficient Data	No	No
-------------------	-----------	-----	-------------------	----	----

MISSISSIPPI

Number of sites: 8

Mississippi has the 43rd most Superfund toxic waste sites of any U.S. state, territory, or Washington D.C.

Number of sites with human exposure under control: 5

Sites with insufficient data: 3

Sites with human exposure not under control: 0

Number of sites with groundwater migration under control: 2

Sites with insufficient data: 5

Sites with groundwater migration not under control: 1

Table of National Priorities List sites in Mississippi:

Site Name	City	Human Exposure Under Control	Groundwater Migration Under Control	Construction Complete	Site-wide Ready for Anticipated Use
American Creosote Works Inc (Louisville)	Louisville	Yes	Yes	Yes	Yes
Chemfax, Inc.	Gulfport	Yes	No	Yes	Yes
Kerr-Mcgee Chemical Corp - Columbus	Columbus	Insufficient Data	Insufficient Data	No	No
Mississippi Phosphates Corporation	Pascagoula	Insufficient Data	Insufficient Data	No	No
Picayune Wood Treating Site	Picayune	Yes	Insufficient Data	No	Yes

Rockwell International Wheel & Trim	Grenada	Insufficient Data	Insufficient Data	No	No
Sonford Products	Flowood	Yes	Insufficient Data	No	No
Southeastern Wood Preserving	Canton	Yes	Yes	No	No

MONTANA

Number of sites: 18

Montana has the 22nd most Superfund toxic waste sites of any U.S. state, territory, or Washington D.C.

Number of sites with human exposure under control: 8

Sites with insufficient data: 0

Sites with human exposure not under control: 9

Sites not yet designated: 1

Number of sites with groundwater migration under control: 9

Sites with insufficient data: 2

Sites with groundwater migration not under control: 5

Sites that are not groundwater sites: 1

Sites that are not yet designated: 1

Table of National Priorities List sites in Montana:

Site Name	City	Human Exposure Under Control	Groundwater Migration Under Control	Construction Complete	Site-wide Ready for Anticipated Use
ACM Smelter And Refinery	Black Eagle	No	Insufficient Data	No	No
Anaconda Aluminum Co Columbia Falls Reduction Plant	Columbia Falls	No	No	No	No

Anaconda Co. Smelter	Anaconda	No	Yes	No	No
Barker Hughesville Mining District	Monarch	No	No	No	No
Basin Mining Area	Basin	Yes	No	No	No
Billings PCE	Billings	Not yet designated	Not yet designated	No	No
Carpenter Snow Creek Mining District	Neihart	No	No	No	No
East Helena Site	East Helena	Yes	Yes	No	No
Flat Creek IMM	Superior	No	Insufficient Data	No	No
Idaho Pole Co.	Bozeman	Yes	Yes	Yes	Yes
Libby Asbestos Site	Libby	No	Not a Groundwater Site	No	No
Libby Ground Water Contamination	Libby	Yes	Yes	No	Yes
Lockwood Solvent Ground Water Plume	Billings	Yes	Yes	No	No
Milltown Reservoir Sediments	Milltown	Yes	Yes	No	No
Montana Pole And Treating	Butte	Yes	Yes	No	Yes
Mouat Industries	Columbus	Yes	Yes	Yes	Yes

Silver Bow Creek/Butte Area	Butte	No	Yes	No	No
Upper Tenmile Creek Mining Area	Helena	No	No	No	No

NORTH CAROLINA

Number of sites: 38

North Carolina has the 10th most Superfund toxic waste sites of any U.S. state, territory, or Washington D.C.

Number of sites with human exposure under control: 37

Sites with insufficient data: 1

Sites with human exposure not under control: 0

Number of sites with groundwater migration under control: 29

Sites with insufficient data: 6

Sites with groundwater migration not under control: 3

Table of National Priorities List sites in North Carolina:

Site Name	City	Human Exposure Under Control	Groundwater Migration Under Control	Construction Complete	Site-wide Ready for Anticipated Use
ABC One Hour Cleaners	Jacksonville	Yes	Yes	No	Yes
Aberdeen Contaminated Ground Water	Aberdeen	Yes	No	No	No
Aberdeen Pesticide Dumps	Aberdeen	Yes	Yes	Yes	Yes
Barber Orchard	Waynesville	Yes	Yes	Yes	Yes

Benfield Industries, Inc.	Hazelwood	Yes	Yes	Yes	Yes
Blue Ridge Plating Company	Arden	Yes	Yes	Yes	Yes
Bypass 601 Ground Water Contamination	Concord	Yes	Yes	Yes	Yes
Camp Lejeune Military Res. (USNAVY)	Onslow County	Yes	Yes	No	No
Cape Fear Wood Preserving	Fayetteville	Yes	Yes	No	Yes
Carolina Transformer Co.	Fayetteville	Yes	Yes	Yes	Yes
Celanese Corp. (Shelby Fiber Operations)	Shelby	Yes	Yes	Yes	Yes
Charles Macon Lagoon And Drum Storage	Cordova	Yes	Yes	Yes	Yes
Chemtronics, Inc.	Swannanoa	Yes	Insufficient Data	No	Yes
Cherry Point Marine Corps Air Station	Havelock	Yes	Yes	No	No
Cristex Drum	Oxford	Yes	Yes	No	No
CTS Of Asheville, Inc.	Asheville	Yes	Insufficient Data	No	No
Davis Park Road TCE	Gastonia	Yes	Yes	Yes	Yes

FCX, Inc. (Statesville Plant)	Statesville	Yes	Yes	Yes	Yes
FCX, Inc. (Washington Plant)	Washington	Yes	Insufficient Data	Yes	Yes
Geigy Chemical Corp. (Aberdeen Plant)	Aberdeen	Yes	Yes	Yes	Yes
General Electric Co/Shepherd Farm	East Flat Rock	Yes	Yes	No	Yes
GMH Electronics	Roxboro	Yes	Insufficient Data	No	No
Hemphill Road TCE	Gastonia	Yes	Yes	No	No
Holcomb Creosote Co	Yadkinville	Yes	Yes	No	No
Horton Iron And Metal	Wilmington	Yes	Yes	No	No
Jadco-Hughes Facility	Belmont	Yes	Yes	No	Yes
JFD Electronics/Ch annel Master	Oxford	Yes	Yes	No	Yes
Kerr-Mcgee Chemical Corp - Navassa	Navassa	Yes	No	No	No
Koppers Co., Inc. (Morrisville Plant)	Morrisville	Yes	Yes	No	Yes
National Starch & Chemical	Salisbury	Yes	Yes	No	Yes

Corp.					
North Belmont PCE	North Belmont	Yes	No	No	Yes
North Carolina State University (Lot 86, Farm Unit #1)	Raleigh	Yes	Yes	Yes	Yes
Ore Knob Mine	Ashe County	Insufficient Data	Insufficient Data	No	No
Potter's Septic Tank Service Pits	Maco	Yes	Yes	Yes	Yes
Ram Leather Care Site	Charlotte	Yes	Yes	No	No
Sigmon's Septic Tank Service	Statesville	Yes	Yes	Yes	Yes
Ward Transformer	Raleigh	Yes	Insufficient Data	No	No
Wright Chemical Corporation	Riegelwood	Yes	Yes	No	No

NORTH DAKOTA

Number of sites: 0

NORTHERN MARIANA ISLANDS

Number of sites: 0

NEBRASKA

Number of sites: 17

Nebraska has the 25th most Superfund toxic waste sites of any U.S. state, territory, or Washington D.C.

Number of sites with human exposure under control: 15

Sites with insufficient data: 1

Sites with human exposure not under control: 1

Number of sites with groundwater migration under control: 10

Sites with insufficient data: 1

Sites with groundwater migration not under control: 5

Sites that are not groundwater sites: 1

Table of National Priorities List sites in Nebraska:

Site Name	City	Human Exposure Under Control	Groundwater Migration Under Control	Construction Complete	Site-wide Ready for Anticipated Use
10th Street Site	Columbus	Yes	Yes	Yes	Yes
Bruno Co-op Association/ Associated Properties	Bruno	Yes	Yes	Yes	Yes
Cleburn Street Well	Grand Island	Yes	Yes	Yes	Yes
Cornhusker Army Ammunition Plant	Grand Island	Yes	Yes	No	No
Garvey Elevator	Hastings	Yes	No	No	No
Hastings Ground Water Contamination	Hastings	Yes	Yes	No	No

Iowa-Nebraska Light & Power Co	Norfolk	Yes	No	No	No
Lindsay Manufacturing Co.	Lindsay	Yes	Yes	No	Yes
Nebraska Ordnance Plant (Former)	Mead	Yes	Yes	No	No
Ogallala Ground Water Contamination	Ogallala	Insufficient Data	Yes	Yes	Yes
Old Hwy 275 And N 288th Street	Valley	Yes	Insufficient Data	No	No
Omaha Lead	Omaha	No	Not a Groundwater Site	No	No
Parkview Well	Grand Island	Yes	Yes	Yes	Yes
PCE Southeast Contamination	York	Yes	No	No	No
PCE/TCE Northeast Contamination	York	Yes	No	No	No
Sherwood Medical Co.	Norfolk	Yes	Yes	Yes	Yes
West Highway 6 & Highway 281	Hastings	Yes	No	No	No

NEW HAMPSHIRE

Number of sites: 20

New Hampshire has the 19th most Superfund toxic waste sites of any U.S. state, territory, or Washington D.C.

Number of sites with human exposure under control: 19

Sites with insufficient data: 1

Sites with human exposure not under control: 0

Number of sites with groundwater migration under control: 15

Sites with insufficient data: 4

Sites with groundwater migration not under control: 1

Table of National Priorities List sites in New Hampshire:

Site Name	City	Human Exposure Under Control	Groundwater Migration Under Control	Construction Complete	Site-wide Ready for Anticipated Use
Auburn Road Landfill	Londonderry	Yes	Yes	Yes	Yes
Beede Waste Oil	Plaistow	Yes	Yes	No	No
Chlor-alkali Facility (Former)	Berlin	Yes	No	No	No
Coakley Landfill	North Hampton	Yes	Insufficient Data	Yes	Yes
Collins & Aikman Plant (Former)	Farmington	Insufficient Data	Insufficient Data	No	No
Dover Municipal Landfill	Dover	Yes	Yes	No	Yes
Fletcher's Paint Works & Storage	Milford	Yes	Yes	Yes	Yes

Kearsarge Metallurgical Corp.	Conway	Yes	Yes	Yes	Yes
Keefe Environmental Services (KES)	Epping	Yes	Yes	Yes	Yes
Mottolo Pig Farm	Raymond	Yes	Yes	Yes	Yes
New Hampshire Plating Co.	Merrimack	Yes	Yes	No	Yes
Ottati & Goss/ Kingston Steel Drum	Kingston	Yes	Yes	Yes	Yes
Pease Air Force Base	Portsmouth/ Newington	Yes	Insufficient Data	Yes	Yes
Savage Municipal Water Supply	Milford	Yes	Yes	No	Yes
Somersworth Sanitary Landfill	Somersworth	Yes	Yes	Yes	Yes
South Municipal Water Supply Well	Peterborough	Yes	Yes	No	Yes
Sylvester	Nashua	Yes	Yes	Yes	Yes
Tibbetts Road	Barrington	Yes	Yes	Yes	Yes
Tinkham Garage	Londonderry	Yes	Insufficient Data	Yes	Yes
Troy Mills Landfill	Troy	Yes	Yes	Yes	Yes

NEW JERSEY

Number of sites: 114

New Jersey has the most Superfund toxic waste sites of any U.S. state, territory, or Washington D.C.

Number of sites with human exposure under control: 90

Sites with insufficient data: 13

Sites with human exposure not under control: 10

Sites not yet designated: 1

Number of sites with groundwater migration under control: 76

Sites with insufficient data: 19

Sites with groundwater migration not under control: 16

Sites that are not groundwater sites: 2

Sites that are not yet designated: 1

Table of National Priorities List sites in New Jersey:

Site Name	City	Human Exposure Under Control	Groundwater Migration Under Control	Construction Complete	Site-wide Ready for Anticipated Use
A. O. Polymer	Sparta Township	Yes	Yes	Yes	Yes
American Cyanamid Co	Bridgewater	Yes	Yes	No	No
Atlantic Resources	Sayreville	Yes	Yes	No	No
Bog Creek Farm	Howell Township	Yes	Yes	Yes	Yes
Brick Township Landfill	Brick Township	Yes	Yes	Yes	Yes
Bridgeport Rental & Oil Services	Bridgeport	Yes	No	No	No

Brook Industrial Park	Bound Brook	Yes	Yes	Yes	Yes
Burnt Fly Bog	Marlboro Township	Yes	Yes	No	Yes
Caldwell Trucking Co.	Fairfield	Yes	Yes	No	No
Chemical Control	Elizabeth	Yes	Not a Groundwater Site	Yes	Yes
Chemical Insecticide Corp.	Edison Township	Yes	Yes	Yes	Yes
Chemical Leaman Tank Lines, Inc.	Bridgeport	Yes	Yes	No	Yes
Chemsol, Inc.	Piscataway	Insufficient Data	Insufficient Data	No	No
Ciba-Geigy Corp.	Toms River	Yes	Yes	No	Yes
Cinnaminson Township (Block 702) Ground Water Contamination	Cinnaminson Township	Insufficient Data	Insufficient Data	No	No
Combe Fill South Landfill	Chester Township	Yes	No	No	No
Cornell Dubilier Electronics Inc.	South Plainfield	No	No	No	No
Cosden Chemical Coatings Corp.	Beverly	Yes	Yes	No	Yes
CPS/Madison Industries	Old Bridge Township	Insufficient Data	No	No	No

Curcio Scrap Metal, Inc.	Saddle Brook Twp	Yes	Yes	Yes	Yes
Curtis Specialty Papers, Inc	Milford	Yes	Yes	No	No
D'imperio Property	Hamilton Township	Yes	Yes	No	Yes
Dayco Corp./L.E Carpenter Co.	Wharton Borough	Yes	Yes	No	No
De Rewal Chemical Co.	Kingwood Township	Yes	Yes	Yes	Yes
Diamond Alkali Co.	Newark	No	Yes	No	No
Diamond Head Oil Refinery Div.	Kearny	Insufficient Data	Insufficient Data	No	No
Dover Municipal Well 4	Dover	Yes	Yes	No	Yes
Ellis Property	Evesham Township	Yes	Yes	No	Yes
Emmell's Septic Landfill	Galloway Township	Yes	Yes	No	No
Evor Phillips Leasing	Old Bridge Township	Yes	No	No	No
Ewan Property	Shamong Township	Yes	Yes	Yes	Yes
Fair Lawn Well Field	Fair Lawn	Yes	Yes	No	No
Federal Aviation Administration Technical	Atlantic County	Yes	Yes	No	No

Center (USDOT)					
Former Kil-tone Company	Vineland	No	Insufficient Data	No	No
Franklin Burn	Franklin Township	Yes	Yes	Yes	Yes
Fried Industries	East Brunswick Township	Yes	Yes	No	Yes
Garden State Cleaners Co.	Minotola	Yes	Yes	Yes	Yes
Garfield Ground Water Contamination	Garfield	Insufficient Data	Insufficient Data	No	No
Gems Landfill	Gloucester Township	Yes	Yes	No	Yes
Global Sanitary Landfill	Old Bridge Township	Yes	Yes	Yes	Yes
Goose Farm	Plumstead Township	Yes	Yes	No	Yes
Helen Kramer Landfill	Mantua Township	Yes	Insufficient Data	No	Yes
Hercules, Inc. (Gibbstown Plant)	Gibbstown	Yes	Yes	No	No
Higgins Disposal	Kingston	Yes	Yes	Yes	Yes
Higgins Farm	Franklin Township	Yes	Insufficient Data	No	Yes
Horseshoe Road	Sayreville	Yes	Yes	No	No

Iceland Coin Laundry Area Gw Plume	Vineland	Yes	Yes	Yes	Yes
Imperial Oil Co., Inc./Champion Chemicals	Morganville	Yes	Yes	No	No
JIS Landfill	South Brunswick	Yes	Yes	Yes	Yes
Kauffman & Minter, Inc.	Springfield Twp(Jobstown)	Yes	No	No	No
Kin-Buc Landfill	Edison Township	Yes	Yes	Yes	Yes
King Of Prussia	Winslow Township	Yes	Yes	Yes	Yes
Landfill & Development Co.	Mount Holly	Yes	Yes	Yes	Yes
Lang Property	Pemberton Township	Yes	Yes	Yes	Yes
LCP Chemicals Inc.	Linden	Yes	No	No	No
Lightman Drum Company	Winslow Township	Yes	Yes	No	Yes
Lipari Landfill	Pitman	Yes	Yes	No	Yes
Lone Pine Landfill	Freehold Township	Yes	Yes	Yes	Yes
Mansfield Trail Dump	Byram	No	No	No	No
Martin Aaron, Inc.	Camden	Yes	No	No	No

Matlack, Inc.	Woolwich Township	Yes	No	No	No
Matteo & Sons Inc.	Thorofare	No	Insufficient Data	No	No
Maywood Chemical Co.	Maywood/Rochelle Park	Insufficient Data	Insufficient Data	No	No
Mcguire Air Force Base #1	Wrightstown	Insufficient Data	Insufficient Data	No	No
Metaltec/Aerosystems	Franklin Borough	Yes	Yes	Yes	Yes
Middlesex Sampling Plant (USDOE)	Middlesex	Yes	Yes	No	No
Monitor Devices, Inc./Intercircuits, Inc.	Wall Township	Yes	Yes	No	Yes
Montgomery Township Housing Development	Montgomery Township	Yes	Yes	Yes	Yes
Myers Property	Franklin Township	Yes	Yes	Yes	Yes
Nascolite Corp.	Millville	Yes	Yes	Yes	Yes
Naval Air Engineering Center	Lakehurst	Yes	Yes	No	Yes
Naval Weapons Station Earle (Site A)	Colts Neck	Yes	Yes	No	No
NI Industries	Pedricktown (Oldmans Town)	Yes	Yes	No	No

Orange Valley Regional Ground Water Contamination	West Orange/Orange	Insufficient Data	Insufficient Data	No	No
Picatinny Arsenal (USARMY)	Rockaway Township	Yes	Yes	No	No
Pierson's Creek	Newark	Insufficient Data	Insufficient Data	No	No
Pioneer Metal Finishing Inc	Franklinville	Not yet designated	Not yet designated	No	No
PJP Landfill	Jersey City	Yes	Yes	No	Yes
Pohatcong Valley Ground Water Contamination	Warren County	Yes	Yes	No	No
Price Landfill	Pleasantville	Yes	Yes	No	No
Puchack Well Field	Pennsauken Township	Yes	No	No	No
Quanta Resources	Edgewater	Insufficient Data	Insufficient Data	No	No
Radiation Technology, Inc.	Rockaway Township	Yes	No	No	No
Raritan Bay Slag	Old Bridge Twp/Sayreville	Yes	Not a Groundwater Site	No	No
Ringwood Mines/Landfill	Ringwood Borough	Yes	Yes	No	Yes
Riverside Industrial Park	Newark	Yes	Insufficient Data	No	No
Rockaway Borough Well Field	Rockaway Township	Yes	Yes	No	Yes

Rockaway Township Wells	Rockaway Township	Yes	Yes	Yes	Yes
Rocky Hill Municipal Well	Rocky Hill Borough	Yes	Yes	Yes	Yes
Roebing Steel Co.	Florence	Yes	Yes	No	No
Rolling Knolls Lf	Green Village	No	Insufficient Data	No	No
Scientific Chemical Processing	Carlstadt	Yes	No	No	No
Sharkey Landfill	Parsippany, Troy Hls	Yes	Yes	Yes	Yes
Sherwin-Williams/Hilliards Creek	Gibbsboro	Insufficient Data	Insufficient Data	No	No
Shieldalloy Corp.	Newfield Borough	Insufficient Data	No	No	No
South Jersey Clothing Co.	Minotola	Yes	Yes	Yes	Yes
Standard Chlorine	Kearny	Yes	Yes	No	No
Swope Oil & Chemical Co.	Pennsauken Township	Yes	Yes	Yes	Yes
Syncon Resins	South Kearny	Yes	Yes	No	Yes
U.S. Radium Corp.	Orange	Yes	Yes	Yes	Yes
Unimatic Manufacturing Corporation	Fairfield	Yes	Yes	No	No
United States Avenue Burn	Gibbsboro	Insufficient Data	Insufficient Data	No	No

Universal Oil Products (Chemical Division)	East Rutherford	No	Insufficient Data	No	No
Ventron/Velsicol	Wood Ridge Borough	No	Yes	No	No
Vineland Chemical Co., Inc.	Vineland	No	Yes	No	No
Waldick Aerospace Devices, Inc.	Wall Township	Yes	Yes	Yes	Yes
Welsbach & General Gas Mantle (Camden Radiation)	Camden And Gloucester Cit	No	Insufficient Data	No	No
White Chemical Corp.	Newark	Yes	No	No	No
White Swan Laundry And Cleaner Inc.	Wall Twp	Yes	No	No	No
Williams Property	Swainton Middle	Yes	Yes	Yes	Yes
Woodbrook Road Dump	South Plainfield	Yes	Yes	No	No
Woodland Route 532 Dump	Woodland Township	Yes	Yes	Yes	Yes
Woodland Route 72 Dump	Woodland Township	Yes	Yes	Yes	Yes
Zschiegner Refining	Howell Township	Yes	Yes	No	Yes

NEW MEXICO

Number of sites: 15

New Mexico has the 28th most Superfund toxic waste sites of any U.S. state, territory, or Washington D.C.

Number of sites with human exposure under control: 13

Sites with insufficient data: 2

Sites with human exposure not under control: 0

Number of sites with groundwater migration under control: 9

Sites with insufficient data: 2

Sites with groundwater migration not under control: 4

Table of National Priorities List sites in New Mexico:

Site Name	City	Human Exposure Under Control	Groundwater Migration Under Control	Construction Complete	Site-wide Ready for Anticipated Use
AT&SF (Albuquerque)	Albuquerque	Yes	Yes	Yes	Yes
Chevron Questa Mine	Questa	Yes	No	No	No
Eagle Picher Carefree Battery	Socorro	Yes	No	No	No
Fruit Avenue Plume	Albuquerque	Yes	Yes	Yes	Yes
Grants Chlorinated Solvents	Grants	Yes	Yes	Yes	Yes
Griggs & Walnut Ground Water Plume	Las Cruces	Yes	Yes	Yes	Yes
Homestake Mining Co.	Milan	Yes	Yes	No	Yes

Jackpile-paguata Uranium Mine	Laguna Pueblo	Insufficient Data	Insufficient Data	No	No
Lea And West Second Street	Roswell	Insufficient Data	Insufficient Data	No	No
Lee Acres Landfill (USDOJ)	Farmington	Yes	Yes	Yes	Yes
Mcgaffey And Main Groundwater Plume	Roswell	Yes	No	No	No
North Railroad Avenue Plume	Espanola	Yes	Yes	No	Yes
Prewitt Abandoned Refinery	Prewitt	Yes	Yes	Yes	Yes
South Valley	Albuquerque	Yes	Yes	Yes	Yes
United Nuclear Corp.	Church Rock	Yes	No	No	Yes

NEVADA

Number of sites: 1

Nevada has the 50th most Superfund toxic waste sites of any U.S. state, territory, or Washington D.C.

Number of sites with human exposure under control: 0

Sites with insufficient data: 0

Sites with human exposure not under control: 1

Number of sites with groundwater migration under control: 0

Sites with insufficient data: 0

Sites with groundwater migration not under control: 0

Sites that are not groundwater sites: 1

Table of National Priorities List sites in Nevada:

Site Name	City	Human Exposure Under Control	Groundwater Migration Under Control	Construction Complete	Site-wide Ready for Anticipated Use
Carson River Mercury Site	Dayton	No	Not a Groundwater Site	No	No

NEW YORK

Number of sites: 84

New York has the 4th most Superfund toxic waste sites of any U.S. state, territory, or Washington D.C.

Number of sites with human exposure under control: 70

Sites with insufficient data: 8

Sites with human exposure not under control: 6

Number of sites with groundwater migration under control: 62

Sites with insufficient data: 12

Sites with groundwater migration not under control: 5

Sites that are not groundwater sites: 5

Table of National Priorities List sites in New York:

Site Name	City	Human Exposure Under Control	Groundwater Migration Under Control	Construction Complete	Site-wide Ready for Anticipated Use
American Thermostat Co.	South Cairo	Yes	Yes	Yes	Yes
Applied Environmental Services	Glenwood Landing	Yes	Yes	Yes	Yes
Arsenic Mine	Kent	No	Insufficient Data	No	No
Black River Pcb's	Town Of Champion	Insufficient Data	Not a Groundwater Site	No	No
Brewster Well Field	Putnam County	Yes	Yes	Yes	Yes
Brookhaven National Laboratory (USDOE)	Upton	Yes	No	No	No

Byron Barrel & Drum	Byron Township	Yes	Yes	Yes	Yes
Carroll & Dubies Sewage Disposal	Port Jervis	Yes	Yes	Yes	Yes
Cayuga Groundwater Contamination Site	Union Springs	Yes	Insufficient Data	No	No
Circuitron Corp.	East Farmingdale	Yes	Yes	Yes	Yes
Claremont Polychemical	Old Bethpage	Yes	Yes	Yes	Yes
Colesville Municipal Landfill	Town Of Colesville	Yes	Yes	Yes	Yes
Computer Circuits	Hauppauge	Yes	Yes	No	Yes
Cortese Landfill	Vil Of Narrowsburg	Yes	Yes	Yes	Yes
Crown Cleaners Of Watertown Inc.	Carthage	Yes	No	No	Yes
Dewey Loeffel Landfill	Nassau	Insufficient Data	Yes	No	No
Diaz Chemical	Holley	Yes	Insufficient Data	No	No
Eighteenmile Creek	Lockport	No	Insufficient Data	No	No
Endicott Village Well Field	Village Of Endicott	Yes	Yes	Yes	Yes

Facet Enterprises, Inc.	Elmira	Insufficient Data	Yes	No	Yes
Forest Glen Mobile Home Subdivision	Niagara Falls	Yes	Yes	Yes	Yes
Fulton Avenue	Garden City Park	Yes	No	No	No
GCL Tie And Treating Inc.	Village Of Sidney	Yes	Yes	No	Yes
Ge Moreau	South Glens Falls	Yes	Yes	Yes	Yes
General Motors (Central Foundry Division)	Massena	Yes	No	No	No
Genzale Plating Co.	Franklin Square	Yes	Yes	Yes	Yes
Goldisc Recordings, Inc.	Holbrook	Yes	Yes	Yes	Yes
Gowanus Canal	Brooklyn	No	Not a Groundwater Site	No	No
Griffiss Air Force Base (11 Areas)	Rome	Yes	Yes	No	No
Haviland Complex	Town Of Hyde Park	Yes	Yes	Yes	Yes
Hertel Landfill	Plattekill	Yes	Yes	Yes	Yes
Hooker (S Area)	Niagara Falls	Yes	Yes	No	Yes

Hooker Chemical & Plastics Corp./Ruco Polymer Corp.	Hicksville	Yes	Yes	Yes	Yes
Hopewell Precision	Hopewell Junction	Yes	Insufficient Data	No	No
Hudson River Pcb's	Hudson River	No	Not a Groundwater Site	No	No
Islip Municipal Sanitary Landfill	Islip	Yes	Yes	Yes	Yes
Johnstown City Landfill	Town Of Johnstown	Yes	Yes	Yes	Yes
Jones Chemicals, Inc.	Caledonia	Yes	Yes	No	Yes
Kentucky Avenue Well Field	Horseheads	Yes	Yes	No	Yes
Lawrence Aviation Industries, Inc.	Port Jefferson Station	Yes	Yes	Yes	Yes
Lehigh Valley Railroad	Le Roy	Insufficient Data	Insufficient Data	No	No
Li Tungsten Corp.	Glen Cove	Yes	Yes	Yes	Yes
Liberty Industrial Finishing	Farmingdale	Yes	Yes	Yes	Yes
Little Valley	Little Valley	Yes	Yes	Yes	Yes
Mackenzie Chemical Works	Central Islip	Yes	Yes	Yes	Yes

Magna Metals	Cortlandt Manor	Insufficient Data	Insufficient Data	No	No
Malta Rocket Fuel Area	Malta	Yes	Yes	No	Yes
Mattiace Petrochemical Co., Inc.	Glen Cove	Yes	Yes	No	Yes
Mercury Refining, Inc.	Colonie	Yes	Yes	Yes	Yes
Mohonk Road Industrial Plant	High Falls	Yes	Yes	Yes	Yes
Nepera Chemical Co., Inc.	Maybrook	Yes	Yes	No	Yes
New Cassel/Hicksville Ground Water Contamination	New Cassel/Hicksville	Insufficient Data	Insufficient Data	No	No
Newtown Creek	Brooklyn, Queens	No	Not a Groundwater Site	No	No
Niagara Mohawk Power Corp. (Saratoga Springs Plant)	Saratoga Springs	Yes	Insufficient Data	No	No
Old Bethpage Landfill	Oyster Bay	Yes	Yes	Yes	Yes
Old Roosevelt Field Contaminated Gw Area	Garden City	Yes	No	No	No
Olean Well Field	Olean	Yes	Yes	No	No

Onondaga Lake	Syracuse	No	Insufficient Data	No	No
Peninsula Boulevard Groundwater Plume	Hewlett	Yes	Insufficient Data	No	No
Plattsburgh Air Force Base	Plattsburgh	Yes	Yes	No	No
Pollution Abatement Services	Oswego	Yes	Yes	Yes	Yes
Port Washington Landfill	Port Washington	Yes	Yes	Yes	Yes
Preferred Plating Corp.	Farmingdale	Yes	Yes	Yes	Yes
Ramapo Landfill	Ramapo	Yes	Yes	Yes	Yes
Richardson Hill Road Landfill/Pond	Sidney Center	Yes	Yes	Yes	Yes
Robintech, Inc./National Pipe Co.	Town Of Vestal	Yes	Yes	No	Yes
Rosen Brothers Scrap Yard/Dump	Cortland	Yes	Yes	Yes	Yes
Rowe Industries Ground Water Contamination	Noyack/Sag Harbor	Yes	Yes	Yes	Yes
Saint-Gobain Performance Plastics	Village Of Hoosick Falls	Insufficient Data	Insufficient Data	No	No
Sarney Farm	Amenia	Yes	Yes	Yes	Yes

Sealand Restoration, Inc.	Lisbon	Yes	Yes	Yes	Yes
Seneca Army Depot	Romulus	Yes	Yes	No	No
Shenandoah Road Groundwater Contamination	East Fishkill	Yes	Yes	Yes	Yes
Sidney Landfill	Sidney	Yes	Yes	Yes	Yes
Sinclair Refinery	Wellsville	Yes	Yes	Yes	Yes
Smithtown Ground Water Contamination	Smithtown	Yes	Yes	Yes	Yes
Solvent Savers	Lincklaen	Yes	Yes	No	No
Stanton Cleaners Area Ground Water Contamination	Great Neck	Yes	Yes	Yes	Yes
Tri-Cities Barrel Co., Inc.	Port Crane	Yes	Yes	Yes	Yes
Vestal Water Supply Well 1-1	Vestal	Yes	Yes	No	Yes
Volney Municipal Landfill	Town Of Volney	Yes	Yes	Yes	Yes
Wappinger Creek	Wappingers Falls, Town Of Wappinger, Town Of Poughkeepsie	Insufficient Data	Not a Groundwater Site	No	No
Wolff-Alport Chemical Company	Ridgewood	Yes	Yes	No	No

York Oil Co.	Moira	Yes	Yes	Yes	Yes
--------------	-------	-----	-----	-----	-----

OHIO

Number of sites: 37

Ohio has the 12th most Superfund toxic waste sites of any U.S. state, territory, or Washington D.C.

Number of sites with human exposure under control: 31

Sites with insufficient data: 3

Sites with human exposure not under control: 3

Number of sites with groundwater migration under control: 25

Sites with insufficient data: 7

Sites with groundwater migration not under control: 5

Table of National Priorities List sites in Ohio:

Site Name	City	Human Exposure Under Control	Groundwater Migration Under Control	Construction Complete	Site-wide Ready for Anticipated Use
Allied Chemical & Ironton Coke	Ironton	Yes	Yes	Yes	Yes
Behr Dayton Thermal System VOC Plume	Dayton	Insufficient Data	Insufficient Data	No	No
Big D Campground	Kingsville	Yes	Yes	Yes	Yes
Chem-Dyne	Hamilton	Yes	Yes	No	Yes
Copley Square Plaza	Copley	Yes	Yes	No	No
Donnelsville Contaminated	Donnelsville	Insufficient Data	Insufficient Data	No	No

Aquifer					
E.H. Schilling Landfill	Hamilton Township	Yes	Yes	Yes	Yes
East Troy Contaminated Aquifer	Troy	No	Insufficient Data	No	No
Feed Materials Production Center (USDOE)	Fernald	Yes	Yes	Yes	Yes
Fields Brook	Ashtabula	Yes	Insufficient Data	No	No
Fultz Landfill	Jackson Township	Yes	Yes	Yes	Yes
Industrial Excess Landfill	Uniontown	Insufficient Data	Yes	Yes	Yes
Lammers Barrel Factory	Beavercreek	Yes	No	No	No
Little Scioto River	Marion County	No	No	No	No
Miami County Incinerator	Troy	Yes	Yes	Yes	Yes
Milford Contaminated Aquifer	Milford	Yes	Yes	No	No
Mound Plant (USDOE)	Miamisburg	Yes	Yes	Yes	Yes
Nease Chemical	Salem	Yes	No	No	No
New Carlisle Landfill	New Carlisle	Yes	No	No	No

New Lyme Landfill	New Lyme	Yes	Yes	Yes	Yes
North Sanitary Landfill	Dayton	Yes	No	No	No
Old Mill	Rock Creek	Yes	Yes	Yes	Yes
Ormet Corp.	Hannibal	Yes	Yes	Yes	Yes
Peters Cartridge Factory	Kings Mills	Yes	Yes	No	Yes
Powell Road Landfill	Dayton	Yes	Yes	Yes	Yes
Pristine, Inc.	Reading	Yes	Insufficient Data	Yes	Yes
Reilly Tar & Chemical Corp. (Dover Plant)	Dover	Yes	Yes	No	Yes
Sanitary Landfill Co. (Industrial Waste Disposal Co., Inc.)	Moraine	Yes	Yes	Yes	Yes
Skinner Landfill	West Chester	Yes	Yes	Yes	Yes
South Point Plant	South Point	Yes	Yes	Yes	Yes
Summit National	Deerfield Township	Yes	Yes	Yes	Yes
TRW, Inc. (Minerva Plant)	Minerva	Yes	Insufficient Data	No	Yes
Valley Pike Vocs	Riverside	No	Insufficient Data	No	No
Van Dale Junkyard	Marietta	Yes	Yes	Yes	Yes

West Troy Contaminated Aquifer	Troy	Yes	Yes	No	No
Wright-Patterson Air Force Base	Dayton	Yes	Yes	Yes	Yes
Zanesville Well Field	Zanesville	Yes	Yes	Yes	Yes

OKLAHOMA

Number of sites: 8

Oklahoma has the 43rd most Superfund toxic waste sites of any U.S. state, territory, or Washington D.C.

Number of sites with human exposure under control: 4

Sites with insufficient data: 2

Sites with human exposure not under control: 2

Number of sites with groundwater migration under control: 3

Sites with insufficient data: 5

Sites with groundwater migration not under control: 0

Table of National Priorities List sites in Oklahoma:

Site Name	City	Human Exposure Under Control	Groundwater Migration Under Control	Construction Complete	Site-wide Ready for Anticipated Use
Eagle Industries	Midwest City	Insufficient Data	Insufficient Data	No	No
Hardage/Criner	Criner	Yes	Yes	No	Yes
Henryetta Iron And Metal	Henryetta	Insufficient Data	Insufficient Data	No	No
Hudson	Cushing	Yes	Yes	Yes	Yes

Refinery					
Oklahoma Refining Co.	Cyril	Yes	Insufficient Data	No	No
Tar Creek (Ottawa County)	Ottawa County	No	Insufficient Data	No	No
Tinker Air Force Base (Soldier Creek/Building 3001)	Oklahoma City	Yes	Yes	No	No
Wilcox Oil Company	Creek County	No	Insufficient Data	No	No

OREGON

Number of sites: 13

Oregon has the 30th most Superfund toxic waste sites of any U.S. state, territory, or Washington D.C.

Number of sites with human exposure under control: 9

Sites with insufficient data: 2

Sites with human exposure not under control: 2

Number of sites with groundwater migration under control: 5

Sites with insufficient data: 2

Sites with groundwater migration not under control: 5

Sites that are not groundwater sites: 1

Table of National Priorities List sites in Oregon:

Site Name	City	Human Exposure Under Control	Groundwater Migration Under Control	Construction Complete	Site-wide Ready for Anticipated Use
Black Butte Mine	Cottage Grove	No	Insufficient Data	No	No

Formosa Mine	Riddle	Yes	No	No	No
Fremont National Forest/White King And Lucky Lass Uranium Mines (USDA)	Lakeview	Yes	Yes	Yes	Yes
Mccormick & Baxter Creosoting Co. (Portland Plant)	Portland	Yes	Yes	No	Yes
North Ridge Estates	Klamath Falls	Insufficient Data	Not a Groundwater Site	No	No
Northwest Pipe & Casing/Hall Process Company	Clackamas	Yes	No	No	Yes
Portland Harbor	Portland	No	No	No	No
Reynolds Metals Company	Troutdale	Yes	Insufficient Data	Yes	Yes
Taylor Lumber And Treating	Sheridan	Yes	Yes	Yes	Yes
Teledyne Wah Chang	Albany	Yes	No	No	Yes
Umatilla Army Depot (Lagoons)	Hermiston	Insufficient Data	Yes	No	No
Union Pacific Railroad Co. Tie-treating Plant	The Dalles	Yes	Yes	No	Yes
United Chrome	Corvallis	Yes	No	Yes	Yes

Products, Inc.					
----------------	--	--	--	--	--

PENNSYLVANIA

Number of sites: 90

Pennsylvania has the 3rd most Superfund toxic waste sites of any U.S. state, territory, or Washington D.C.

Number of sites with human exposure under control: 85

Sites with insufficient data: 3

Sites with human exposure not under control: 2

Number of sites with groundwater migration under control: 76

Sites with insufficient data: 5

Sites with groundwater migration not under control: 9

Table of National Priorities List sites in Pennsylvania:

Site Name	City	Human Exposure Under Control	Groundwater Migration Under Control	Construction Complete	Site-wide Ready for Anticipated Use
A.I.W. Frank/Mid-county Mustang	Exton	Yes	Yes	Yes	Yes
Avco Lycoming (Williamsport Division)	Williamsport	Yes	Yes	Yes	Yes
Baghurst Drive	Harleysville	Yes	Yes	No	No
Bally Ground Water Contamination	Bally	Yes	Yes	Yes	Yes
Bell Landfill	Terry Township	Yes	Yes	Yes	Yes

Bendix Flight Systems Division	South Montrose	Yes	No	No	Yes
Berks Sand Pit	Longswamp Township	Yes	Yes	Yes	Yes
Blosenski Landfill	West Caln Township	Yes	Yes	Yes	Yes
Boarhead Farms	Bridgeton Township	Yes	Yes	Yes	Yes
Borit Asbestos	Ambler	Yes	Yes	Yes	Yes
Breslube-Penn, Inc.	Coraopolis	Yes	Yes	No	No
Brown's Battery Breaking	Hamburg	Yes	Yes	Yes	Yes
Butz Landfill	Stroudsburg	Yes	Yes	Yes	Yes
Centre County Kepone	State College	Yes	Yes	Yes	Yes
Chem-fab	Doylestown	Yes	Yes	No	No
Commodore Semiconductor Group	Lower Providence Township	Yes	Yes	Yes	Yes
Crater Resources, Inc./Keystone Coke Co./Alan Wood Steel Co.	Upper Merion Township	Yes	Yes	No	No
Crossley Farm	Hereford Township	Yes	Yes	No	No
Croydon TCE	Croydon Township	Yes	Yes	Yes	Yes
Cryochem, Inc.	Worman Township	Yes	Yes	Yes	Yes

Delta Quarries & Disposal, Inc./Stotler Landfill	Antis/Logan Twps	Yes	No	Yes	Yes
Douglasville Disposal	Douglasville	Yes	Yes	Yes	Yes
Drake Chemical	Lock Haven	Yes	Yes	Yes	Yes
Dublin TCE Site	Dublin Borough	Yes	No	No	No
East Mount Zion	Springettsbury Township	Yes	Yes	Yes	Yes
Eastern Diversified Metals	Hometown	Yes	Yes	Yes	Yes
Elizabethtown Landfill	Elizabethtown	Yes	Yes	No	No
Fischer & Porter Co.	Warminster	Yes	Yes	Yes	Yes
Foote Mineral Co.	East Whiteland Township	Yes	Yes	Yes	Yes
Franklin Slag Pile (MDC)	Philadelphia	Yes	Yes	No	No
Havertown PCP	Haverford	Yes	Yes	Yes	Yes
Heleva Landfill	North Whitehall Twp	Yes	Yes	Yes	Yes
Hellertown Manufacturing Co.	Hellertown	Yes	Yes	Yes	Yes
Henderson Road	Upper Merion Township	Yes	Yes	Yes	Yes

Hunterstown Road	Straban Township	Yes	Yes	Yes	Yes
Industrial Lane	Williams Township	Yes	Yes	Yes	Yes
Jacks Creek/Sitkin Smelting & Refining, Inc.	Maitland	Yes	Yes	Yes	Yes
Jackson Ceramix, Inc	Falls Creek	No	Yes	No	No
Keystone Sanitation Landfill	Union Township	Yes	Yes	Yes	Yes
Kimberton	East Pikeland Township	Yes	Yes	Yes	Yes
Letterkenny Army Depot (PDO Area)	Franklin County	Yes	Insufficient Data	No	No
Letterkenny Army Depot (SE Area)	Chambersburg	Insufficient Data	Yes	No	No
Lindane Dump	Harrison Township	Yes	Yes	Yes	Yes
Lord-shope Landfill	Girard Township	Yes	Yes	Yes	Yes
Lower Darby Creek Area	Darby Twp	No	Yes	No	No
Malvern TCE	Malvern	Yes	Yes	Yes	Yes
Metal Bank	Philadelphia	Yes	Yes	Yes	Yes
Metro Container Corporation	Trainer	Insufficient Data	Insufficient Data	No	No

Mill Creek Dump	Erie	Yes	Yes	Yes	Yes
Modern Sanitation Landfill	Lower Windsor Twp	Yes	Yes	Yes	Yes
MW Manufacturing	Valley Township	Yes	Yes	Yes	Yes
Naval Air Development Center (8 Waste Areas)	Warminster Township	Yes	No	No	Yes
Navy Ships Parts Control Center	Mechanicsburg	Yes	Yes	No	No
North Penn - Area 1	Souderton	Yes	Insufficient Data	Yes	Yes
North Penn - Area 12	Worcester	Yes	Yes	Yes	Yes
North Penn - Area 2	Hatfield	Yes	Yes	Yes	Yes
North Penn - Area 5	Montgomery Township	Insufficient Data	No	No	No
North Penn - Area 6	Lansdale	Yes	Insufficient Data	No	No
North Penn - Area 7	North Wales	Yes	Yes	No	No
Novak Sanitary Landfill	South Whitehall Township	Yes	Yes	Yes	Yes
Occidental Chemical Corp./Firestone Tire & Rubber Co.	Lower Pottsgrove Township	Yes	Yes	Yes	Yes

Ohio River Park	Neville Island	Yes	Yes	Yes	Yes
Old City Of York Landfill	Seven Valleys	Yes	Yes	Yes	Yes
Old Wilmington Road GW Contamination	Sadsburyville	Yes	Yes	No	No
Osborne Landfill	Grove City	Yes	Yes	Yes	Yes
Palmerton Zinc Pile	Palmerton	Yes	No	No	No
Paoli Rail Yard	Paoli	Yes	Yes	Yes	Yes
Price Battery Lead Smelter	Hamburg	Yes	Yes	No	No
Raymark	Hatboro	Yes	Yes	Yes	Yes
Revere Chemical Co.	Nockamixon Township	Yes	Yes	Yes	Yes
Rodale Manufacturing Co., Inc.	Emmaus Borough	Yes	Yes	Yes	Yes
Ryeland Road Arsenic Site	Heidelberg Twp	Yes	Yes	No	No
Saegertown Industrial Area	Saegertown	Yes	Yes	Yes	Yes
Safety Light Corporation	Bloomsburg	Yes	Yes	No	No
Salford Quarry	Lower Salford Township	Yes	Insufficient Data	No	No
Sharon Steel Corp (Farrell Works Disposal Area)	Hermitage	Yes	Yes	No	No

Shriver's Corner	Straban Township	Yes	Yes	Yes	Yes
Stanley Kessler	King Of Prussia	Yes	Yes	Yes	Yes
Tobyhanna Army Depot	Tobyhanna	Yes	Yes	Yes	Yes
Tonolli Corp.	Nesquehoning	Yes	Yes	Yes	Yes
Tyson's Dump	Upper Merion Twp	Yes	Yes	Yes	Yes
Ugi Columbia Gas Plant	Columbia	Yes	Yes	Yes	Yes
Valmont TCE Site (Former - Valmont Industrial Park)	West Hazleton	Yes	Yes	Yes	Yes
Walsh Landfill	Honeybrook Township	Yes	Yes	Yes	Yes
Watson Johnson Landfill	Richland Township	Yes	Yes	Yes	Yes
Westinghouse Electric Corp. (Sharon Plant)	Sharon	Yes	No	Yes	Yes
Westinghouse Elevator Co. Plant	Gettysburg	Yes	Yes	Yes	Yes
Whitmoyer Laboratories	Jackson Township	Yes	No	Yes	Yes
William Dick Lagoons	West Caln Township	Yes	Yes	No	No
Willow Grove Naval Air And Air Reserve Station	Horsham	Yes	No	No	No

PUERTO RICO

Number of sites: 18

Puerto Rico has the 22nd most Superfund toxic waste sites of any U.S. state, territory, or Washington D.C.

Number of sites with human exposure under control: 15

Sites with insufficient data: 2

Sites with human exposure not under control: 1

Number of sites with groundwater migration under control: 9

Sites with insufficient data: 4

Sites with groundwater migration not under control: 5

Table of National Priorities List sites in Puerto Rico:

Site Name	City	Human Exposure Under Control	Groundwater Migration Under Control	Construction Complete	Site-wide Ready for Anticipated Use
Atlantic Fleet Weapons Training Area	Vieques	No	Insufficient Data	No	No
Cabo Rojo Ground Water Contamination	Cabo Rojo	Yes	No	No	No
Cidra Groundwater Contamination	Cidra	Yes	No	No	No
Corozal Well	Corozal	Yes	Yes	Yes	Yes
Dorado Ground Water Contamination	Dorado	Yes	Yes	No	No
Fibers Public Supply Wells	Jobos	Yes	Yes	Yes	Yes
Juncos Landfill	Juncos	Yes	Yes	Yes	Yes

Maunabo Urbano Public Wells	Maunabo	Yes	No	No	No
Papelera Puertorriquena, Inc.	Utado	Yes	No	No	No
Pesticide Warehouse I	Arecibo	Yes	Yes	No	No
Pesticide Warehouse Iii	Manati	Yes	Insufficient Data	No	No
Protoco	Penuelas	Insufficient Data	Insufficient Data	No	No
San German Ground Water Contamination	San German	Yes	No	No	No
Scorpio Recycling, Inc.	Candeleria Ward	Yes	Yes	No	No
The Battery Recycling Company	Arecibo	Insufficient Data	Insufficient Data	No	No
Upjohn Facility	Barceloneta	Yes	Yes	Yes	Yes
Vega Alta Public Supply Wells	Vega Alta	Yes	Yes	Yes	Yes
Vega Baja Solid Waste Disposal	Rio Abajo Ward	Yes	Yes	Yes	Yes

RHODE ISLAND

Number of sites: 12

Rhode Island has the 33rd most Superfund toxic waste sites of any U.S. state, territory, or Washington D.C.

Number of sites with human exposure under control: 11

Sites with insufficient data: 0

Sites with human exposure not under control: 1

Number of sites with groundwater migration under control: 10

Sites with insufficient data: 1

Sites with groundwater migration not under control: 1

Table of National Priorities List sites in Rhode Island:

Site Name	City	Human Exposure Under Control	Groundwater Migration Under Control	Construction Complete	Site-wide Ready for Anticipated Use
Central Landfill	Johnston	Yes	Yes	Yes	Yes
Centredale Manor Restoration Project	North Providence	No	Yes	No	No
Davis Liquid Waste	Smithfield	Yes	Yes	No	No
Davisville Naval Construction Battalion Center	North Kingstown	Yes	Yes	No	No
Landfill & Resource Recovery, Inc. (L&RR)	North Smithfield	Yes	No	No	Yes
Newport Naval Education & Training Center	Newport	Yes	Insufficient Data	No	No

Peterson/Puritan, Inc.	Lincoln/Cumberland	Yes	Yes	No	No
Picillo Farm	Coventry	Yes	Yes	Yes	Yes
Rose Hill Regional Landfill	South Kingstown	Yes	Yes	Yes	Yes
Stamina Mills	North Smithfield (Forestdale)	Yes	Yes	Yes	Yes
West Kingston Town Dump/Uri Disposal Area	South Kingstown	Yes	Yes	Yes	Yes
Western Sand & Gravel	Burrillville	Yes	Yes	Yes	Yes

SOUTH CAROLINA

Number of sites: 27

South Carolina has the 17th most Superfund toxic waste sites of any U.S. state, territory, or Washington D.C.

Number of sites with human exposure under control: 23

Sites with insufficient data: 4

Sites with human exposure not under control: 0

Number of sites with groundwater migration under control: 18

Sites with insufficient data: 5

Sites with groundwater migration not under control: 3

Sites that are not groundwater sites: 1

Table of National Priorities List sites in South Carolina:

Site Name	City	Human Exposure Under Control	Groundwater Migration Under Control	Construction Complete	Site-wide Ready for Anticipated Use
Aqua-tech Environmental Inc (Groce Labs)	Greer	Yes	Yes	Yes	Yes
Barite Hill/Nevada Goldfields	Mccormick	Insufficient Data	Insufficient Data	No	No
Beaunit Corp. (Circular Knit & Dyeing Plant)	Fountain Inn	Yes	Not a Groundwater Site	Yes	Yes
Brewer Gold Mine	Jefferson	Yes	Insufficient Data	No	No
Burlington Industries Cheraw	Cheraw	Insufficient Data	Insufficient Data	No	No
Carolawn, Inc.	Fort Lawn	Yes	Yes	No	Yes

Clearwater Finishing	Beech Island	Insufficient Data	Insufficient Data	No	No
Elmore Waste Disposal	Greer	Yes	Yes	No	Yes
Helena Chemical Co. Landfill	Fairfax	Yes	Yes	No	Yes
Kalama Specialty Chemicals	Beaufort	Yes	Yes	No	Yes
Koppers Co., Inc. (Charleston Plant)	Charleston	Yes	Yes	Yes	Yes
Leonard Chemical Co., Inc.	Rock Hill	Yes	No	No	No
Lexington County Landfill Area	Cayce	Yes	Yes	Yes	Yes
Macalloy Corporation	North Charleston	Yes	Yes	Yes	Yes
Medley Farm Drum Dump	Gaffney	Yes	Yes	Yes	Yes
Palmetto Wood Preserving	Dixiana	Yes	Yes	No	Yes
Para-chem Southern, Inc.	Simpsonville	Yes	Yes	Yes	Yes
Parris Island Marine Corps Recruit Depot	Parris Island	Insufficient Data	No	No	No
Rock Hill Chemical Co.	Rock Hill	Yes	Yes	No	Yes

Sangamo Weston, Inc./Twelve-mile Creek/Lake Hartwell Pcb Contamination	Pickens	Yes	Yes	Yes	Yes
Savannah River Site (USDOE)	Aiken	Yes	No	No	No
Scrdi Bluff Road	Columbia	Yes	Yes	No	Yes
Scrdi Dixiana	Cayce	Yes	Yes	No	Yes
Shuron Inc.	Barnwell	Yes	Yes	Yes	Yes
Townsend Saw Chain Co.	Pontiac	Yes	Yes	Yes	Yes
US Finishing/Cone Mills	Greenville	Yes	Insufficient Data	No	No
Wamchem, Inc.	Burton	Yes	Yes	No	Yes

SOUTH DAKOTA

Number of sites: 2

South Dakota has the 48th most Superfund toxic waste sites of any U.S. state, territory, or Washington D.C.

Number of sites with human exposure under control: 1

Sites with insufficient data: 0

Sites with human exposure not under control: 1

Number of sites with groundwater migration under control: 1

Sites with insufficient data: 0

Sites with groundwater migration not under control: 1

Table of National Priorities List sites in South Dakota:

Site Name	City	Human Exposure Under Control	Groundwater Migration Under Control	Construction Complete	Site-wide Ready for Anticipated Use
Ellsworth Air Force Base	Ellsworth Afb	No	No	Yes	Yes
Gilt Edge Mine	Lead	Yes	Yes	No	No

TENNESSEE

Number of sites: 18

Tennessee has the 22nd most Superfund toxic waste sites of any U.S. state, territory, or Washington D.C.

Number of sites with human exposure under control: 17

Sites with insufficient data: 0

Sites with human exposure not under control: 1

Number of sites with groundwater migration under control: 12

Sites with insufficient data: 4

Sites with groundwater migration not under control: 2

Table of National Priorities List sites in Tennessee:

Site Name	City	Human Exposure Under Control	Groundwater Migration Under Control	Construction Complete	Site-wide Ready for Anticipated Use
Alamo Contaminated Ground Water	Alamo	Yes	Yes	No	No
American Creosote Works, Inc. (Jackson Plant)	Jackson	Yes	Yes	No	Yes
Arlington Blending & Packaging	Arlington	Yes	Yes	Yes	Yes
Carrier Air Conditioning Co.	Collierville	Yes	Yes	No	Yes
Clinch River Corporation	Harriman	Yes	Yes	No	No
Former Custom Cleaners	Memphis	Yes	Insufficient Data	No	No
Mallory	Waynesboro	Yes	Yes	Yes	Yes

Capacitor Co.					
Memphis Defense Depot (DLA)	Memphis	Yes	Yes	Yes	Yes
Milan Army Ammunition Plant	Milan	Yes	Yes	Yes	Yes
Murray-ohio Dump	Lawrenceburg	Yes	Yes	No	Yes
Oak Ridge Reservation (USDOE)	Oak Ridge	Yes	No	No	No
Ross Metals Inc.	Rossville	Yes	Yes	Yes	Yes
Smalley-piper	Collierville	Yes	Insufficient Data	No	No
Smokey Mountain Smelters	Knoxville	Yes	Insufficient Data	No	No
Southside Chattanooga Lead	Chattanooga	No	Yes	No	No
Velsicol Chemical Corp. (Hardeman County)	Toone	Yes	No	No	Yes
Walker Machine Products, Inc.	Collierville	Yes	Yes	No	No
Wrigley Charcoal Plant	Wrigley	Yes	Insufficient Data	No	No

TEXAS

Number of sites: 56

Texas has the 6th most Superfund toxic waste sites of any U.S. state, territory, or Washington D.C.

Number of sites with human exposure under control: 47

Sites with insufficient data: 2

Sites with human exposure not under control: 5

Sites not yet designated: 2

Number of sites with groundwater migration under control: 39

Sites with insufficient data: 4

Sites with groundwater migration not under control: 10

Sites that are not groundwater sites: 2

Sites that are not yet designated: 1

Table of National Priorities List sites in Texas:

Site Name	City	Human Exposure Under Control	Groundwater Migration Under Control	Construction Complete	Site-wide Ready for Anticipated Use
Air Force Plant #4 (General Dynamics)	Fort Worth	Yes	Yes	Yes	Yes
Alcoa (Point Comfort)/Lava ca Bay	Point Comfort	Yes	Yes	Yes	Yes
Bandera Road Ground Water Plume	San Antonio	No	Yes	No	No
Brine Service Company	Corpus Christi	Yes	No	No	No
Circle Court Ground Water Plume	Willow Park	Yes	No	No	No

City Of Perryton Well No. 2	Perryton	Yes	Yes	Yes	Yes
Conroe Creosoting Co.	Conroe	Yes	Yes	Yes	Yes
Crystal Chemical Co.	Houston	Yes	Yes	Yes	Yes
Delfasco Forge	Grand Prairie	Insufficient Data	No	No	No
Donna Reservoir And Canal System	Donna	No	Not a Groundwater Site	No	No
East 67th Street Ground Water Plume	Odessa	Yes	No	No	No
Eldorado Chemical Co., Inc.	Live Oak	Yes	Yes	No	No
Falcon Refinery	Ingleside	Yes	Yes	No	No
French, Ltd.	Crosby	Yes	Yes	No	Yes
Garland Creosoting	Longview	Yes	Yes	Yes	Yes
Geneva Industries/Fuhrmann Energy	Houston	Yes	Yes	Yes	Yes
Gulfco Marine Maintenance	Freeport	Yes	Yes	Yes	Yes
Hart Creosoting Company	Jasper	Yes	Yes	Yes	Yes
Highlands Acid Pit	Highlands	Yes	Yes	Yes	Yes

Highway 18 Ground Water	Kermit	Insufficient Data	Insufficient Data	No	No
Jasper Creosoting Company Inc.	Jasper	Yes	Yes	Yes	Yes
Jones Road Ground Water Plume	Houston	No	No	No	No
Koppers Co., Inc. (Texarkana Plant)	Texarkana	Yes	Yes	No	Yes
Lane Plating Works, Inc	Dallas	Yes	Insufficient Data	No	No
Lone Star Army Ammunition Plant	Texarkana	Yes	Yes	Yes	Yes
Longhorn Army Ammunition Plant	Karnack	Yes	Insufficient Data	No	No
Main Street Ground Water Plume	Burnet	Not yet designated	Yes	No	No
Malone Service Co - Swan Lake Plant	Texas City	Yes	Yes	Yes	Yes
Many Diversified Interests, Inc.	Houston	Yes	Yes	Yes	Yes
Midessa Ground Water Plume	Midland	Yes	No	No	No
Motco, Inc.	La Marque	Yes	Yes	Yes	Yes
North Cavalcade	Houston	Yes	Yes	No	Yes

Street					
North East 2nd Street Site	Happy	Yes	Yes	No	No
Northwest Odessa Groundwater	Odessa	Not yet designated	Not yet designated	No	No
Odessa Chromium #1	Odessa	Yes	No	Yes	Yes
Pantex Plant (USDOE)	Pantex Village	Yes	Yes	Yes	Yes
Patrick Bayou	Deer Park	Yes	Yes	No	No
Petro-chemical Systems, Inc. (Turtle Bayou)	Liberty	Yes	Yes	No	Yes
River City Metal Finishing	San Antonio	Yes	Yes	No	No
Rockwool Industries Inc.	Bell County	Yes	Yes	Yes	Yes
RSR Corporation	Dallas	Yes	Yes	No	Yes
San Jacinto River Waste Pits	Channelview	Yes	Yes	No	No
Sandy Beach Road Ground Water Plume	Pelican Bay	Yes	Yes	No	No
Sheridan Disposal Services	Hempstead	Yes	Yes	Yes	Yes
Sikes Disposal Pits	Crosby	Yes	Yes	Yes	Yes

Sol Lynn/Industrial Transformers	Houston	Yes	No	Yes	Yes
South Cavalcade Street	Houston	Yes	Yes	Yes	Yes
Sprague Road Ground Water Plume	Odessa	Yes	Yes	No	Yes
Star Lake Canal	Port Neches	Yes	Not a Groundwater Site	No	No
State Road 114 Groundwater Plume	Levelland	Yes	Yes	No	Yes
Tex-Tin Corp.	Texas City	Yes	Yes	Yes	Yes
Texarkana Wood Preserving Co.	Texarkana	Yes	Yes	Yes	Yes
United Creosoting Co.	Conroe	Yes	Yes	Yes	Yes
US Oil Recovery	Pasadena	No	Insufficient Data	No	No
Van Der Horst Usa Corporation	Terrell	Yes	No	No	No
West County Road 112 Ground Water	Midland	No	No	No	No

U.S. VIRGIN ISLANDS

Number of sites: 1

The U.S. Virgin Islands have the 50th most Superfund toxic waste sites of any U.S. state, territory, or Washington D.C.

Number of sites with human exposure under control: 1

Sites with insufficient data: 0

Sites with human exposure not under control: 0

Number of sites with groundwater migration under control: 0

Sites with insufficient data: 0

Sites with groundwater migration not under control: 1

Table of National Priorities List sites in the U.S. Virgin Islands:

Site Name	City	Human Exposure Under Control	Groundwater Migration Under Control	Construction Complete	Site-wide Ready for Anticipated Use
Tutu Wellfield	Tutu	Yes	No	No	Yes

UTAH

Number of sites: 12

Utah has the 33rd most Superfund toxic waste sites of any U.S. state, territory, or Washington D.C.

Number of sites with human exposure under control: 7

Sites with insufficient data: 1

Sites with human exposure not under control: 4

Number of sites with groundwater migration under control: 8

Sites with insufficient data: 1

Sites with groundwater migration not under control: 2

Sites that are not groundwater sites: 1

Table of National Priorities List sites in Utah:

Site Name	City	Human Exposure Under Control	Groundwater Migration Under Control	Construction Complete	Site-wide Ready for Anticipated Use
700 South 1600 East PCE Plume	Salt Lake City	No	Insufficient Data	No	No
Bountiful/Woods Cross 5th S. PCE Plume	Bountiful	Yes	Yes	No	No
Five Points PCE Plume	Woods Cross/Bountiful	Yes	Yes	No	No
Hill Air Force Base	Hill Afb	No	Yes	No	No
Jacobs Smelter	Stockton	No	Not a Groundwater Site	No	No
Monticello Mill Tailings (USDOE)	Monticello	Yes	Yes	Yes	Yes

Ogden Defense Depot (DLA)	Ogden	Yes	Yes	Yes	Yes
Portland Cement (Kiln Dust 2 & 3)	Salt Lake City	Yes	Yes	Yes	Yes
Tooele Army Depot (North Area)	Tooele	Yes	No	No	No
US Magnesium	Tooele County	No	No	No	No
Utah Power & Light/ American Barrel Co.	Salt Lake City	Insufficient Data	Yes	Yes	Yes
Wasatch Chemical Co. (Lot 6)	Salt Lake City	Yes	Yes	Yes	Yes

VERMONT

Number of sites: 12

Vermont has the 33rd most Superfund toxic waste sites of any U.S. state, territory, or Washington D.C.

Number of sites with human exposure under control: 10

Sites with insufficient data: 2

Sites with human exposure not under control: 0

Number of sites with groundwater migration under control: 9

Sites with insufficient data: 3

Sites with groundwater migration not under control: 0

Table of National Priorities List sites in Vermont:

Site Name	City	Human Exposure Under Control	Groundwater Migration Under Control	Construction Complete	Site-wide Ready for Anticipated Use
Bennington Municipal Sanitary Landfill	Bennington	Yes	Yes	Yes	Yes
Bfi Sanitary Landfill (Rockingham)	Rockingham	Yes	Yes	Yes	Yes
Burgess Brothers Landfill	Woodford	Yes	Yes	Yes	Yes
Commerce Street Plume	Williston	Yes	Yes	No	No
Elizabeth Mine	Strafford	Yes	Yes	No	No
Ely Copper Mine	Vershire	Yes	Insufficient Data	No	No
Jard Company, Inc.	Bennington	Insufficient Data	Insufficient Data	No	No

Old Springfield Landfill	Springfield	Yes	Yes	Yes	Yes
Parker Sanitary Landfill	Lyndon	Yes	Yes	Yes	Yes
Pike Hill Copper Mine	Corinth	Insufficient Data	Insufficient Data	No	No
Pine Street Canal	Burlington	Yes	Yes	Yes	Yes
Pownal Tannery	Pownal	Yes	Yes	Yes	Yes

VIRGINIA

Number of sites: 30

Virginia has the 16th most Superfund toxic waste sites of any U.S. state, territory, or Washington D.C.

Number of sites with human exposure under control: 27

Sites with insufficient data: 0

Sites with human exposure not under control: 3

Number of sites with groundwater migration under control: 16

Sites with insufficient data: 11

Sites with groundwater migration not under control: 3

Table of National Priorities List sites in Virginia:

Site Name	City	Human Exposure Under Control	Groundwater Migration Under Control	Construction Complete	Site-wide Ready for Anticipated Use
Abex Corp.	Portsmouth	Yes	Yes	No	No
Arrowhead Associates, Inc./Scovill Corp.	Montross	Yes	Yes	No	Yes

Atlantic Wood Industries, Inc.	Portsmouth	No	Yes	No	No
Avtex Fibers, Inc.	Front Royal	Yes	Yes	Yes	Yes
Buckingham County Landfill	Buckingham	Yes	Yes	No	Yes
C & R Battery Co., Inc.	Chesterfield County	Yes	Yes	Yes	Yes
Chisman Creek	York County	Yes	Yes	Yes	Yes
Culpeper Wood Preservers, Inc.	Culpeper	No	Insufficient Data	No	No
Defense General Supply Center (DLA)	Chesterfield County	Yes	Yes	No	No
Former Nansemond Ordnance Depot	Suffolk	Yes	Insufficient Data	No	No
Fort Eustis (US Army)	Newport News	Yes	Insufficient Data	No	No
Greenwood Chemical Co.	Newtown	Yes	Yes	Yes	Yes
H & H Inc., Burn Pit	Farrington	Yes	Yes	Yes	Yes
Hidden Lane Landfill	Sterling	Yes	Yes	No	No
Kim-Stan Landfill	Selma	Yes	Yes	Yes	Yes
L.A. Clarke & Son	Spotsylvania	Yes	No	No	No

Langley Air Force Base/NASA Langley Research Center	Hampton	Yes	Insufficient Data	No	No
Marine Corps Combat Development Command	Quantico	Yes	Insufficient Data	No	No
Naval Amphibious Base Little Creek	Virginia Beach	Yes	Yes	Yes	Yes
Naval Surface Warfare Center - Dahlgren	Dahlgren	Yes	Insufficient Data	No	No
Naval Weapons Station - Yorktown	Yorktown	Yes	Insufficient Data	No	No
Norfolk Naval Base (Sewells Point Naval Complex)	Norfolk	Yes	Insufficient Data	Yes	Yes
Norfolk Naval Shipyard	Portsmouth	Yes	Insufficient Data	No	No
Nws Yorktown - Cheatham Annex	Yorktown	Yes	Insufficient Data	No	No
Peck Iron And Metal	Portsmouth	No	No	No	No
Rentokil, Inc. (Virginia Wood Preserving Division)	Richmond	Yes	Yes	Yes	Yes
Saltville Waste Disposal Ponds	Saltville	Yes	No	No	No

Saunders Supply Co.	Chuckatuck	Yes	Yes	Yes	Yes
St. Juliens Creek Annex (U.S. Navy)	Chesapeake	Yes	Insufficient Data	Yes	Yes
U.S. Titanium	Piney River	Yes	Yes	Yes	Yes

WASHINGTON

Number of sites: 46

Washington has the 8th most Superfund toxic waste sites of any U.S. state, territory, or Washington D.C.

Number of sites with human exposure under control: 34

Sites with insufficient data: 3

Sites with human exposure not under control: 9

Number of sites with groundwater migration under control: 26

Sites with insufficient data: 7

Sites with groundwater migration not under control: 12

Sites that are not groundwater sites: 1

Table of National Priorities List sites in Washington:

Site Name	City	Human Exposure Under Control	Groundwater Migration Under Control	Construction Complete	Site-wide Ready for Anticipated Use
American Lake Gardens/Mcchord Afb	Tacoma	Yes	Yes	Yes	Yes
Bangor Naval Submarine Base	Silverdale	Yes	Yes	Yes	Yes
Bangor Ordnance Disposal (USNAVY)	Bremerton	Yes	Yes	Yes	Yes

Boomsnub/ Air co	Vancouver	Yes	Yes	No	No
Bremerton Gasworks	Bremerton	No	No	No	No
Centralia Municipal Landfill	Centralia	Yes	Yes	Yes	Yes
Colbert Landfill	Spokane	Yes	Insufficient Data	No	Yes
Commencemen t Bay, Near Shore/Tide Flats	Tacoma	No	Insufficient Data	No	No
Commencemen t Bay, South Tacoma Channel	Tacoma	Yes	Yes	No	Yes
Fairchild Air Force Base (4 Waste Areas)	Spokane	Yes	Insufficient Data	No	No
Fmc Corp. (Yakima)	Yakima	Yes	Yes	Yes	Yes
Fort Lewis Logistics Center	Tillicum	Yes	Yes	Yes	Yes
General Electric Co. (Spokane Apparatus Service Shop)	Spokane	Yes	Yes	Yes	Yes
Grain Handling Facility At Freeman	Freeman	Yes	No	No	No
Greenacres Landfill	Spokane County	Yes	Yes	Yes	Yes

Hamilton/Labree Roads Gw Contamination	Chehalis	No	No	No	No
Hanford 100-area (USDOE)	Benton County	Yes	No	No	No
Hanford 200-area (USDOE)	Benton County	Yes	No	No	No
Hanford 300-area (USDOE)	Benton County	Yes	Yes	No	No
Harbor Island (Lead)	Seattle	No	Yes	No	No
Hidden Valley Landfill (Thun Field)	Pierce County	Yes	Yes	Yes	Yes
Jackson Park Housing Complex (USNAVY)	Kitsap County	Yes	Yes	No	No
Kaiser Aluminum (Mead Works)	Mead	Yes	No	No	No
Lakewood	Lakewood	Yes	Yes	Yes	Yes
Lockheed West Seattle	Seattle	Yes	Not a Groundwater Site	Yes	Yes
Lower Duwamish Waterway	Seattle	No	No	No	No
Makah Reservation Warmhouse Beach Dump	Neah Bay	Insufficient Data	Yes	No	No
Mica Landfill	Mica	Yes	Yes	Yes	Yes
Midnite Mine	Wellpinit	Yes	Insufficient	No	No

			Data		
Midway Landfill	Kent	Yes	Yes	Yes	Yes
Moses Lake Wellfield Contamination	Moses Lake	Insufficient Data	Insufficient Data	No	No
Naval Air Station, Whidbey Island (Ault Field)	Whidbey Island	Yes	No	Yes	Yes
Naval Undersea Warfare Engineering Station (4 Waste Areas)	Keyport	Insufficient Data	No	No	Yes
North Market Street	Spokane	Yes	Yes	Yes	Yes
Oeser Co.	Bellingham	Yes	Yes	No	Yes
Old Navy Dump / Manchester Laboratory (USEPA/NOAA)	Manchester	Yes	Yes	Yes	Yes
Pacific Car & Foundry Co.	Renton	Yes	Yes	No	Yes
Pacific Sound Resources	Seattle	Yes	Yes	Yes	Yes
Palermo Well Field Ground Water Contamination	Tumwater	No	Insufficient Data	No	Yes
Pasco Sanitary Landfill	Pasco	Yes	Yes	No	No

Puget Sound Naval Shipyard Complex	Bremerton	No	Insufficient Data	No	Yes
Queen City Farms	Maple Valley	Yes	Yes	Yes	Yes
Quendall Terminals	Renton	No	No	No	No
Seattle Municipal Landfill (Kent Highlands)	Kent	Yes	No	Yes	Yes
Western Processing Co., Inc.	Kent	Yes	Yes	No	Yes
Wyckoff Co./Eagle Harbor	Bainbridge Island	No	No	No	No

WEST VIRGINIA

Number of sites: 10

West Virginia has the 40th most Superfund toxic waste sites of any U.S. state, territory, or Washington D.C.

Number of sites with human exposure under control: 7

Sites with insufficient data: 3

Sites with human exposure not under control: 0

Number of sites with groundwater migration under control: 6

Sites with insufficient data: 2

Sites with groundwater migration not under control: 2

Table of National Priorities List sites in West Virginia:

Site Name	City	Human Exposure Under Control	Groundwater Migration Under Control	Construction Complete	Site-wide Ready for Anticipated Use
Allegany Ballistics Laboratory (USNAVY)	Mineral County	Yes	Yes	No	No
Big John Salvage - Hoult Road	Fairmont	Yes	No	No	No
Fike Chemical, Inc.	Nitro	Yes	Yes	No	No
Hanlin-allied-olin	Moundsville	Insufficient Data	No	No	No
North 25th Street Glass And Zinc	Clarksburg	Insufficient Data	Insufficient Data	No	No
Ravenswood PCE	Ravenswood	Yes	Yes	Yes	Yes
Shaffer Equipment/ Ar	Minden	Insufficient Data	Insufficient Data	No	No

buckle Creek Area					
Sharon Steel Corp (Fairmont Coke Works)	Fairmont	Yes	Yes	No	No
Vienna Tetrachloroethene	Vienna	Yes	Yes	Yes	Yes
West Virginia Ordnance (USARMY)	Point Pleasant	Yes	Yes	No	No

WISCONSIN

Number of sites: 35

Wisconsin has the 13th most Superfund toxic waste sites of any U.S. state, territory, or Washington D.C.

Number of sites with human exposure under control: 33

Sites with insufficient data: 0

Sites with human exposure not under control: 2

Number of sites with groundwater migration under control: 31

Sites with insufficient data: 3

Sites with groundwater migration not under control: 0

Sites that are not groundwater sites: 1

Table of National Priorities List sites in Wisconsin:

Site Name	City	Human Exposure Under Control	Groundwater Migration Under Control	Construction Complete	Site-wide Ready for Anticipated Use
Algoma Municipal Landfill	Algoma	Yes	Yes	Yes	Yes

Amcast Industrial Corporation	Cedarburg	No	Insufficient Data	No	No
Ashland/Northern States Power Lakefront	Ashland	Yes	Yes	Yes	Yes
Better Brite Plating Co. Chrome And Zinc Shops	De Pere	Yes	Yes	Yes	Yes
City Disposal Corp. Landfill	Dunn	Yes	Yes	Yes	Yes
Delavan Municipal Well #4	Delavan	Yes	Yes	Yes	Yes
Hagen Farm	Stoughton	Yes	Yes	Yes	Yes
Hechimovich Sanitary Landfill	Williamstown	Yes	Insufficient Data	No	Yes
Hunts Disposal Landfill	Caledonia	Yes	Yes	Yes	Yes
Janesville Ash Beds	Janesville	Yes	Yes	Yes	Yes
Janesville Old Landfill	Janesville	Yes	Yes	Yes	Yes
Kohler Co. Landfill	Kohler	Yes	Yes	Yes	Yes
Lauer I Sanitary Landfill	Menomonee Falls	Yes	Yes	Yes	Yes
Lemberger Landfill, Inc.	Whitelaw	Yes	Yes	Yes	Yes

Lemberger Transport & Recycling	Franklin Township	Yes	Yes	Yes	Yes
Madison Metropolitan Sewerage District Lagoons	Blooming Grove	Yes	Not a Groundwater Site	Yes	Yes
Master Disposal Service Landfill	Brookfield	Yes	Yes	Yes	Yes
Mid-state Disposal, Inc. Landfill	Cleveland Township	Yes	Yes	Yes	Yes
Moss-American Co., Inc. (Kerr-McGee Oil Co.)	Milwaukee	Yes	Yes	Yes	Yes
Muskego Sanitary Landfill	Muskego	Yes	Yes	Yes	Yes
N.W. Mauthe Co., Inc.	Appleton	Yes	Yes	Yes	Yes
National Presto Industries, Inc.	Eau Claire	Yes	Yes	Yes	Yes
Oconomowoc Electroplating Co., Inc.	Ashippun	Yes	Yes	Yes	Yes
Onalaska Municipal Landfill	Onalaska	Yes	Yes	No	Yes
Penta Wood Products	Daniels	Yes	Yes	Yes	Yes
Refuse Hideaway Landfill	Middleton	Yes	Yes	Yes	Yes

Ripon City Landfill	Fond Du Lac County	Yes	Insufficient Data	No	Yes
Sauk County Landfill	Excelsior	Yes	Yes	Yes	Yes
Schmalz Dump	Harrison	Yes	Yes	Yes	Yes
Sheboygan Harbor & River	Sheboygan	No	Yes	No	Yes
Spickler Landfill	Spencer	Yes	Yes	Yes	Yes
Stoughton City Landfill	Stoughton	Yes	Yes	Yes	Yes
Tomah Municipal Sanitary Landfill	Tomah	Yes	Yes	Yes	Yes
Waste Management Of Wisconsin, Inc. (Brookfield Sanitary Landfill)	Brookfield	Yes	Yes	No	Yes
Wausau Ground Water Contamination	Wausau	Yes	Yes	No	Yes

WYOMING

Number of sites: 1

Wyoming has the 50th most Superfund toxic waste sites of any U.S. state, territory, or Washington D.C.

Number of sites with human exposure under control: 0

Sites with insufficient data: 1

Sites with human exposure not under control: 0

Number of sites with groundwater migration under control: 0

Sites with insufficient data: 1

Sites with groundwater migration not under control: 0

Table of National Priorities List sites in Wyoming:

Site Name	City	Human Exposure Under Control	Groundwater Migration Under Control	Construction Complete	Site-wide Ready for Anticipated Use
F.E. Warren Air Force Base	Cheyenne	Insufficient Data	Insufficient Data	No	No

Notes

Divided 320,635,163 people (2015 U.S. population) by the 53 million people that live within 3 miles of a Superfund site listed or proposed to the National Priorities List, or a Superfund Alternate Agreement site = 6.05. 53 million Americans live within 3 miles of a proposed or listed Superfund site: "Population Surrounding 1,388 Superfund Remedial Sites. September 2015. Accessed December 8, 2020. Archived at <https://web.archive.org/web/20170226163012/https://www.epa.gov/sites/production/files/2015-09/documents/webpopulationrsuperfundsites9.28.15.pdf>.

2015 population: "Population, total - United States" World Bank. Accessed 1/5/21.

<https://data.worldbank.org/indicator/SP.POP.TOTL?locations=US>

Superfund Alternate Approach sites are Superfund sites: U.S. Environmental Protection Agency, archived January 31, 2021 at

<https://web.archive.org/web/20210131235937/https://www.epa.gov/enforcement/superfund-alternative-approach>

Added total NPL Sites to total deleted. 1,327 + 438 = 1,765. U.S. Environmental Protection Agency, *Superfund: National Priorities List (NPL)*, October 07, 2020, archived January 30, 2021 at

<https://web.archive.org/web/20210130215726/https://www.epa.gov/superfund/superfund-national-priorities-list>

[npl#:~:text=The%20National%20Priorities%20List%20\(NPL,United%20States%20and%20its%20territories](https://www.epa.gov/superfund/superfund-national-priorities-list-npl#:~:text=The%20National%20Priorities%20List%20(NPL,United%20States%20and%20its%20territories)

U.S. Environmental Protection Agency, *Superfund: NPL Deletion Guidance and Policy*, January 12, 2021, archived January 26, 2021,

<https://web.archive.org/web/20210126002300/https://www.epa.gov/superfund/superfund-npl-deletion-guidance-and-policy#:~:text=Deletion%20of%20sites%20from%20the,with%20concurrency%20from%20the%20State.&text=EPA%20can%20also%20delete%20portions%20of%20sites%20that%20meet%20deletion%20criteria>.

Lead and dioxin: U.S. Environmental Protection Agency, *Contaminants at Superfund Sites*, June 4, 2018, archived February 1, 2021 at

<https://web.archive.org/web/20210201002145/https://www.epa.gov/superfund/contaminants-superfund-sites>.

Mercury and benzene: U.S. Environmental Protection Agency, *DAVISVILLE NAVAL CONSTRUCTION BATTALION CENTER*, archived February 1, 2021 at

<https://web.archive.org/web/20201101065111/https://cumulis.epa.gov/supercpad/SiteProfiles/index.cfm?fuseaction=second.contams&id=0101430>.

The common chemicals at Superfund sites: U.S. Environmental Protection Agency, *Contaminants at Superfund Sites*, accessed January 5, 2021 at <https://www.epa.gov/superfund/contaminants-superfund-sites>

Danger of asbestos: U.S. Environmental Protection Agency, *Learn About Asbestos*, accessed January 5, 2021 at <https://www.epa.gov/asbestos/learn-about-asbestos#effects>

Danger of lead: U.S. Environmental Protection Agency, *Learn About Lead*, accessed January 5, 2021 at <https://www.epa.gov/lead/learn-about-lead>

Danger of dioxin: U.S. Environmental Protection Agency, *Learn About Dioxin*, accessed January 5, 2021 at <https://www.epa.gov/dioxin/learn-about-dioxin>

U.S. Environmental Protection Agency, *What is Superfund*, November 19, 2021, accessed November 30, 2021 at <https://www.epa.gov/superfund/what-superfund>

U.S. Environmental Protection Agency, *Superfund: CERCLA Overview*, updated January 4, 2021, accessed November 21, 2021 at <https://www.epa.gov/superfund/superfund-cercla-overview>

⁹ In 1986, a third tax on major corporations was added to fund the Superfund program. Jonathan Ramseur, Mark Reisch, and James McCarthy, Congressional Research Service (CRS), *Superfund Taxes or General Revenues: Future Funding Issues for the Superfund Program*, February 4, 2008, accessed November 10, 2021 at

https://www.everycrsreport.com/files/20080204_RL31410_0836e5a178cb9592e7b99f37adcf5600d0b8871.pdf

¹⁰ U.S. Government Accountability Office, *SUPERFUND Trends in Federal Funding and Cleanup of EPA's Nonfederal National Priorities List Sites*, p. 7, September 2015, archived January 31, 2021 at <https://web.archive.org/web/20210131231817/https://www.gao.gov/assets/680/673051.pdf>.

¹¹ Jillian Gordner, U.S. Public Interest Research Group (PIRG), *Superfund Underfunded: How taxpayers have been left with a toxic financial burden*, February 2021, accessed November 21, 2021 at

https://uspirg.org/sites/pirg/files/reports/USP_AME_SuperfundUnderfunded_1.pdf

¹² Jonathan Ramseur, Mark Reisch, and James McCarthy, Congressional Research Service (CRS), *Superfund Taxes or General Revenues: Future Funding Issues for the Superfund Program*, February 4, 2008, accessed November 10, 2021 at

https://www.everycrsreport.com/files/20080204_RL31410_0836e5a178cb9592e7b99f37adcf5600d0b8871.pdf

¹³ Jillian Gordner, U.S. Public Interest Research Group (PIRG), *Superfund Underfunded: How taxpayers have been left with a toxic financial burden*, February 2021, accessed November 21, 2021 at

https://uspirg.org/sites/pirg/files/reports/USP_AME_SuperfundUnderfunded_1.pdf

¹⁴ Grinapol, Corinne, and Pam McFarland, "Superfund Still Struggling at 40," *Engineering NewsRecord* RSS, December 11, 2020, archived January 31, 2021 at

<https://web.archive.org/web/20210131232239/https://www.enr.com/articles/50850-superfund-still-struggling-at-40>.

¹⁵ U.S. Government Accountability Office, *Superfund: Funding and Reported Costs of Enforcement and Administration Activities*, GAO 08-841R, Washington D.C. July 18, 2008,

<https://web.archive.org/web/20201026232652/https://www.gao.gov/assets/100/95632.pdf>.

¹⁶ U.S. Office of Personnel Management, Budget FY 2022, Environmental Protection Agency, accessed November 10, 2021 at <https://www.govinfo.gov/content/pkg/BUDGET-2022-APP/pdf/BUDGET-2022-APP-1-22.pdf>

¹⁷ 2021 appropriations: U.S. Environmental Protection Agency, Office of the Chief Financial Officer, *FY 2021 EPA Budget in Brief*, February 2020, "Summary of Agency Resources by Appropriation," p. 85, accessed October 15, 2021 at <https://www.epa.gov/sites/default/files/2021-05/documents/fy-2022-epa-bib.pdf>.

¹⁸ Appropriations in 1999: U.S. Environmental Protection Agency, Office of the Chief Financial Officer, Summary of the 2000 Budget, January 1999, accessed December 3, 2020 at

<https://nepis.epa.gov/Exe/ZyPDF.cgi/P100BJVF.PDF?Dockey=P100BJVF.PDF>

Used inflation calculator: <https://www.usinflationcalculator.com/> to calculate \$1,500,000,000 in 2021 dollars = \$2,490,297,118.85.

¹⁹ FOIA Request, Tracking Number: EPA-2022-000831, "Quick Search," published online November 24, 2021 <https://foiaonline.gov/foiaonline/action/public/search>

²⁰ U.S. Environmental Protection Agency, *Superfund Glossary*, October 02, 2018, accessed January 26, 2021 at <https://www.epa.gov/superfund/superfund-glossary>

²¹ U.S. Environmental Protection Agency, *Superfund Sites with New Construction Projects Awaiting Funding*, updated September 15, 2021, accessed November 9, 2021 at

<https://www.epa.gov/superfund/superfund-sites-new-construction-projects-awaiting-funding>

²² PIRG Analysis of Annual EPA Budget in Brief.

²³ U.S. Environmental Protection Agency (EPA), *Finding Potentially Responsible Parties (PRPs)*, March 15, 2021, accessed December 1, 2021 at <https://www.epa.gov/enforcement/finding-potentially-responsible-parties-prp>

²⁴ Congressional Research Service (CRS), *Superfund: Implementation and Selected*

Issues, November 26, 2007, accessed December 1, 2021 at

https://www.everycrsreport.com/files/20071126_RL33426_1dc481700b406a12fa8f052514a6b1e486cac7fd.pdf

²⁵ Juan Carlos Rodriguez, "Superfund Tax Would Boost Cleanups At Polluted Sites," Morganlewis.com, September 22, 2021, accessed November 22, 2021 at <https://www.morganlewis.com/-/media/files/news/2021/law360-superfund-tax-would-boost-cleanups-at-polluted-sites.pdf>

²⁶ Philip Keifer, "The new infrastructure bill will fund pollution cleanup. But will it hold polluters accountable?" *Popular Science*, November 9, 2021, accessed November 22, 2021 at <https://www.popsoci.com/science/infrastructure-bill-environmental-cleanup/>

²⁷ Environmental Protection Network, *Resetting the Course of EPA: Cleaning up Superfund Sites*, August 2020, accessed December 1 2021 at <https://www.environmentalprotectionnetwork.org/wp-content/uploads/2020/08/Cleaning-Up-Superfund-Sites.pdf>

²⁸ The EPA reports annual fiscal site milestones beginning in 1983, the first year a site was put on the National Priorities List. U.S. Environmental Protection Agency, *Comprehensive Environmental Response, PACE Law, Compensation, and Liability Act (CERCLA): Overview*, PACE Law School Library Research Guides, October 29, 2020, archived January 28, 2021 at <https://web.archive.org/web/20201128232636/https://libraryguides.law.pace.edu/CERCLA>.

²⁹ U.S. Environmental Protection Agency, Superfund Glossary, October 02, 2018, accessed January 26, 2021 at <https://www.epa.gov/superfund/superfund-glossary>.

³⁰ U.S. Environmental Protection Agency (EPA), "Number of NPL Site Actions and Milestones by Fiscal Year," updated March 15, 2021, accessed November 20, 2021 at <https://www.epa.gov/superfund/number-npl-site-actions-and-milestones-fiscal-year>

³¹ FOIA Request, Tracking Number: EPA-2022-000831, "Quick Search," published online November 24, 2021 <https://foiaonline.gov/foiaonline/action/public/search>

³² U.S. Environmental Protection Agency, Number of NPL Site Actions and Milestones by Fiscal Year, June 04, 2018, archived November 27, 2020 at <https://www.epa.gov/superfund/number-npl-site-actions-and-milestones-fiscal-year>

³³ Britt E. Erickson, et. al., "US infrastructure bill crosses the finish line," C&EN, November 11, 2021, accessed November 16, 2021 at <https://cen.acs.org/policy/legislation/US-infrastructure-bill-crosses-finish/99/web/2021/11>

³⁴ Amelia Pollard, "Can Biden's Infrastructure Plan Save the Superfund Program?" *The American Prospect*, April 27, 2021, accessed November 16, 2021 at <https://prospect.org/environment/can-biden-infrastructure-plan-save-the-superfund-program/>

³⁵ Calculated average = 70.8. U.S. Environmental Protection Agency, *Number of NPL Site Actions and Milestones by Fiscal Year*, June 04, 2018, archived November 27, 2020 at <https://web.archive.org/web/20201127202021/https://www.epa.gov/superfund/number-npl-site-actions-and-milestones-fiscal-year>.

³⁶ Jonathan Ramseur, Mark Reisch, and James McCarthy, Congressional Research Service (CRS), *Superfund Taxes or General Revenues: Future Funding Issues for the Superfund Program*, February 4, 2008, accessed November 10, 2021 at https://www.everycrsreport.com/files/20080204_RL31410_0836e5a178cb9592e7b99f37adcf5600d0b8871.pdf

³⁷ Calculated average = 12.3 U.S. Environmental Protection Agency (EPA), "Number of NPL Site Actions and Milestones by Fiscal Year," updated March 15, 2021, accessed November 20, 2021 at <https://www.epa.gov/superfund/number-npl-site-actions-and-milestones-fiscal-year>

³⁸ U.S. Environmental Protection Agency (EPA), *Number of NPL Site Actions and Milestones by Fiscal Year*, March 15, 2021, accessed November 21, 2021 at <https://www.epa.gov/superfund/number-npl-site-actions-and-milestones-fiscal-year>

³⁹ U.S. Office of Personnel Management, Budget FY 2022, Environmental Protection Agency, accessed November 10, 2021 at <https://www.govinfo.gov/content/pkg/BUDGET-2022-APP/pdf/BUDGET-2022-APP-1-22.pdf>

- ³¹Janet Miranda, "INSIGHT: Superfund tax revival to impact key 'building block' chems, boost toxic site cleanup," Independent Commodity Intelligence Services (ICIS), November 9, 2021, accessed December 1, 2021 at <https://www.icis.com/explore/resources/news/2021/11/09/10703543/insight-superfund-tax-revival-to-impact-key-building-block-chems-boost-toxic-site-cleanup>
- ³²Katherine N. Probst, *Superfund 2017: Cleanup Accomplishments and the Challenges Ahead*, p. xii, 2017, accessed November 28, 2021 at http://www.kateprobstconsulting.com/wp-content/uploads/2017/06/Superfund_2017_FINAL.pdf
- ³³Carter, Jacob, and Casey Kalman. "A Toxic Relationship Extreme Coastal Flooding and Superfund Sites." Ucsusa.org. July 28, 2020. Accessed December 8, 2020 at <https://www.ucsusa.org/sites/default/files/2020-07/a-toxic-relationship.pdf>.
- ³⁴David Hasemyer and Lisa Olsen, "Battered, Flooded and Submerged: Many Superfund Sites are Dangerously Threatened by Climate Change," September 24, 2020, accessed May 04, 2021 at <https://insideclimatenews.org/news/24092020/climate-change-epa-superfund-sites-hurricanes-floods-fires-sea-level-rise/>
- ³⁵Curt Merrill et. al, "A record-setting hurricane season just ended. Explore what we know, think we know, and are just learning about how climate change is influencing the world's most dangerous storms," December 03, 2020, archived on April 14, 2020 at <https://web.archive.org/web/20210414232822/https://www.cnn.com/interactive/2020/12/us/hurricanes-climate-change/#:~:text=While%20scientists%20are%20still%20learning,destructive%20in%20some%20key%20ways>
- ³⁶Center for Climate and Energy Solutions (CCESS), Wildfires and Climate Change, <https://www.c2es.org/content/wildfires-and-climate-change/>
- ³⁷U.S. Environmental Protection Agency, *Superfund: CERCLA Overview*, updated January 4, 2021, accessed November 21, 2021 at <https://www.epa.gov/superfund/superfund-cercla-overview>
- ³⁸U.S. Environmental Protection Agency, *What Is Superfund?*, November 30, 2018, archived on January 31, 2021 at <https://web.archive.org/web/20210131230147/https://www.epa.gov/superfund/what-superfund>.
- ³⁹Hazardous chemicals known to humankind: Carter, Jacob, and Casey Kalman, *A Toxic Relationship Extreme Coastal Flooding and Superfund Sites*, Ucsusa.org, p. 3, July 28, 2020, archived on December 8, 2020 at <https://web.archive.org/web/20210131223700/https://www.ucsusa.org/sites/default/files/2020-07/a-toxic-relationship.pdf>.
- ⁴⁰"Superfund's role in cleaning up these sites: U.S. Environmental Protection Agency, *Superfund History*, July 20, 2020, archived January 31, 2021, at <https://web.archive.org/web/20210131231619/https://www.epa.gov/superfund/superfund-history#:~:text=Since%201980,%20EPA's%20Superfund%20program,and%20nationally%20significant%20environmental%20emergencies>.
- ⁴¹U.S. Environmental Protection Agency, *Superfund History - Printable Version*, July 20, 2020, archived February 1, 2021 at <https://web.archive.org/web/20210201001429/https://www.epa.gov/superfund/superfund-history-printable-version>.
- ⁴²Britt E. Erickson, et. al., "US infrastructure bill crosses the finish line," C&EN, November 11, 2021, accessed November 16, 2021 at <https://cen.acs.org/policy/legislation/US-infrastructure-bill-crosses-finish/99/web/2021/11>
- ⁴³U.S. Environmental Protection Agency, *Superfund: National Priorities List (NPL)*, October 07, 2020, archived February 1, 2021 at [https://web.archive.org/web/20210201000301/https://www.epa.gov/superfund/superfund-national-priorities-list-npl#:~:text=The%20National%20Priorities%20List%20\(NPL,United%20States%20and%20its%20territories](https://web.archive.org/web/20210201000301/https://www.epa.gov/superfund/superfund-national-priorities-list-npl#:~:text=The%20National%20Priorities%20List%20(NPL,United%20States%20and%20its%20territories)

-
- ⁵³ U.S. Environmental Protection Agency, *ADAK NAVAL AIR STATION Site Profile*, October 20, 2017, accessed January 27, 2021 at <https://cumulis.epa.gov/supercpad/SiteProfiles/index.cfm?fuseaction=second.contams&id=1000128>.
- ⁵⁴ U.S. Environmental Protection Agency, *Superfund: Contaminated Sediments*, June 04, 2018, accessed January 27, 2021. <https://www.epa.gov/superfund/superfund-contaminated-sediments#:~:text=Sediments%20are%20materials%20found%20at,decaying%20organic%20matter,%20and%20shells.&text=Sediments%20can%20become%20contaminated%20in,metals%20and%20other%20harmful%20substance>.
- ⁵⁵ U.S. Environmental Protection Agency, *About the Superfund Cleanup Process*, November 11, 2020, archived January 22, 2021 at <https://web.archive.org/web/20210122095850/https://www.epa.gov/superfund/about-superfund-cleanup-process>.
- ⁵⁶ *ibid.*
- ⁵⁷ U.S. Environmental Protection Agency, *Superfund Site Assessment Process*, June 19, 2018. archived February 1, 2021 at <https://web.archive.org/web/20210201003057/https://www.epa.gov/superfund/superfund-site-assessment-process>.
- ⁵⁸ U.S. Environmental Protection Agency, *Non-Time-Critical Removal Actions*, June 04, 2018, archived October 17, 2020 at <https://web.archive.org/web/20201017182451/https://www.epa.gov/superfund/non-time-critical-removal-actions>.
- ⁵⁹ U.S. Environmental Protection Agency, *Superfund Remedial Investigation/Feasibility Study (Site Characterization)*, March 06, 2019, accessed January 27, 2021 at <https://www.epa.gov/superfund/superfund-remedial-investigationfeasibility-study-site-characterization>.
- ⁶⁰ *ibid.*
- ⁶¹ U.S. Environmental Protection Agency, *About the Superfund Cleanup Process*, November 11, 2020, accessed January 27, 2021 at <https://www.epa.gov/superfund/about-superfund-cleanup-process#tab-4>.
- ⁶² "Superfund: Remedial Design / Remedial Action." EPA. November 11, 2020. Accessed January 27, 2021 at <https://www.epa.gov/superfund/superfund-remedial-design-remedial-action>.
- ⁶³ *ibid.*
- ⁶⁴ U.S. Environmental Protection Agency, *About the Superfund Cleanup Process*, November 11, 2020, accessed January 27, 2021 at <https://www.epa.gov/superfund/about-superfund-cleanup-process#tab-6>.
- ⁶⁵ "Notice of Policy Change for Partial Deletion from the NPL." EPA. June 04, 2018. Accessed January 27, 2021 at <https://www.epa.gov/superfund/notice-policy-change-partial-deletion-npl>.
- ⁶⁶ United States. Rules and Regulations. 211th ed. Vol. 60. 1995. Accessed January 27, 2021 at <https://www.govinfo.gov/content/pkg/FR-1995-11-01/pdf/95-27069.pdf>.
- ⁶⁷ "Superfund: National Priorities List Deletion." EPA. January 12, 2021. Accessed January 27, 2021 at <https://www.epa.gov/superfund/superfund-national-priorities-list-deletion#:~:text=EPA%20may%20delete%20a%20final,human%20health%20or%20the%20environment.&text=EPA,%20in%20conjunction%20with%20the,all%20appropriate%20response%20action%20required>.
- ⁶⁸ U.S. Government Accountability Office, *Superfund: Litigation Has Decreased and EPA Needs Better Information on Site Cleanup and Cost Issues to Estimate Future Program Funding Requirements*, GAO-09-656, "Table 15, Construction Complete Nonfederal NPL by Site Type and Megasite Designation through Fiscal Year 2007," p. 70, Accessed January 26, 2021. <https://web.archive.org/web/20201120193053/https://www.gao.gov/assets/300/292299.pdf>.
- ⁶⁹ U.S. Environmental Protection Agency, *About the Superfund Cleanup Process*, November 11, 2020, archived January 22, 2021 at <https://web.archive.org/web/20210122095850/https://www.epa.gov/superfund/about-superfund-cleanup-process>.

-
- ⁷⁰ U.S. Environmental Protection Agency, *About the Superfund Cleanup Process*, November 11, 2020, archived January 22, 2021 at <https://web.archive.org/web/20210122095850/https://www.epa.gov/superfund/about-superfund-cleanup-proces>
- ⁷¹ U.S. Environmental Protection Agency, *About the Superfund Cleanup Process*, November 19, 2018, archived February 1, 2021 at <https://web.archive.org/web/20210201003057/https://www.epa.gov/superfund/superfund-site-assessment-process>.
- ⁷² U.S. Environmental Protection Agency, *Superfund Site Assessment Process*, November 11, 2020. Accessed January 30, 2021 at <https://www.epa.gov/superfund/superfund-site-assessment-process>.
- ⁷³ U.S. Environmental Protection Agency, *The Superfund Cleanup Program*, archived February 1, 2021 at <https://web.archive.org/web/20210201011725/https://www.epa.gov/sites/production/files/documents/thesuperfundcleanupprogram.pdf>.
- ⁷⁴ U.S. Environmental Protection Agency, *Superfund Site Assessment Process*, June 19, 2018. archived February 1, 2021 at <https://web.archive.org/web/20210201003057/https://www.epa.gov/superfund/superfund-site-assessment-process>.
- ⁷⁵ U.S. Government Accountability Agency, *SUPERFUND Trends in Federal Funding and Cleanup of EPA's Nonfederal National Priorities List Sites*, September 2015, p. 2, archived January 31, 2021 at <https://web.archive.org/web/20210131231817/https://www.gao.gov/assets/680/673051.pdf>.
- ⁷⁶ U.S. Environmental Protection Agency, *Superfund Cleanup Alternatives*, June 04, 201, archived February 1, 2021 at <https://web.archive.org/web/20210201012904/https://www.epa.gov/superfund/superfund-cleanup-alternatives#er>.
- ⁷⁷ Sites move from removal to long-term cleanup plans if necessary: U.S. Environmental Protection Agency, *Superfund Site Assessment Process*, June 19, 2018. archived February 1, 2021 at <https://web.archive.org/web/20210201003057/https://www.epa.gov/superfund/superfund-site-assessment-process>.
- The NPL is the cleanup plan for sites with the most serious long-term cleanup: U.S. Environmental Protection Agency, *About the Superfund Cleanup Process*, November 11, 2020, archived January 22, 2021 at <https://web.archive.org/web/20210122095850/https://www.epa.gov/superfund/about-superfund-cleanup-process#tab-1>.
- The next step is Remedial Investigation/Feasibility Study and Record of Decision, which outlines the plan for remedial cleanup: U.S. Environmental Protection Agency, *About the Superfund Cleanup Process*, EPA. November 11, 2020, accessed January 26, 2021. <https://www.epa.gov/superfund/about-superfund-cleanup-process>.
- ⁷⁸ U.S. Environmental Protection Agency, *About the Superfund Cleanup Process*,. November 11, 2020, archived February 1, 2021 at <https://web.archive.org/web/20210201011444/https://www.epa.gov/superfund/about-superfund-cleanup-process#tab-1>.
- ⁷⁹ U.S. Environmental Protection Agency, *About the Superfund Cleanup Process*,. November 11, 2020, archived February 1, 2021 at <https://web.archive.org/web/20210201011444/https://www.epa.gov/superfund/about-superfund-cleanup-process#tab-1>.
- ⁸⁰ U.S. Environmental Protection Agency, *About the Superfund Cleanup Process*,. November 11, 2020, archived February 1, 2021 at <https://web.archive.org/web/20210201011444/https://www.epa.gov/superfund/about-superfund-cleanup-process#tab-1>.
- ⁸¹ U.S. Environmental Protection Agency, *Superfund: Remedial Action Project Completion and Construction Completions*, April 30, 2020, archived November 16, 2020 at <https://web.archive.org/web/20201016201439/https://www.epa.gov/superfund/superfund-remedial-action-project-completion-and-construction-completions>.

- ⁸²U.S. Environmental Protection Agency, *About the Superfund Cleanup Process*,. November 11, 2020, archived February 1, 2021 at <https://web.archive.org/web/20210201011444/https://www.epa.gov/superfund/about-superfund-cleanup-process#tab-1>.
- ⁸³U.S. Environmental Protection Agency, *About the Superfund Cleanup Process*,. November 11, 2020, archived February 1, 2021 at <https://web.archive.org/web/20210201011444/https://www.epa.gov/superfund/about-superfund-cleanup-process#tab-1>.
- ⁸⁴"Frequently Asked Questions," Center for Public Integrity. May 10, 2007, archived February 1, 2021 at <https://web.archive.org/web/20210201014840/https://publicintegrity.org/environment/frequently-asked-questions-4/>.
- ⁸⁵"Frequently Asked Questions," Center for Public Integrity. May 10, 2007, archived February 1, 2021 at <https://web.archive.org/web/20210201014840/https://publicintegrity.org/environment/frequently-asked-questions-4/>.
- ⁸⁶U.S. Environmental Protection Agency, *Negotiating Superfund Settlements*, July 15, 2019, archived February 1, 2021 at <https://web.archive.org/web/20210201014828/https://www.epa.gov/enforcement/negotiating-superfund-settlements#:~:text=EPA%20prefers%20to%20reach%20an,recovering%20the%20cleanup%20costs%20later>.
- ⁸⁷ U.S. Government Accountability Office, *Superfund: Funding and Reported Costs of Enforcement and Administration Activities*, GAO 08-841R, Washington D.C. July 18, 2008, <https://web.archive.org/web/20201026232652/https://www.gao.gov/assets/100/95632.pdf>.
- ⁸⁸ U.S. Government Accountability Office, *SUPERFUND Trends in Federal Funding and Cleanup of EPA's Nonfederal National Priorities List Sites*, September 2015, p. 1, archived December 9, 2020 at <https://web.archive.org/web/20201209104847/https://www.gao.gov/assets/680/673051.pdf>.
- ⁸⁹ Calculated: Out of 1,327, there are 157 federal NPL sites. $157 / 1,327 = .118$ or 11.8%
U.S. Environmental Protection Agency, *Superfund: National Priorities List (NPL)*, February 8, 2021,, archived November 22, 2021, at <https://web.archive.org/web/20211121192317/https://www.epa.gov/superfund/superfund-national-priorities-list-npl>
- ⁹⁰ U.S. Government Accountability Office, *SUPERFUND Trends in Federal Funding and Cleanup of EPA's Nonfederal National Priorities List Sites*, September 2015, p. 7, archived December 9, 2020 at <https://web.archive.org/web/20201209104847/https://www.gao.gov/assets/680/673051.pdf>. p. 7.
- ⁹¹ U.S. Government Accountability Office, *Superfund: Funding and Reported Costs of Enforcement and Administration Activities*, GAO 08-841R, Washington D.C. July 18, 2008, <https://web.archive.org/web/20201026232652/https://www.gao.gov/assets/100/95632.pdf>.
- ⁹² U.S. Government Accountability Office, *SUPERFUND Trends in Federal Funding and Cleanup of EPA's Nonfederal National Priorities List Sites*, September 2015, p. 7, archived December 9, 2020 at <https://web.archive.org/web/20201209104847/https://www.gao.gov/assets/680/673051.pdf> p. 7.
- ⁹³ 2021 appropriations: U.S. Environmental Protection Agency, Office of the Chief Financial Officer, *FY 2021 EPA Budget in Brief*, February 2020, "Summary of Agency Resources by Appropriation," p. 85, accessed October 15, 2021 at <https://www.epa.gov/sites/default/files/2021-05/documents/fy-2022-epa-bib.pdf>.
- ⁹⁴Appropriations in 1999: U.S. Environmental Protection Agency, Office of the Chief Financial Officer, *Summary of the 2000 Budget*, January 1999, accessed December 3, 2020 at <https://nepis.epa.gov/Exe/ZyPDF.cgi/P100BJVF.PDF?Dockey=P100BJVF.PDF> Used inflation calculator: <https://www.usinflationcalculator.com/> to calculate \$1,500,000,000 in 2021 dollars = \$2,490,297,118.85.
- ⁹⁵"Frequently Asked Questions," Center for Public Integrity. May 10, 2007, archived February 1, 2021 at <https://web.archive.org/web/20210201014840/https://publicintegrity.org/environment/frequently-asked-questions-4/>.

The common chemicals at Superfund sites: "Contaminants at Superfund Sites." EPA. Accessed January 5, 2021 at <https://www.epa.gov/superfund/contaminants-superfund-sites>

Danger of asbestos: "Learn About Asbestos." EPA. September 17, 2018. Accessed January 27, 2021 at <https://www.epa.gov/asbestos/learn-about-asbestos#effects>.

Danger of lead: "Learn about Lead." EPA. December 22, 2020. Accessed January 27, 2021 at <https://www.epa.gov/lead/learn-about-lead>.

Danger of dioxin: "Learn about Dioxin." EPA. September 08, 2020. Accessed January 27, 2021. <https://www.epa.gov/dioxin/learn-about-dioxin>.

⁹⁶ Raid Amin, Arlene Nelson & Shannon McDougall (2018), "A Spatial Study of the Location of Superfund Sites and Associated Cancer Risk," *Statistics and Public Policy*, 5:1, 1-9, DOI: 10.1080/2330443X.2017.1408439 Accessed December 5, 2020 at

<https://www.tandfonline.com/doi/full/10.1080/2330443X.2017.1408439>

⁹⁷ Center for Environmental Policy and Management, *Urban Agriculture and Soil Contamination: An Introduction to Urban Gardening*, University of Louisville, Winter 2009, accessed February 4, 2021, at <https://louisville.edu/cepm/pdf-files/pg-25-1>.

⁹⁸ U.S. Environmental Protection Agency, Office of Solid Waste and Emergency Response, Presenter's Manual For: "Superfund Risk Assessment and How You Can Help" A 40-Minute Videotape. 2000. p. 19. EPA/540/R-99/013. OSWER 9285.7-29. Accessed January 27, 2021 at

<https://www.epa.gov/sites/production/files/2015-11/documents/vdmanual.pdf>.

⁹⁹ "The Cognitive Consequences of Superfund Sites." May 2, 2017. Accessed January 27, 2021 at <https://www.ipr.northwestern.edu/news/2017/figlio-persico-superfund-sites.html>.

¹⁰⁰ U.S. Environmental Protection Agency, *Health and Ecological Hazards Caused by Hazardous Substances*, January 26, 2017, archived October 28, 2021 at

<https://web.archive.org/web/20201028122625/https://www.epa.gov/emergency-response/health-and-ecological-hazards-caused-hazardous-substances>.

¹⁰¹ U.S. Environmental Protection Agency. Office of Solid Waste and Emergency Response. Issuance of Final Guidance: Ecological Risk Assessment and Risk Management Principles for Superfund Sites. By Stephen D. Luftig. Washington D.C, 1999. p. 6. OSWER Directive 9285.7-28 P Accessed December 15, 2020 at <https://clu-in.org/download/contaminantfocus/sediments/eco-risk-principles-1999.pdf>

¹⁰² U.S. Environmental Protection Agency. Office of Solid Waste and Emergency Response. Issuance of Final Guidance: Ecological Risk Assessment and Risk Management Principles for Superfund Sites. By Stephen D. Luftig. Washington D.C, 1999. p. 6. OSWER Directive 9285.7-28 P Accessed December 15, 2020 at <https://clu-in.org/download/contaminantfocus/sediments/eco-risk-principles-1999.pdf>

¹⁰³ U.S. Environmental Protection Agency. Office of Solid Waste and Emergency Response. Reusing Cleaned Up Superfund Sites: Ecological Use Where Waste is Left on Site. July 2006. p. 9. Accessed January 30, 2021 at

https://19january2017snapshot.epa.gov/sites/production/files/2015-07/documents/reusing_cleaned_up_superfund_sites_2006.pdf.

¹⁰⁴ Increase in flooding from sea-level rise and spread to communities: Carter, Jacob, and Casey Kalman. "Carter, Jacob, and Casey Kalman. "A Toxic Relationship Extreme Coastal Flooding and Superfund Sites." Ucsusa.org. July 28, 2020. Accessed December 8, 2020 at

<https://www.ucsusa.org/sites/default/files/2020-07/a-toxic-relationship.pdf>.

David Hasemyer, Insideclimate News. "Battered, Flooded and Submerged: Many Superfund Sites Are Dangerously Threatened by Climate Change." Inside Climate News. December 18, 2020, accessed January 30, 2021 at <https://insideclimatenews.org/news/24092020/climate-change-epa-superfund-sites-hurricanes-floods-fires-sea-level-rise/>.

¹⁰⁵ Worsening storms (specifically hurricanes): Emanuel, Kerry. "Evidence that hurricanes are getting stronger" Proceedings of the National Academy of Sciences Jun 2020, 117 (24) 13194-13195; DOI:

10.1073/pnas.2007742117, accessed December 8, 2020 at <https://www.pnas.org/content/117/24/13194>

¹⁰⁶ ibid.

¹⁰⁷ Increase in Category 4 and Category 5: "Global Warming and Hurricanes." GFDL.NOAA.gov, September 23, 2020, Accessed January 27, 2021 at <https://www.gfdl.noaa.gov/global-warming-and-hurricanes/>.

¹⁰⁸ James P. Kossin et al., "Global Increase in Major Tropical Cyclone Exceedance Probability over the past Four Decades," *Proceedings of the National Academy of Sciences* 117, no. 22 (2020), doi:10.1073/pnas.1920849117 Accessed December 8, 2020 at <https://www.pnas.org/content/117/22/11975>.

¹⁰⁹ "Superfund and Climate Change: Lessons from Hurricane Sandy," American Bar Association, Accessed November 04, 2020 at https://www.americanbar.org/groups/environment_energy_resources/publications/natural_resources_environment/2013-14/winter-2014/superfund_and_climate_change_lessons_hurricane_sandy/.

Hurricane Harvey: Valdmanis, Richard, and Timothy Gardner. "Harvey Floods or Damages 13 Texas Superfund Sites - EPA." Reuters. September 03, 2017. Accessed January 31, 2021 at <https://www.reuters.com/article/storm-harvey-superfund/harvey-floods-or-damages-13-texas-superfund-sites-epa-idINKCN1BE03P>.

¹¹⁰ "Record-breaking Atlantic Hurricane Season Draws to an End." Record-breaking Atlantic Hurricane Season Draws to an End | National Oceanic and Atmospheric Administration. November 24, 2020. Accessed January 30, 2021 at <https://www.noaa.gov/media-release/record-breaking-atlantic-hurricane-season-draws-to-end>.

¹¹¹ Carter, Jacob, and Casey Kalman. "A Toxic Relationship Extreme Coastal Flooding and Superfund Sites." Ucsusa.org. July 28, 2020. Accessed December 8, 2020 at <https://www.ucsusa.org/sites/default/files/2020-07/a-toxic-relationship.pdf>.

¹¹² David Hasemyer, Insideclimate News. "Battered, Flooded and Submerged: Many Superfund Sites Are Dangerously Threatened by Climate Change," Inside Climate News, December 18, 2020, accessed January 27, 2021. <https://insideclimatenews.org/news/24092020/climate-change-epa-superfund-sites-hurricanes-floods-fires-sea-level-rise/>.

¹¹³ 45% of all non-federal sites are located in areas with FEMA's highest flood hazard category: U.S. Government Accountability Office, *SUPERFUND: EPA Should Take Additional Actions to Manage Risks from Climate Change*, October 2019, p. 20, accessed January 27, 2021 at <https://www.gao.gov/assets/710/702158.pdf>

As of September 2019, when the G.A.O. report listed above cites the number of Superfund sites, there were 1,179 non-federal sites.

Environmental Protection Agency, Superfund: National Priorities List (NPL), archived September 18, 2019 <https://web.archive.org/web/20190918222115/https://www.epa.gov/superfund/superfund-national-priorities-list-npl>

45% of 1,179 sites is $45\% \times 1,179 = 530.55$.

The total number of National Priorities List sites as of September, 2019 is 1,336. The number of non-federal sites in FEMA's highest flood hazard category $530.55 / \text{the total number of National Priorities List sites } 1,336 = .3967$ or 39.57%

¹¹⁴ Darryl Fears, Steven Mufson, "Trump to Reverse Obama-era Order Aimed at Planning for Climate Change," The Washington Post, April 29, 2019, archived January 29, 2021 at https://web.archive.org/web/20210129054642if_/https://www.washingtonpost.com/news/energy-environment/wp/2017/08/15/trump-to-reverse-obama-era-order-aimed-at-planning-for-climate-change/.

¹¹⁵ David Hasemyer, Insideclimate News. "Battered, Flooded and Submerged: Many Superfund Sites Are Dangerously Threatened by Climate Change," Inside Climate News, December 18, 2020, accessed January 27, 2021. <https://insideclimatenews.org/news/24092020/climate-change-epa-superfund-sites-hurricanes-floods-fires-sea-level-rise/>.

¹¹⁶ U.S. Environmental Protection Agency, *Number of NPL Site Actions and Milestones by Fiscal Year*, June 04, 2018, archived November 27, 2020 at <http://www.epa.gov/superfund/number-npl-site-actions-and-milestones-fiscal-year>

¹¹⁷ *ibid.*

¹¹⁸ U.S. Environmental Protection Agency, *Number of NPL Site Actions and Milestones by Fiscal Year*, June 04, 2018, archived November 27, 2020 at [/www.epa.gov/superfund/number-npl-site-actions-and-milestones-fiscal-year](https://www.epa.gov/superfund/number-npl-site-actions-and-milestones-fiscal-year)

¹¹⁹ U.S. Environmental Protection Agency, *About the Superfund Cleanup Process*, November 11, 2020, accessed January 27, 2021 at <https://www.epa.gov/superfund/about-superfund-cleanup-process#tab-6>.

¹²⁰ U.S. Government Accountability Office, *Superfund: Litigation Has Decreased and EPA Needs Better Information on Site Cleanup and Cost Issues to Estimate Future Program Funding Requirements*, GAO-09-656, "Table 15, Construction Complete Nonfederal NPL by Site Type and Megasite Designation through Fiscal Year 2007," p. 70, accessed January 26, 2021 at <https://www.gao.gov/assets/300/292299.pdf>.

¹²¹ U.S. Environmental Protection Agency, *About the Superfund Cleanup Process*, November 11, 2020, accessed January 27, 2021 at <https://www.epa.gov/superfund/about-superfund-cleanup-process#tab-6>.

¹²² U.S. Environmental Protection Agency, *Construction Completions at National Priorities List (NPL) Sites - by Number*, March 02, 2020, "Site Location," accessed December 03, 2020 at

<https://www.epa.gov/superfund/construction-completions-national-priorities-list-npl-sites-number>.

¹²³ 2021 appropriations: U.S. Environmental Protection Agency, Office of the Chief Financial Officer, *FY 2021 EPA Budget in Brief*, February 2020, "Summary of Agency Resources by Appropriation," p. 85, accessed October 15, 2021 at <https://www.epa.gov/sites/default/files/2021-05/documents/fy-2022-epa-bib.pdf>.

¹²⁴ Appropriations in 1999: U.S. Environmental Protection Agency, Office of the Chief Financial Officer, *Summary of the 2000 Budget*, January 1999, accessed December 3, 2020 at

<https://nepis.epa.gov/Exe/ZyPDF.cgi/P100BJVF.PDF?Dockkey=P100BJVF.PDF>

Used inflation calculator: <https://www.usinflationcalculator.com/> to calculate \$1,500,000,000 in 2021 dollars = \$2,490,297,118.85.

¹²⁵ U.S. Environmental Protection Agency, *Number of NPL Site Actions and Milestones by Fiscal Year*, June 04, 2018. Accessed January 26, 2021 at <https://www.epa.gov/superfund/number-npl-site-actions-and-milestones-fiscal-year>.

¹²⁶ 2021 appropriations: U.S. Environmental Protection Agency, Office of the Chief Financial Officer, *FY 2021 EPA Budget in Brief*, February 2020, "Summary of Agency Resources by Appropriation," p. 85, accessed October 15, 2021 at <https://www.epa.gov/sites/default/files/2021-05/documents/fy-2022-epa-bib.pdf>.

¹²⁷ Appropriations in 1999: U.S. Environmental Protection Agency, Office of the Chief Financial Officer, *Summary of the 2000 Budget*, January 1999, accessed December 3, 2020 at

<https://nepis.epa.gov/Exe/ZyPDF.cgi/P100BJVF.PDF?Dockkey=P100BJVF.PDF>

Used inflation calculator: <https://www.usinflationcalculator.com/> to calculate \$1,500,000,000 in 2021 dollars = \$2,490,297,118.85.

¹²⁸ U.S. Government Accountability Office, *SUPERFUND Trends in Federal Funding and Cleanup of EPA's Nonfederal National Priorities List Sites*, September 2015, p. 11, archived January 31, 2020 at <https://web.archive.org/web/20210131231817/https://www.gao.gov/assets/680/673051.pdf>

¹²⁹ U.S. Government Accountability Office, *SUPERFUND Trends in Federal Funding and Cleanup of EPA's Nonfederal National Priorities List Sites*, September 2015, p. 11, archived January 31, 2020 at <https://web.archive.org/web/20210131231817/https://www.gao.gov/assets/680/673051.pdf>

¹³⁰ U.S. PIRG analysis of annual EPA Budget in Brief.

¹³¹ U.S. Environmental Protection Agency, *Superfund Sites with New Construction Projects Awaiting Funding*, November 10, 2021, , accessed on November 19, 2021 at <https://www.epa.gov/superfund/superfund-sites-new-construction-projects-awaiting-funding#21>

¹³² *Ibid.*

¹³³ U.S. Government Accountability Office, *SUPERFUND Trends in Federal Funding and Cleanup of EPA's Nonfederal National Priorities List Sites*, p. 7, September 2015, archived January 31, 2021 at <https://web.archive.org/web/20210131231817/https://www.gao.gov/assets/680/673051.pdf>.

-
- ¹³⁴ SUPERFUND Trends in Federal Funding and Cleanup of EPA's Nonfederal National Priorities List Sites
- ¹³⁵ FOIA Request, Tracking Number: EPA-2022-000831, "Quick Search," published online November 24, 2021 <https://foiaonline.gov/foiaonline/action/public/search>
- ¹³⁶ FOIA Request, Tracking Number: EPA-2022-000831, "Quick Search," published online November 24, 2021 <https://foiaonline.gov/foiaonline/action/public/search>
- ¹³⁷ FOIA Request, Tracking Number: EPA-2022-000831, "Quick Search," published online November 24, 2021 <https://foiaonline.gov/foiaonline/action/public/search>
- ¹³⁸ U.S. Government Accountability Office, *Superfund: Funding and Reported Costs of Enforcement and Administration Activities*, GAO 08-841R, Washington D.C. July 18, 2008, <https://web.archive.org/web/20201026232652/https://www.gao.gov/assets/100/95632.pdf>.
- ¹³⁹ U.S. Environmental Protection Agency, *Superfund: Remedial Design / Remedial Action*, November 11, 2020, accessed January 31, 2021 at <https://www.epa.gov/superfund/superfund-remedial-design-remedial-action>.
- ¹⁴⁰ U.S. Environmental Protection Agency, *Superfund Glossary*, October 02, 2018, accessed January 26, 2021 at <https://www.epa.gov/superfund/superfund-glossary>
- ¹⁴¹ FOIA Request, Tracking Number: EPA-2022-000831, "Quick Search," published online November 24, 2021 <https://foiaonline.gov/foiaonline/action/public/search>
- ¹⁴² U.S. Environmental Protection Agency (EPA), "Number of NPL Site Actions and Milestones by Fiscal Year," updated March 15, 2021, accessed November 20, 2021 at <https://www.epa.gov/superfund/number-npl-site-actions-and-milestones-fiscal-year>
- ¹⁴³ U.S. Environmental Protection Agency (EPA), "Number of NPL Site Actions and Milestones by Fiscal Year," updated March 15, 2021, accessed November 20, 2021 at <https://www.epa.gov/superfund/number-npl-site-actions-and-milestones-fiscal-year>
- ¹⁴⁴ Partial Deletion policy enacted in 1995: "Procedures for Partial Deletions at NPL Sites." EPA. April 08, 2019. Accessed December 03, 2020 at <https://www.epa.gov/fedfac/procedures-partial-deletions-npl-sites>.
- ¹⁴⁵ First Partial Deletion in 1997: U.S. Environmental Protection Agency (EPA), "Number of NPL Site Actions and Milestones by Fiscal Year," updated March 15, 2021, accessed November 20, 2021 at <https://www.epa.gov/superfund/number-npl-site-actions-and-milestones-fiscal-year>
- ¹⁴⁶ "Superfund Glossary." EPA. October 02, 2018. Accessed January 26, 2021. <https://www.epa.gov/superfund/superfund-glossary>.
- ¹⁴⁷ "Procedures for Partial Deletions at NPL Sites." EPA. April 08, 2019. Accessed December 03, 2020. <https://www.epa.gov/fedfac/procedures-partial-deletions-npl-sites>.
- ¹⁴⁸ Averaged 1997 through 2018 Partial Deletion sites. U.S. Environmental Protection Agency, *Number of NPL Site Actions and Milestones by Fiscal Year*, June 04, 2018, archived November 17, 2020 at <https://web.archive.org/web/20201127202021/https://www.epa.gov/superfund/number-npl-site-actions-and-milestones-fiscal-year>
- ¹⁴⁹ U.S. Environmental Protection Agency (EPA), "Number of NPL Site Actions and Milestones by Fiscal Year," updated March 15, 2021, accessed November 20, 2021 at <https://www.epa.gov/superfund/number-npl-site-actions-and-milestones-fiscal-year>
- ¹⁵⁰ 9 full Deleted sites compared to 16 Partial Deletions. U.S. Environmental Protection Agency, *Number of NPL Site Actions and Milestones by Fiscal Year*, June 04, 2018, archived November 27, 2020 at <https://web.archive.org/web/20201127202021/https://www.epa.gov/superfund/number-npl-site-actions-and-milestones-fiscal-year>
- ¹⁵¹ Knickmeyer, Ellen, "Toxic Superfund Cleanups Decline to More than 30-year Low," AP NEWS, February 20, 2020, accessed January 30, 2021 at <https://apnews.com/article/c1d827364ac630d53848ac3ec489788d>.
- ¹⁵² Partial Deletion policy enacted in 1995: "Procedures for Partial Deletions at NPL Sites." EPA. April 08, 2019. Accessed December 03, 2020 at <https://www.epa.gov/fedfac/procedures-partial-deletions-npl-sites>.

-
- ¹⁵³ Schillaci, William C, "Exploring EPA's Superfund Partial Deletion Policy," EHS Daily Advisor, November 06, 2019, archived September 18, 2020 at <https://web.archive.org/web/20200918163334/https://ehsdailyadvisor.blr.com/2019/11/exploring-epas-superfund-partial-deletion-policy/>.
- ¹⁵⁴ U.S. Environmental Protection Agency (EPA), "Number of NPL Site Actions and Milestones by Fiscal Year," updated March 15, 2021, accessed November 20, 2021 at <https://www.epa.gov/superfund/number-npl-site-actions-and-milestones-fiscal-year>
- ¹⁵⁵ PIRG Analysis of EPA data.
- ¹⁵⁶ U.S. Environmental Protection Agency, *Superfund Human Exposure Dashboard*, March 12, 2020, archived November 11, 2020 at <https://web.archive.org/web/20201111232954/https://www.epa.gov/superfund/superfund-human-exposure-dashboard>.
- ¹⁵⁷ U.S. Environmental Protection Agency, *Superfund Human Exposure Dashboard*, March 12, 2020, archived November 11, 2020 at <https://web.archive.org/web/20201111232954/https://www.epa.gov/superfund/superfund-human-exposure-dashboard>.
- ¹⁵⁸ Katherine N. Probst, *Superfund 2017: Cleanup Accomplishments and the Challenges Ahead*, kateprobstconsulting, 2017, accessed November 18, 2021 at http://www.kateprobstconsulting.com/wp-content/uploads/2017/06/Superfund_2017_FINAL.pdf
- ¹⁵⁹ Ibid.
- ¹⁶⁰ U.S. Environmental Protection Agency, *Superfund Sites with New Construction Projects Awaiting Funding*, updated September 15, 2021, accessed November 9, 2021 at <https://www.epa.gov/superfund/superfund-sites-new-construction-projects-awaiting-funding>
- ¹⁶¹ OVERSIGHT OF THE ENVIRONMENTAL PROTECTION AGENCY'S SUPERFUND PROGRAM, 111th Cong. (2010).S. Hrg. 111-1242, accessed January 27, 2021 at <https://www.govinfo.gov/content/pkg/CHRG-111shrg23570/html/CHRG-111shrg23570.htm#>
- ¹⁶² OVERSIGHT OF THE ENVIRONMENTAL PROTECTION AGENCY'S SUPERFUND PROGRAM, 111th Cong. (2010).S. Hrg. 111-1242, accessed January 27, 2021 at <https://www.govinfo.gov/content/pkg/CHRG-111shrg23570/html/CHRG-111shrg23570.htm#>
- ¹⁶³ U.S. Government Accountability Office, *SUPERFUND: EPA Should Take Additional Actions to Manage Risks from Climate Change*, October 2019, p. 20, accessed January 27, 2021 at <https://www.gao.gov/assets/710/702158.pdf>
- ¹⁶⁴ U.S. Government Accountability Office, *SUPERFUND: EPA Should Take Additional Actions to Manage Risks from Climate Change*, October 2019, p. 20, accessed January 27, 2021 at <https://www.gao.gov/assets/710/702158.pdf> 2020 data: U.S. Environmental Protection Agency, *Superfund: National Priorities List (NPL)*, archived February 1, 2021 at <https://web.archive.org/web/20210201000301/https://www.epa.gov/superfund/superfund-national-priorities-list-npl>.
- ¹⁶⁵ "Population Surrounding 1,388 Superfund Remedial Sites. September 2015, accessed December 8, 2020. Archived at <https://web.archive.org/web/20170226163012/https://www.epa.gov/sites/production/files/2015-09/documents/webpopulationrsuperfundsites9.28.15.pdf>
- ¹⁶⁶ U.S. Environmental Protection Agency (EPA), "Number of NPL Site Actions and Milestones by Fiscal Year," updated March 15, 2021, accessed November 20, 2021 at <https://www.epa.gov/superfund/number-npl-site-actions-and-milestones-fiscal-year>
- ¹⁶⁷ U.S. Environmental Protection Agency (EPA), ALABAMA PLATING COMPANY, INC., accessed November 22, 2021 at <https://cumulis.epa.gov/supercpad/SiteProfiles/index.cfm?fuseaction=second.schedule&id=0400129>
- ¹⁶⁸ FOIA Online, "Quick Search," Tracking Number: EPA-2022-000831, published online November 24, 2021 <https://foiaonline.gov/foiaonline/action/public/search>

¹⁶⁶Office of Land and Emergency Management, "Identification and Evaluation of National Priority List (NPL), Superfund Alternative Approach (SAA), and Coal Combustion, Residual (CCR) Cleanup/Damage Cases, in the Electric Power Generation, Distribution, and Transmission Industry," p. 8, updated June, 2019, accessed November 22, 2021 at https://www.epa.gov/sites/default/files/2019-07/documents/cercla_108b_npl_saa_and_ccr_cases.pdf

¹⁷⁰"Superfund: Implementation and Selected Issues." EveryCRSReport.com. November 26, 2007. Accessed January 28, 2021. <https://www.everycrsreport.com/reports/RL33426.html#fn42>.

¹⁷¹U.S. Government Accountability Office, *SUPERFUND Trends in Federal Funding and Cleanup of EPA's Nonfederal National Priorities List Sites*, September 2015, p. 7, archived December 9, 2020 at <https://web.archive.org/web/20201209104847/https://www.gao.gov/assets/680/673051.pdf>.

¹⁷²U.S. Government Accountability Office, *SUPERFUND Trends in Federal Funding and Cleanup of EPA's Nonfederal National Priorities List Sites*, September 2015, p. 7, archived December 9, 2020 at <https://web.archive.org/web/20201209104847/https://www.gao.gov/assets/680/673051.pdf>.

¹⁷³ Calculated: Out of 1,327, there are 157 federal NPL sites. $157/1,327 = .118$ or 11.8%
U.S. Environmental Protection Agency, *Superfund: National Priorities List (NPL)*, February 8, 2021,, archived November 22, 2021, at <https://web.archive.org/web/20211121192317/https://www.epa.gov/superfund/superfund-national-priorities-list-npl>

¹⁷⁴FOIA Online, "Quick Search," accessed December 1, 2021 at <https://foiaonline.gov/foiaonline/action/public/search>

¹⁷⁵ U.S. Environmental Protection Agency (EPA), Superfund National Priorities List (NPL) Where You Live Map, accessed November 2021
<https://epa.maps.arcgis.com/apps/webappviewer/index.html?id=33cebcdfdd1b4c3a8b51d416956c41f1>

¹⁷⁶ Amadeo, Kimberly. "Fiscal Year Versus Calendar Year." The Balance. Accessed January 28, 2021. <https://www.thebalance.com/fiscal-year-definition-federal-budget-examples-3305794>.

¹⁷⁷Louise D. Yinug and Casey Burgat, *The President's Budget: Overview and Timing of the Mid-Session Review*, Congressional Research Service, p. 2, "Summary," August 2, 2016, accessed January 28, 2021 at <https://www.senate.gov/CRSpubs/f33abcb0-9dfa-45a9-aa02-0b6a06f07023.pdf>.

¹⁷⁸ U.S. Environmental Protection Agency, Office of the Chief Financial Officer, *FY 2021 EPA Budget in Brief*, February 2020, p. 103, accessed December 3, 2020 at <https://www.epa.gov/sites/production/files/2020-02/documents/fy-2021-epa-bib.pdf>.

¹⁷⁹ "Budget." U.S. Senate: Budget. December 21, 2020. Accessed January 28, 2021 at https://www.senate.gov/reference/reference_index_subjects/Budget_vrd.htm.

¹⁸⁰ "Budget FY 2021 - Appendix, Budget of the United States Government, Fiscal Year 2021." Govinfo.gov. February 10, 2020. Accessed January 27, 2021. <https://www.govinfo.gov/content/pkg/BUDGET-2021-APP/pdf/BUDGET-2021-APP-1-23.pdf>.