

OPEN SAFE Pennsylvania

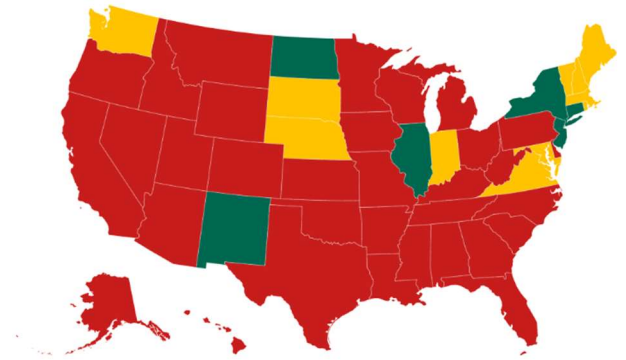


Is the state effectively containing the novel coronavirus (“COVID-19”)?

Data for week ending 6/26

STATUS: RED

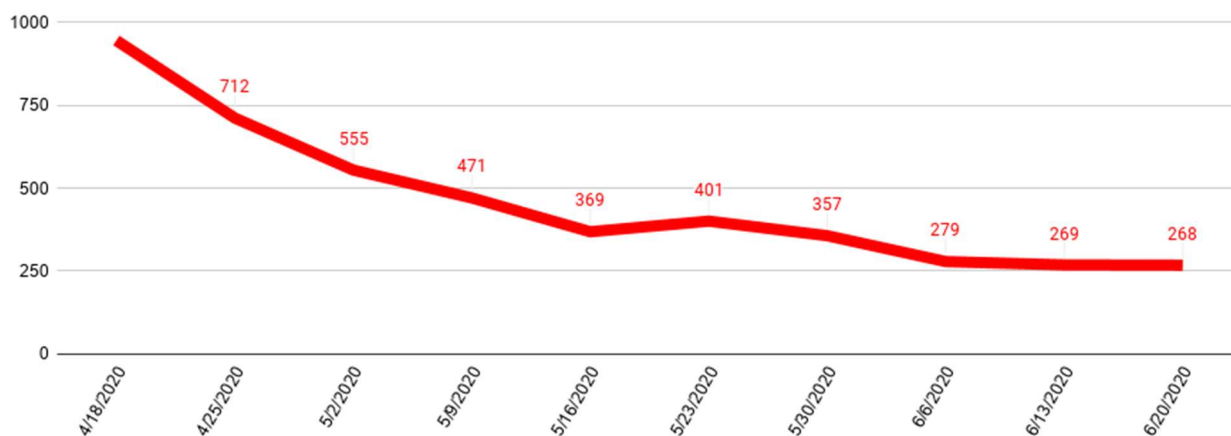
COVID Exit Strategy (www.covidexitstrategy.org), a non-partisan group of public health and crisis experts, has been tracking the progress states have made towards meeting the CDC recommended benchmarks states should reach before reopening their economies. As of the week ending on June 26th, only six states were meeting these metrics, earning a “Green” rating. Currently, Pennsylvania is failing half of the benchmarks, and is rated “Red” by COVID Exit Strategy due to rising case numbers and low per capita diagnostic testing capacity.



CDC Benchmark: a 14-day decline in influenza-like illness

The CDC recommends that states report a 14-day decline in influenza-like illness (“ILI”) before lifting restrictions. Pennsylvania **HAS MET** this benchmark. ILI numbers for outpatient and Emergency Room (“ER”) visits are reported to the CDC weekly. Pennsylvania reported a decrease in ILI from 279 to 268 between the week ending June 6th and the week ending June 20th.

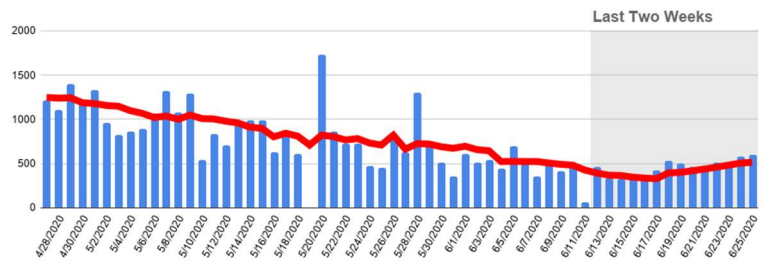
Pennsylvania - Weekly Total Outpatient / ER visits for ILI over the last two months



CDC Benchmark: declining COVID+

The CDC recommends a state show a 14-day decline in reported cases of COVID-19 before reopening. Pennsylvania has **NOT MET** this benchmark. COVID+ cases have been increasing in the state over the last 14 days.

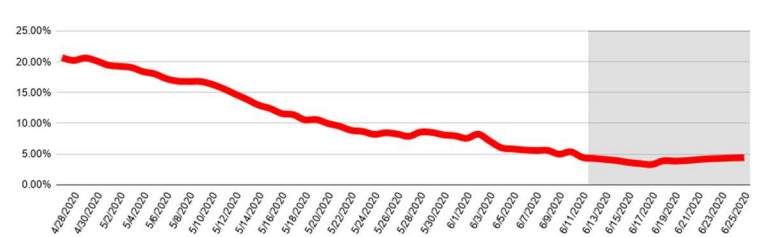
Pennsylvania - Last 60 days of new COVID+ Cases with 7-day Trend



CDC Benchmark: testing

The CDC recommends a state show a downward trajectory for the percentage of COVID-19 tests that are positive before reopening. Pennsylvania has **NOT MET** this benchmark. Test positivity has been flat in the state over the last 14 days.

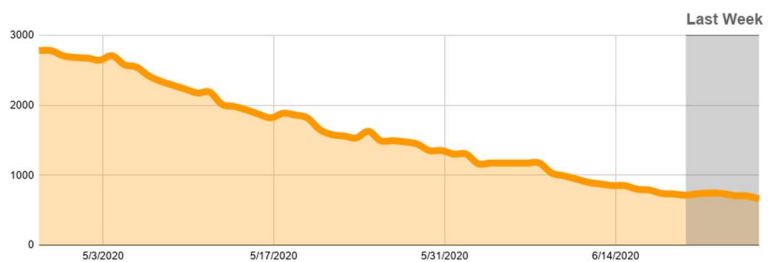
Pennsylvania - COVID-19 diagnostic test positivity over last 60-days (7-day Moving average)



CDC Benchmark: hospital capacity

The CDC recommends a state have sufficient hospital capacity to treat all patients without crisis care (20% capacity available over last 7 days). Pennsylvania **HAS MET** this benchmark. The highest reported occupancy in the last week was 71% for inpatient and 65% for ICUs.

Pennsylvania - Hospital occupancy for COVID+ patients over last 60 days



Recommendations

Pennsylvania is currently failing 2 out of 4 CDC benchmarks that PennPIRG has been tracking, indicating that COVID-19 has been spreading in the community without effective containment. PennPIRG recommends that the state maintain all current restrictions related to COVID-19, and take additional measures to improve containment. These measures could include: prohibiting indoor seating at restaurants and closing all non-essential businesses in current COVID-19 hot-spots.

For more information, contact:


Emma Horst-Martz

Campaign Associate
emma@pennpirg.org



Numi Lee Griffith

Health Care Advocate
ngriffith@ospirg.org



Abe Scarr

Open Safe Director
abe@illinoispirg.org



NOTES AND CITATIONS

- Photo Credit: Ketut Subiyanto, www.Pexels.com, Pexels attribution license.
- Color rating is based on the recommendations of COVID Exit Strategy. View current data at www.covidexitstrategy.org.
- Map graphic courtesy of COVID Exit Strategy, retrieved on 6/26/2020.
- CDC recommendations are derived from the CDC's "Opening Up America Again" framework, and CDC guidance released on 5/19/2020.
- Data for ILI and hospital occupancy based on state reports to the CDC.
- Data for COVID+, test positivity, and hospital / ICU occupancy graph is derived from data collected by the COVID tracking project, at www.covidtracking.com
- We do not track CDC metrics related to total testing volume, reported symptoms of COVID-like illness, and PPE supply due to a lack of consistent standards and / or publicly available data.