


OPEN SAFE Pennsylvania

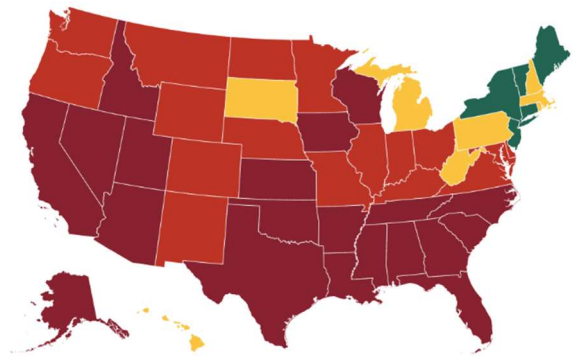


Is the state effectively containing the novel coronavirus (“COVID-19”)?

Weekly trends and risk assessment report for July 13, 2020

STATUS: **YELLOW**

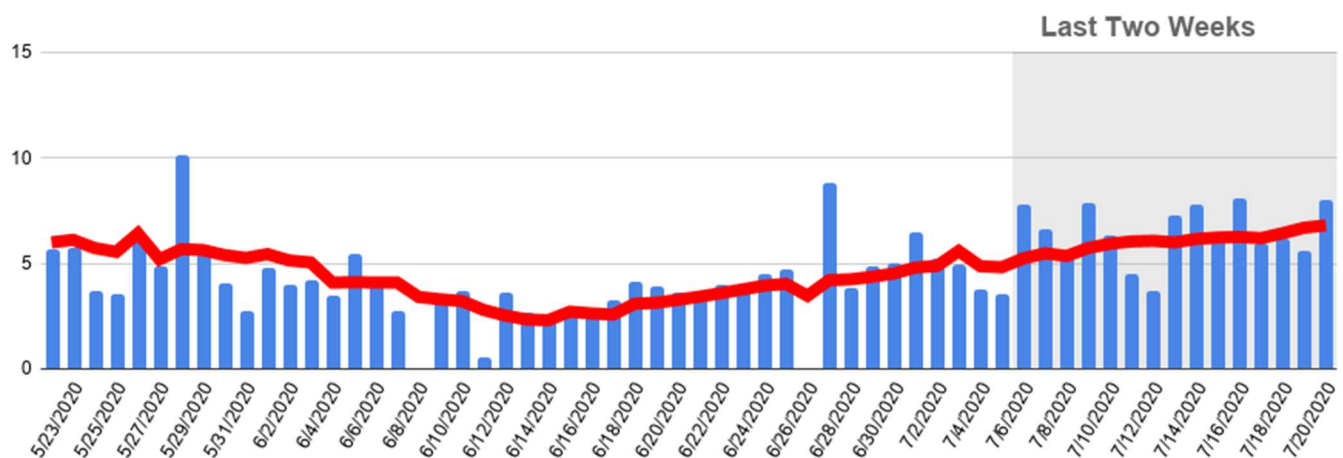
COVID Exit Strategy (www.covidexitstrategy.org), a non-partisan group of public health and crisis experts, has been tracking the progress states have made towards containing COVID-19. On July 10th, as the epidemic worsened, the group added a new color to their grading scale, indicating states with uncontrolled spread of the virus. Pennsylvania is currently doing better than most states, and is rated “Yellow,” indicating that the state is making progress towards containing COVID-19, but the virus is still spreading enough to require caution.



Benchmark: Daily Cases per 100,000 population. STATUS: **YELLOW**

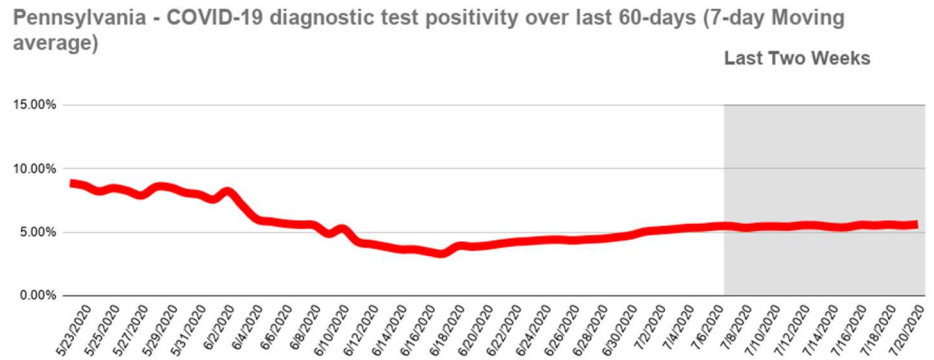
The CDC recommended that states demonstrate a 14-day trend of declining daily COVID-19 diagnoses before reopening. Pennsylvania has not met this metric since June 1. The current 7-day rolling average for daily case reports is 7, above the threshold of 3 recommended by many public health experts. The state will be rated green if the moving average for daily cases per 100,000 falls below 5.

Pennsylvania - Daily cases per 100,000 population over 60 days



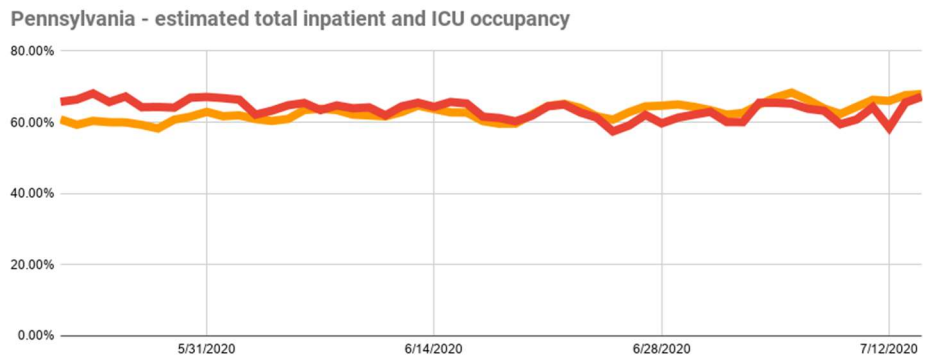
Benchmark: Sufficient testing to track the spread. STATUS: YELLOW

A state should have sufficient COVID-19 testing capacity such that 5% or less of tests return positive. A higher number indicates a state is not testing enough to identify most infections. Pennsylvania's 7-day average is 6%, 1% higher than the goal. To earn a green rating, the state must test enough to reach 5% positivity again.



Benchmark: Sufficient hospital capacity to avoid crisis care. STATUS: GREEN

A state should have enough hospital and ICU beds available (at least 20% over the last week) to take care of all patients without resorting to crisis standards of care. Over the last 7 days, Pennsylvania hospitals and ICUs have been around 67% full, meeting this goal.



Recommendations

Pennsylvania is currently meeting only 1 out of 3 the public health benchmarks that PennPIRG has been tracking, but while cases per capita have been lower than many states, cases counts have been rising slowly since mid-June. Recent outbreaks in other states, like Arizona, Texas, and Florida have shown that the virus can resurge at any time if businesses or consumers do not follow social distancing recommendations and other public health guidelines, such as wearing a mask in public spaces. Failure to do so could lead to new outbreaks, or even require a second lockdown.

For more information, contact:

Emma Horst-Martz

Campaign Associate
emma@pennpirg.org



Numi Lee Griffith

Health Care Advocate
ngriffith@ospirg.org



Abe Scarr

Pennsylvania PIRG Director
Open Safe Director



NOTES AND CITATIONS

- Photo Credit: Ketut Subiyanto, www.Pexels.com, Pexels attribution license.
- Color rating is based on the recommendations of COVID Exit Strategy. View current data at www.covidexitstrategy.org.
- Map graphic courtesy of COVID Exit Strategy, retrieved on 7/21/2020.
- CDC recommendations are derived from the CDC's "Opening Up America Again" framework, and CDC guidance released on 5/19/2020.
- Data for hospital occupancy based on state reports to HHS.
- Data for COVID+, test positivity, and hospital / ICU occupancy graph is derived from data collected by the COVID tracking project, at www.covidtracking.com
- We do not track CDC metrics related to total testing volume, reported symptoms of COVID-like illness, and PPE supply due to a lack of consistent standards and / or publicly available data.